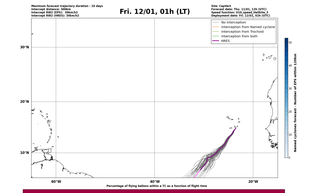
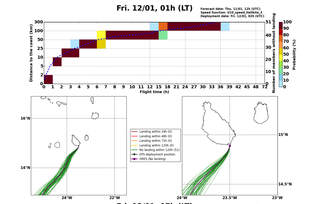
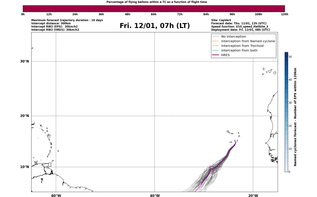
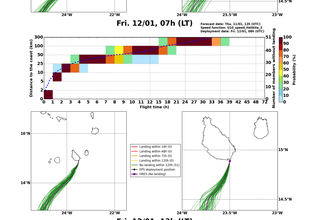
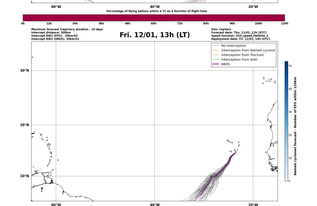

Analysis
Statistic forecast (48hr)
Data not available
Forecast date: Thu. 11/01, 12h (UTC)
Site: Cayirhot
Speed function: V10_speed_Holtslag_3
Historic tracks: 1000 cyclones (500hrs)
Departure date (start)
Fri. 12/01, 01h
Fri. 12/01, 07h
Fri. 12/01, 13h
Fri. 12/01, 19h
Sat. 13/01, 01h
Sat. 13/01, 07h
Sun. 14/01, 01h
Sun. 14/01, 13h
Mon. 15/01, 01h
Mon. 15/01, 13h
Tue. 16/01, 13h
Interrupt Time (h)
Percentage of all tracks(%)
Measurement time (h)
Departure date (start)
TC Central Pressure at interrupt time (hPa)
Minimum TC pressure during measurement period (hPa)
Wind at launch time (m/s)
Minimum of pressure within 300km at interrupt time (hPa)
Deepest minimum of pressure within 300km during measurement period
Integrated RWZ (m/s)

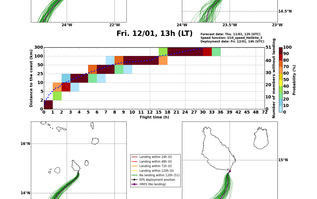

Maximum forward trajectory duration : 10 days
Interrupt distance: 300km
Interrupt RWZ (24h): 30km/s
Interrupt RWZ (360h): 60km/s
Site: Cayirhot
Forecast date: Thu. 11/01, 12h (UTC)
Speed function: V10_speed_Holtslag_3
Deployment date: Fri. 12/01, 01h (UTC)
No interception
Interception from Named cyclone
Interception from Tracked
Interception from both
HRES
Percentage of flying balloons within a TC as a function of flight time
Nearest cyclones tracked - Number of GFS cases (1000m)

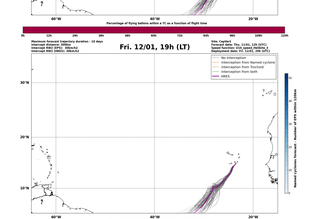

Fri. 12/01, 01h (LT)
Forecast date: Thu. 11/01, 12h (UTC)
Speed function: V10_speed_Holtslag_3
Deployment date: Fri. 12/01, 01h (UTC)
Landing within 24h (D)
Landing within 48h (D)
Landing within 72h (D)
Landing within 120h (D)
No landing within 120h (D)
IFS deployment position
HRES (No landing)
Distance to the coast (km)
Flight time (h)
Percentage (%)



Maximum forward trajectory duration : 10 days
Interrupt distance: 300km
Interrupt RWZ (24h): 30km/s
Interrupt RWZ (360h): 60km/s
Site: Cayirhot
Forecast date: Thu. 11/01, 12h (UTC)
Speed function: V10_speed_Holtslag_3
Deployment date: Fri. 12/01, 07h (UTC)
No interception
Interception from Named cyclone
Interception from Tracked
Interception from both
HRES
Percentage of flying balloons within a TC as a function of flight time
Nearest cyclones tracked - Number of GFS cases (1000m)

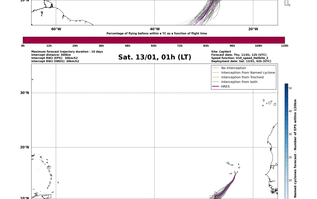

Fri. 12/01, 07h (LT)
Forecast date: Thu. 11/01, 12h (UTC)
Speed function: V10_speed_Holtslag_3
Deployment date: Fri. 12/01, 07h (UTC)
Landing within 24h (D)
Landing within 48h (D)
Landing within 72h (D)
Landing within 120h (D)
No landing within 120h (D)
IFS deployment position
HRES (No landing)
Distance to the coast (km)
Flight time (h)
Percentage (%)



Maximum forward trajectory duration : 10 days
Interrupt distance: 300km
Interrupt RWZ (24h): 30km/s
Interrupt RWZ (360h): 60km/s
Site: Cayirhot
Forecast date: Thu. 11/01, 12h (UTC)
Speed function: V10_speed_Holtslag_3
Deployment date: Fri. 12/01, 13h (UTC)
No interception
Interception from Named cyclone
Interception from Tracked
Interception from both
HRES
Percentage of flying balloons within a TC as a function of flight time
Nearest cyclones tracked - Number of GFS cases (1000m)

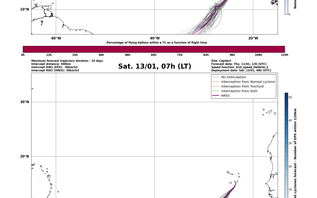

Fri. 12/01, 13h (LT)
Forecast date: Thu. 11/01, 12h (UTC)
Speed function: V10_speed_Holtslag_3
Deployment date: Fri. 12/01, 13h (UTC)
Landing within 24h (D)
Landing within 48h (D)
Landing within 72h (D)
Landing within 120h (D)
No landing within 120h (D)
IFS deployment position
HRES (No landing)
Distance to the coast (km)
Flight time (h)
Percentage (%)



Maximum forward trajectory duration : 10 days
Interrupt distance: 300km
Interrupt RWZ (24h): 30km/s
Interrupt RWZ (360h): 60km/s
Site: Cayirhot
Forecast date: Thu. 11/01, 12h (UTC)
Speed function: V10_speed_Holtslag_3
Deployment date: Fri. 12/01, 19h (UTC)
No interception
Interception from Named cyclone
Interception from Tracked
Interception from both
HRES
Percentage of flying balloons within a TC as a function of flight time
Nearest cyclones tracked - Number of GFS cases (1000m)

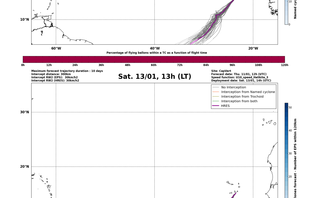

Fri. 12/01, 19h (LT)
Forecast date: Thu. 11/01, 12h (UTC)
Speed function: V10_speed_Holtslag_3
Deployment date: Fri. 12/01, 19h (UTC)
Landing within 24h (D)
Landing within 48h (D)
Landing within 72h (D)
Landing within 120h (D)
No landing within 120h (D)
IFS deployment position
HRES (No landing)
Distance to the coast (km)
Flight time (h)
Percentage (%)

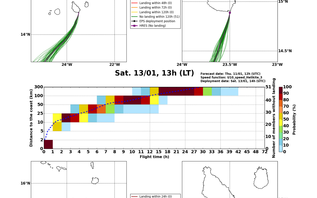

Maximum forward trajectory duration : 10 days
Interrupt distance: 300km
Interrupt RWZ (24h): 30km/s
Interrupt RWZ (360h): 60km/s
Site: Cayirhot
Forecast date: Thu. 11/01, 12h (UTC)
Speed function: V10_speed_Holtslag_3
Deployment date: Sat. 13/01, 01h (UTC)
No interception
Interception from Named cyclone
Interception from Tracked
Interception from both
HRES
Percentage of flying balloons within a TC as a function of flight time
Nearest cyclones tracked - Number of GFS cases (1000m)

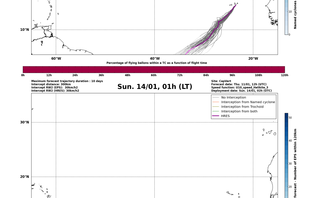

Sat. 13/01, 01h (LT)
Forecast date: Thu. 11/01, 12h (UTC)
Speed function: V10_speed_Holtslag_3
Deployment date: Sat. 13/01, 01h (UTC)
Landing within 24h (D)
Landing within 48h (D)
Landing within 72h (D)
Landing within 120h (D)
No landing within 120h (D)
IFS deployment position
HRES (No landing)
Distance to the coast (km)
Flight time (h)
Percentage (%)

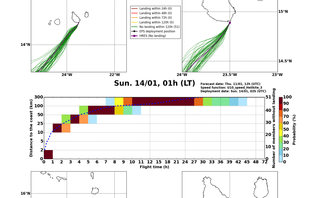

Maximum forward trajectory duration : 10 days
Interrupt distance: 300km
Interrupt RWZ (24h): 30km/s
Interrupt RWZ (360h): 60km/s
Site: Cayirhot
Forecast date: Thu. 11/01, 12h (UTC)
Speed function: V10_speed_Holtslag_3
Deployment date: Sat. 13/01, 07h (UTC)
No interception
Interception from Named cyclone
Interception from Tracked
Interception from both
HRES
Percentage of flying balloons within a TC as a function of flight time
Nearest cyclones tracked - Number of GFS cases (1000m)

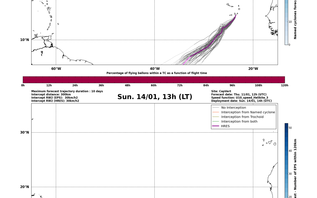

Sat. 13/01, 07h (LT)
Forecast date: Thu. 11/01, 12h (UTC)
Speed function: V10_speed_Holtslag_3
Deployment date: Sat. 13/01, 07h (UTC)
Landing within 24h (D)
Landing within 48h (D)
Landing within 72h (D)
Landing within 120h (D)
No landing within 120h (D)
IFS deployment position
HRES (No landing)
Distance to the coast (km)
Flight time (h)
Percentage (%)

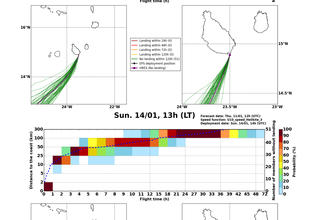

Maximum forward trajectory duration : 10 days
Interrupt distance: 300km
Interrupt RWZ (24h): 30km/s
Interrupt RWZ (360h): 60km/s
Site: Cayirhot
Forecast date: Thu. 11/01, 12h (UTC)
Speed function: V10_speed_Holtslag_3
Deployment date: Sat. 13/01, 13h (UTC)
No interception
Interception from Named cyclone
Interception from Tracked
Interception from both
HRES
Percentage of flying balloons within a TC as a function of flight time
Nearest cyclones tracked - Number of GFS cases (1000m)

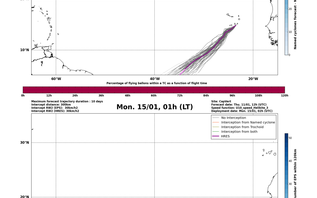

Sat. 13/01, 13h (LT)
Forecast date: Thu. 11/01, 12h (UTC)
Speed function: V10_speed_Holtslag_3
Deployment date: Sat. 13/01, 13h (UTC)
Landing within 24h (D)
Landing within 48h (D)
Landing within 72h (D)
Landing within 120h (D)
No landing within 120h (D)
IFS deployment position
HRES (No landing)
Distance to the coast (km)
Flight time (h)
Percentage (%)

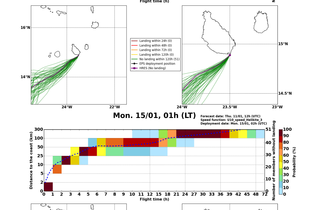

Maximum forward trajectory duration : 10 days
Interrupt distance: 300km
Interrupt RWZ (24h): 30km/s
Interrupt RWZ (360h): 60km/s
Site: Cayirhot
Forecast date: Thu. 11/01, 12h (UTC)
Speed function: V10_speed_Holtslag_3
Deployment date: Sun. 14/01, 01h (UTC)
No interception
Interception from Named cyclone
Interception from Tracked
Interception from both
HRES
Percentage of flying balloons within a TC as a function of flight time
Nearest cyclones tracked - Number of GFS cases (1000m)

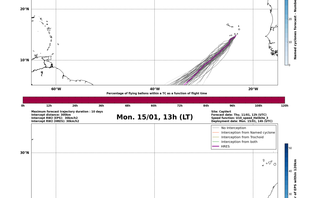

Sun. 14/01, 01h (LT)
Forecast date: Thu. 11/01, 12h (UTC)
Speed function: V10_speed_Holtslag_3
Deployment date: Sun. 14/01, 01h (UTC)
Landing within 24h (D)
Landing within 48h (D)
Landing within 72h (D)
Landing within 120h (D)
No landing within 120h (D)
IFS deployment position
HRES (No landing)
Distance to the coast (km)
Flight time (h)
Percentage (%)

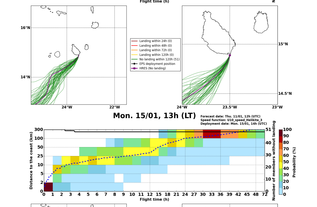

Maximum forward trajectory duration : 10 days
Interrupt distance: 300km
Interrupt RWZ (24h): 30km/s
Interrupt RWZ (360h): 60km/s
Site: Cayirhot
Forecast date: Thu. 11/01, 12h (UTC)
Speed function: V10_speed_Holtslag_3
Deployment date: Sun. 14/01, 13h (UTC)
No interception
Interception from Named cyclone
Interception from Tracked
Interception from both
HRES
Percentage of flying balloons within a TC as a function of flight time
Nearest cyclones tracked - Number of GFS cases (1000m)

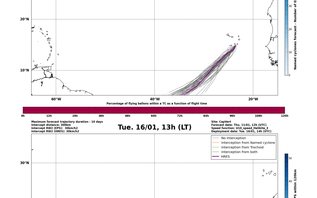

Sun. 14/01, 13h (LT)
Forecast date: Thu. 11/01, 12h (UTC)
Speed function: V10_speed_Holtslag_3
Deployment date: Sun. 14/01, 13h (UTC)
Landing within 24h (D)
Landing within 48h (D)
Landing within 72h (D)
Landing within 120h (D)
No landing within 120h (D)
IFS deployment position
HRES (No landing)
Distance to the coast (km)
Flight time (h)
Percentage (%)

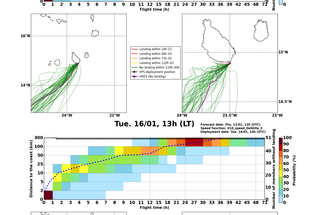

Maximum forward trajectory duration : 10 days
Interrupt distance: 300km
Interrupt RWZ (24h): 30km/s
Interrupt RWZ (360h): 60km/s
Site: Cayirhot
Forecast date: Thu. 11/01, 12h (UTC)
Speed function: V10_speed_Holtslag_3
Deployment date: Mon. 15/01, 01h (UTC)
No interception
Interception from Named cyclone
Interception from Tracked
Interception from both
HRES
Percentage of flying balloons within a TC as a function of flight time
Nearest cyclones tracked - Number of GFS cases (1000m)


Mon. 15/01, 01h (LT)
Forecast date: Thu. 11/01, 12h (UTC)
Speed function: V10_speed_Holtslag_3
Deployment date: Mon. 15/01, 01h (UTC)
Landing within 24h (D)
Landing within 48h (D)
Landing within 72h (D)
Landing within 120h (D)
No landing within 120h (D)
IFS deployment position
HRES (No landing)
Distance to the coast (km)
Flight time (h)
Percentage (%)


Maximum forward trajectory duration : 10 days
Interrupt distance: 300km
Interrupt RWZ (24h): 30km/s
Interrupt RWZ (360h): 60km/s
Site: Cayirhot
Forecast date: Thu. 11/01, 12h (UTC)
Speed function: V10_speed_Holtslag_3
Deployment date: Mon. 15/01, 13h (UTC)
No interception
Interception from Named cyclone
Interception from Tracked
Interception from both
HRES
Percentage of flying balloons within a TC as a function of flight time
Nearest cyclones tracked - Number of GFS cases (1000m)


Mon. 15/01, 13h (LT)
Forecast date: Thu. 11/01, 12h (UTC)
Speed function: V10_speed_Holtslag_3
Deployment date: Mon. 15/01, 13h (UTC)
Landing within 24h (D)
Landing within 48h (D)
Landing within 72h (D)
Landing within 120h (D)
No landing within 120h (D)
IFS deployment position
HRES (No landing)
Distance to the coast (km)
Flight time (h)
Percentage (%)


Maximum forward trajectory duration : 10 days
Interrupt distance: 300km
Interrupt RWZ (24h): 30km/s
Interrupt RWZ (360h): 60km/s
Site: Cayirhot
Forecast date: Thu. 11/01, 12h (UTC)
Speed function: V10_speed_Holtslag_3
Deployment date: Tue. 16/01, 13h (UTC)
No interception
Interception from Named cyclone
Interception from Tracked
Interception from both
HRES
Percentage of flying balloons within a TC as a function of flight time
Nearest cyclones tracked - Number of GFS cases (1000m)


Tue. 16/01, 13h (LT)
Forecast date: Thu. 11/01, 12h (UTC)
Speed function: V10_speed_Holtslag_3
Deployment date: Tue. 16/01, 13h (UTC)
Landing within 24h (D)
Landing within 48h (D)
Landing within 72h (D)
Landing within 120h (D)
No landing within 120h (D)
IFS deployment position
HRES (No landing)
Distance to the coast (km)
Flight time (h)
Percentage (%)