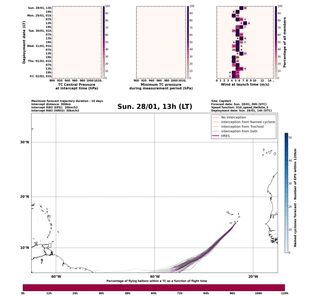
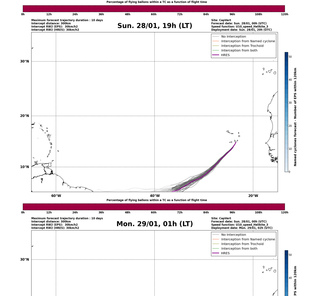
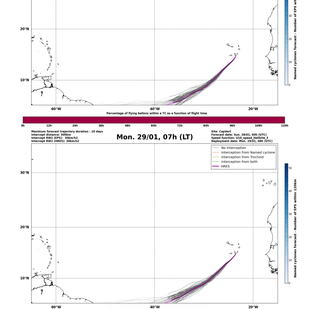
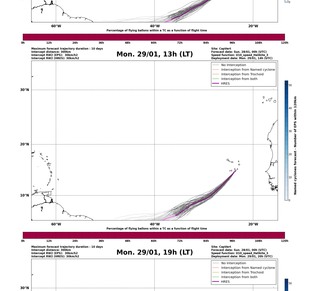
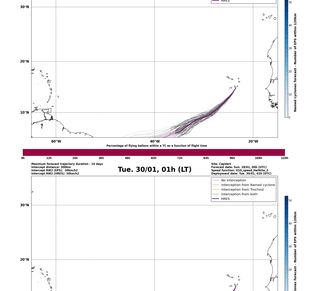

Analysis
Deterministic forecast (HRES)
Data not available
Forecast date: Sun. 28/01, 00h (UTC)
Site: Cayirlert
Speed function: V10 speed Holtslag_1
Maximum cyclones: 100 (38.59km/h2)
Sun. 28/01, 13h
Mon. 29/01, 01h
Mon. 29/01, 07h
Mon. 29/01, 13h
Tue. 30/01, 01h
Tue. 30/01, 07h
Wed. 31/01, 01h
Wed. 31/01, 07h
Thu. 01/02, 01h
Thu. 01/02, 07h
Fri. 02/02, 01h
Interrupt Time (h)
Measurement time (h)
Deployment date (start)
Percentage of all clusters (%)
TC Central Pressure at interrupt time (hPa)
Minimum TC pressure during measurement period (hPa)
Wind at launch time (m/s)
Minimum of pressure within 300km at interrupt time (hPa)
Deepest minimum of pressure within 300km during measurement period
Integrated RWZ (m/s)

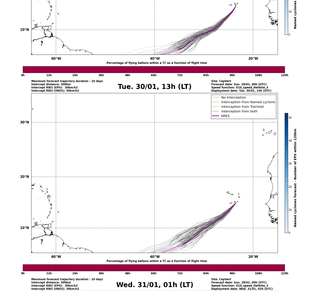

Maximum forecast trajectory duration : 10 days
Interrupt distance: 200km
Interrupt RWZ (10%) : 30km/s
Interrupt RWZ (5%) : 60km/s
Site: Cayirlert
Forecast date: Sun. 28/01, 00h (UTC)
Speed function: V10 speed Holtslag_1
Deployment date: Sun. 28/01, 13h (UTC)
No interception
Interception from Named cyclone
Interception from Tracked
Interception from both
HRES
Percentage of flying ballons within a TC as a function of flight time
Number of cyclones tracked - Number of GFS cyclones tracked
Sun. 28/01, 13h (LT)

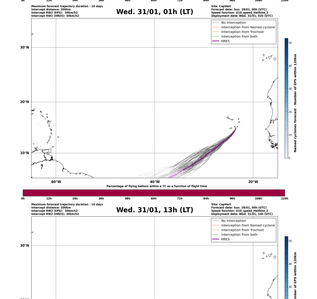

Maximum forecast trajectory duration : 10 days
Interrupt distance: 200km
Interrupt RWZ (10%) : 30km/s
Interrupt RWZ (5%) : 60km/s
Site: Cayirlert
Forecast date: Sun. 28/01, 00h (UTC)
Speed function: V10 speed Holtslag_1
Deployment date: Sun. 28/01, 19h (UTC)
No interception
Interception from Named cyclone
Interception from Tracked
Interception from both
HRES
Percentage of flying ballons within a TC as a function of flight time
Number of cyclones tracked - Number of GFS cyclones tracked
Sun. 28/01, 19h (LT)

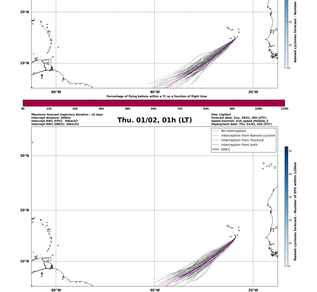

Maximum forecast trajectory duration : 10 days
Interrupt distance: 200km
Interrupt RWZ (10%) : 30km/s
Interrupt RWZ (5%) : 60km/s
Site: Cayirlert
Forecast date: Sun. 28/01, 00h (UTC)
Speed function: V10 speed Holtslag_1
Deployment date: Mon. 29/01, 01h (UTC)
No interception
Interception from Named cyclone
Interception from Tracked
Interception from both
HRES
Percentage of flying ballons within a TC as a function of flight time
Number of cyclones tracked - Number of GFS cyclones tracked
Mon. 29/01, 01h (LT)

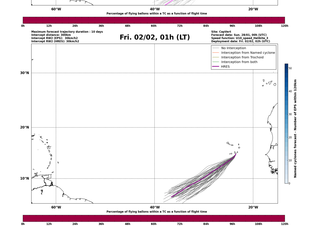

Maximum forecast trajectory duration : 10 days
Interrupt distance: 200km
Interrupt RWZ (10%) : 30km/s
Interrupt RWZ (5%) : 60km/s
Site: Cayirlert
Forecast date: Sun. 28/01, 00h (UTC)
Speed function: V10 speed Holtslag_1
Deployment date: Mon. 29/01, 07h (UTC)
No interception
Interception from Named cyclone
Interception from Tracked
Interception from both
HRES
Percentage of flying ballons within a TC as a function of flight time
Number of cyclones tracked - Number of GFS cyclones tracked
Mon. 29/01, 07h (LT)


Maximum forecast trajectory duration : 10 days
Interrupt distance: 200km
Interrupt RWZ (10%) : 30km/s
Interrupt RWZ (5%) : 60km/s
Site: Cayirlert
Forecast date: Sun. 28/01, 00h (UTC)
Speed function: V10 speed Holtslag_1
Deployment date: Mon. 29/01, 13h (UTC)
No interception
Interception from Named cyclone
Interception from Tracked
Interception from both
HRES
Percentage of flying ballons within a TC as a function of flight time
Number of cyclones tracked - Number of GFS cyclones tracked
Mon. 29/01, 13h (LT)


Maximum forecast trajectory duration : 10 days
Interrupt distance: 200km
Interrupt RWZ (10%) : 30km/s
Interrupt RWZ (5%) : 60km/s
Site: Cayirlert
Forecast date: Sun. 28/01, 00h (UTC)
Speed function: V10 speed Holtslag_1
Deployment date: Mon. 29/01, 19h (UTC)
No interception
Interception from Named cyclone
Interception from Tracked
Interception from both
HRES
Percentage of flying ballons within a TC as a function of flight time
Number of cyclones tracked - Number of GFS cyclones tracked
Mon. 29/01, 19h (LT)


Maximum forecast trajectory duration : 10 days
Interrupt distance: 200km
Interrupt RWZ (10%) : 30km/s
Interrupt RWZ (5%) : 60km/s
Site: Cayirlert
Forecast date: Sun. 28/01, 00h (UTC)
Speed function: V10 speed Holtslag_1
Deployment date: Tue. 30/01, 01h (UTC)
No interception
Interception from Named cyclone
Interception from Tracked
Interception from both
HRES
Percentage of flying ballons within a TC as a function of flight time
Number of cyclones tracked - Number of GFS cyclones tracked
Tue. 30/01, 01h (LT)



Maximum forecast trajectory duration : 10 days
Interrupt distance: 200km
Interrupt RWZ (10%) : 30km/s
Interrupt RWZ (5%) : 60km/s
Site: Cayirlert
Forecast date: Sun. 28/01, 00h (UTC)
Speed function: V10 speed Holtslag_1
Deployment date: Tue. 30/01, 13h (UTC)
No interception
Interception from Named cyclone
Interception from Tracked
Interception from both
HRES
Percentage of flying ballons within a TC as a function of flight time
Number of cyclones tracked - Number of GFS cyclones tracked
Tue. 30/01, 13h (LT)

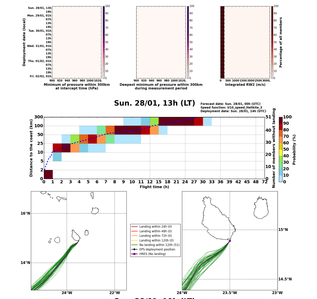

Maximum forecast trajectory duration : 10 days
Interrupt distance: 200km
Interrupt RWZ (10%) : 30km/s
Interrupt RWZ (5%) : 60km/s
Site: Cayirlert
Forecast date: Sun. 28/01, 00h (UTC)
Speed function: V10 speed Holtslag_1
Deployment date: Wed. 31/01, 01h (UTC)
No interception
Interception from Named cyclone
Interception from Tracked
Interception from both
HRES
Percentage of flying ballons within a TC as a function of flight time
Number of cyclones tracked - Number of GFS cyclones tracked
Wed. 31/01, 01h (LT)

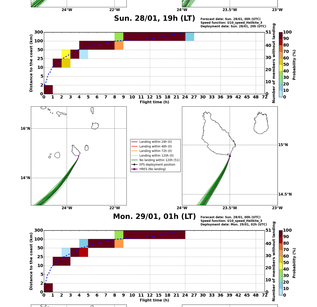
Maximum forecast trajectory duration : 10 days
Interrupt distance: 200km
Interrupt RWZ (10%) : 30km/s
Interrupt RWZ (5%) : 60km/s
Site: Cayirlert
Forecast date: Sun. 28/01, 00h (UTC)
Speed function: V10 speed Holtslag_1
Deployment date: Wed. 31/01, 07h (UTC)
No interception
Interception from Named cyclone
Interception from Tracked
Interception from both
HRES
Percentage of flying ballons within a TC as a function of flight time
Number of cyclones tracked - Number of GFS cyclones tracked
Wed. 31/01, 07h (LT)

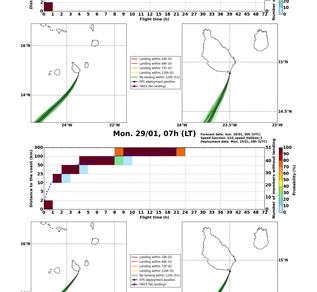
Maximum forecast trajectory duration : 10 days
Interrupt distance: 200km
Interrupt RWZ (10%) : 30km/s
Interrupt RWZ (5%) : 60km/s
Site: Cayirlert
Forecast date: Sun. 28/01, 00h (UTC)
Speed function: V10 speed Holtslag_1
Deployment date: Thu. 01/02, 01h (UTC)
No interception
Interception from Named cyclone
Interception from Tracked
Interception from both
HRES
Percentage of flying ballons within a TC as a function of flight time
Number of cyclones tracked - Number of GFS cyclones tracked
Thu. 01/02, 01h (LT)

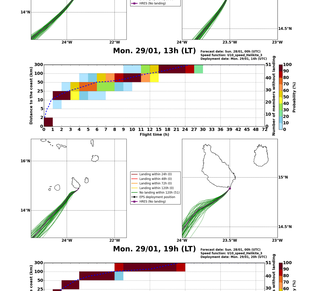
Maximum forecast trajectory duration : 10 days
Interrupt distance: 200km
Interrupt RWZ (10%) : 30km/s
Interrupt RWZ (5%) : 60km/s
Site: Cayirlert
Forecast date: Sun. 28/01, 00h (UTC)
Speed function: V10 speed Holtslag_1
Deployment date: Fri. 02/02, 01h (UTC)
No interception
Interception from Named cyclone
Interception from Tracked
Interception from both
HRES
Percentage of flying ballons within a TC as a function of flight time
Number of cyclones tracked - Number of GFS cyclones tracked
Fri. 02/02, 01h (LT)

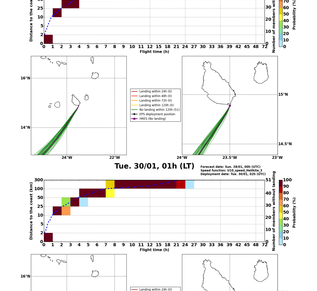

Analysis
Deterministic forecast (HRES)
Data not available
Forecast date: Sun. 28/01, 00h (UTC)
Site: Cayirlert
Speed function: V10 speed Holtslag_1
Maximum cyclones: 100 (38.59km/h2)
Sun. 28/01, 13h
Mon. 29/01, 01h
Mon. 29/01, 07h
Mon. 29/01, 13h
Tue. 30/01, 01h
Tue. 30/01, 07h
Wed. 31/01, 01h
Wed. 31/01, 07h
Thu. 01/02, 01h
Thu. 01/02, 07h
Fri. 02/02, 01h
Interrupt Time (h)
Measurement time (h)
Deployment date (start)
Percentage of all clusters (%)
Minimum of pressure within 300km at interrupt time (hPa)
Deepest minimum of pressure within 300km during measurement period
Integrated RWZ (m/s)

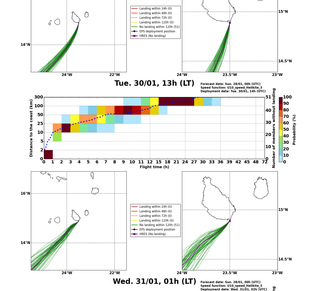

Sun. 28/01, 13h (LT)
Landing within 24h (t)
Landing within 48h (t)
Landing within 72h (t)
No landing within 72h (t)
TPS deployment position
HRES (No landing)
Distance to the coast (km)
Flight time (h)
Forecast date: Sun. 28/01, 00h (UTC)
Speed function: V10 speed Holtslag_1
Deployment date: Sun. 28/01, 13h (UTC)

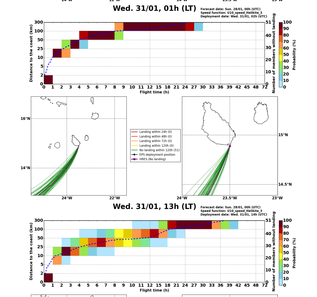

Sun. 28/01, 19h (LT)
Landing within 24h (t)
Landing within 48h (t)
Landing within 72h (t)
No landing within 72h (t)
TPS deployment position
HRES (No landing)
Distance to the coast (km)
Flight time (h)
Forecast date: Sun. 28/01, 00h (UTC)
Speed function: V10 speed Holtslag_1
Deployment date: Sun. 28/01, 19h (UTC)

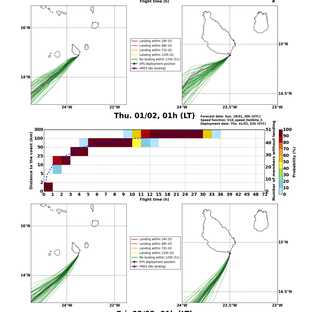

Mon. 29/01, 01h (LT)
Landing within 24h (t)
Landing within 48h (t)
Landing within 72h (t)
No landing within 72h (t)
TPS deployment position
HRES (No landing)
Distance to the coast (km)
Flight time (h)
Forecast date: Sun. 28/01, 00h (UTC)
Speed function: V10 speed Holtslag_1
Deployment date: Mon. 29/01, 01h (UTC)

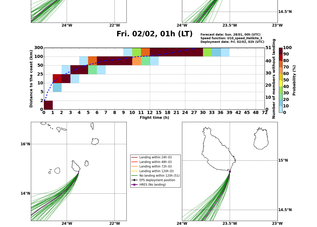

Mon. 29/01, 07h (LT)
Landing within 24h (t)
Landing within 48h (t)
Landing within 72h (t)
No landing within 72h (t)
TPS deployment position
HRES (No landing)
Distance to the coast (km)
Flight time (h)
Forecast date: Sun. 28/01, 00h (UTC)
Speed function: V10 speed Holtslag_1
Deployment date: Mon. 29/01, 07h (UTC)


Mon. 29/01, 13h (LT)
Landing within 24h (t)
Landing within 48h (t)
Landing within 72h (t)
No landing within 72h (t)
TPS deployment position
HRES (No landing)
Distance to the coast (km)
Flight time (h)
Forecast date: Sun. 28/01, 00h (UTC)
Speed function: V10 speed Holtslag_1
Deployment date: Mon. 29/01, 13h (UTC)


Mon. 29/01, 19h (LT)
Landing within 24h (t)
Landing within 48h (t)
Landing within 72h (t)
No landing within 72h (t)
TPS deployment position
HRES (No landing)
Distance to the coast (km)
Flight time (h)
Forecast date: Sun. 28/01, 00h (UTC)
Speed function: V10 speed Holtslag_1
Deployment date: Mon. 29/01, 19h (UTC)


Tue. 30/01, 01h (LT)
Landing within 24h (t)
Landing within 48h (t)
Landing within 72h (t)
No landing within 72h (t)
TPS deployment position
HRES (No landing)
Distance to the coast (km)
Flight time (h)
Forecast date: Sun. 28/01, 00h (UTC)
Speed function: V10 speed Holtslag_1
Deployment date: Tue. 30/01, 01h (UTC)


Tue. 30/01, 13h (LT)
Landing within 24h (t)
Landing within 48h (t)
Landing within 72h (t)
No landing within 72h (t)
TPS deployment position
HRES (No landing)
Distance to the coast (km)
Flight time (h)
Forecast date: Sun. 28/01, 00h (UTC)
Speed function: V10 speed Holtslag_1
Deployment date: Tue. 30/01, 13h (UTC)


Wed. 31/01, 01h (LT)
Landing within 24h (t)
Landing within 48h (t)
Landing within 72h (t)
No landing within 72h (t)
TPS deployment position
HRES (No landing)
Distance to the coast (km)
Flight time (h)
Forecast date: Sun. 28/01, 00h (UTC)
Speed function: V10 speed Holtslag_1
Deployment date: Wed. 31/01, 01h (UTC)

Wed. 31/01, 13h (LT)
Landing within 24h (t)
Landing within 48h (t)
Landing within 72h (t)
No landing within 72h (t)
TPS deployment position
HRES (No landing)
Distance to the coast (km)
Flight time (h)
Forecast date: Sun. 28/01, 00h (UTC)
Speed function: V10 speed Holtslag_1
Deployment date: Wed. 31/01, 13h (UTC)

Thu. 01/02, 01h (LT)
Landing within 24h (t)
Landing within 48h (t)
Landing within 72h (t)
No landing within 72h (t)
TPS deployment position
HRES (No landing)
Distance to the coast (km)
Flight time (h)
Forecast date: Sun. 28/01, 00h (UTC)
Speed function: V10 speed Holtslag_1
Deployment date: Thu. 01/02, 01h (UTC)

Fri. 02/02, 01h (LT)
Landing within 24h (t)
Landing within 48h (t)
Landing within 72h (t)
No landing within 72h (t)
TPS deployment position
HRES (No landing)
Distance to the coast (km)
Flight time (h)
Forecast date: Sun. 28/01, 00h (UTC)
Speed function: V10 speed Holtslag_1
Deployment date: Fri. 02/02, 01h (UTC)