
Analysis
Statistic forecast (ARIS)
Data not available
Forecast date: Wed. 28/02, 00h (UTC)
Site: Cayirlez
Speed function: V10_speed_Holtslag_3
Deployment date: Wed. 28/02, 00h (UTC)
Deployment time (UTC)
Interrupt Time (h)
Percentage of all numbers (%)
Measurement time (h)
Interrupt time from Deployment time (h)
TC Central Pressure at interrupt time (hPa)
Minimum TC pressure during measurement period (hPa)
Wind at launch time (m/s)
Minimum of pressure within 300km at interrupt time (hPa)
Deepest minimum of pressure within 300km during measurement period
Integrated RIA2 (m/s)


Maximum forecast trajectory duration : 10 days
Interrupt distance: 300km
Interrupt RIA1 (ARIS) : 60m/s
Interrupt RIA2 (ARIS) : 60m/s
Site: Cayirlez
Forecast date: Wed. 28/02, 00h (UTC)
Speed function: V10_speed_Holtslag_3
Deployment date: Wed. 28/02, 13h (UTC)
No interruption
Interruption from Named cyclone
Interruption from Tracheid
Interruption from both
ARIS
Percentage of flying balloons within a TC as a function of flight time
Named cyclones threshold : Number of GFS covers 1/10mm


Maximum forecast trajectory duration : 10 days
Interrupt distance: 300km
Interrupt RIA1 (ARIS) : 60m/s
Interrupt RIA2 (ARIS) : 60m/s
Site: Cayirlez
Forecast date: Wed. 28/02, 00h (UTC)
Speed function: V10_speed_Holtslag_3
Deployment date: Wed. 28/02, 19h (UTC)
No interruption
Interruption from Named cyclone
Interruption from Tracheid
Interruption from both
ARIS
Percentage of flying balloons within a TC as a function of flight time
Named cyclones threshold : Number of GFS covers 1/10mm


Maximum forecast trajectory duration : 10 days
Interrupt distance: 300km
Interrupt RIA1 (ARIS) : 60m/s
Interrupt RIA2 (ARIS) : 60m/s
Site: Cayirlez
Forecast date: Wed. 28/02, 00h (UTC)
Speed function: V10_speed_Holtslag_3
Deployment date: Thu. 29/02, 01h (UTC)
No interruption
Interruption from Named cyclone
Interruption from Tracheid
Interruption from both
ARIS
Percentage of flying balloons within a TC as a function of flight time
Named cyclones threshold : Number of GFS covers 1/10mm

Maximum forecast trajectory duration : 10 days
Interrupt distance: 300km
Interrupt RIA1 (ARIS) : 60m/s
Interrupt RIA2 (ARIS) : 60m/s
Site: Cayirlez
Forecast date: Wed. 28/02, 00h (UTC)
Speed function: V10_speed_Holtslag_3
Deployment date: Thu. 29/02, 07h (UTC)
No interruption
Interruption from Named cyclone
Interruption from Tracheid
Interruption from both
ARIS
Percentage of flying balloons within a TC as a function of flight time
Named cyclones threshold : Number of GFS covers 1/10mm


Maximum forecast trajectory duration : 10 days
Interrupt distance: 300km
Interrupt RIA1 (ARIS) : 60m/s
Interrupt RIA2 (ARIS) : 60m/s
Site: Cayirlez
Forecast date: Wed. 28/02, 00h (UTC)
Speed function: V10_speed_Holtslag_3
Deployment date: Thu. 29/02, 13h (UTC)
No interruption
Interruption from Named cyclone
Interruption from Tracheid
Interruption from both
ARIS
Percentage of flying balloons within a TC as a function of flight time
Named cyclones threshold : Number of GFS covers 1/10mm

Maximum forecast trajectory duration : 10 days
Interrupt distance: 300km
Interrupt RIA1 (ARIS) : 60m/s
Interrupt RIA2 (ARIS) : 60m/s
Site: Cayirlez
Forecast date: Wed. 28/02, 00h (UTC)
Speed function: V10_speed_Holtslag_3
Deployment date: Thu. 29/02, 19h (UTC)
No interruption
Interruption from Named cyclone
Interruption from Tracheid
Interruption from both
ARIS
Percentage of flying balloons within a TC as a function of flight time
Named cyclones threshold : Number of GFS covers 1/10mm


Maximum forecast trajectory duration : 10 days
Interrupt distance: 300km
Interrupt RIA1 (ARIS) : 60m/s
Interrupt RIA2 (ARIS) : 60m/s
Site: Cayirlez
Forecast date: Wed. 28/02, 00h (UTC)
Speed function: V10_speed_Holtslag_3
Deployment date: Fri. 01/03, 01h (UTC)
No interruption
Interruption from Named cyclone
Interruption from Tracheid
Interruption from both
ARIS
Percentage of flying balloons within a TC as a function of flight time
Named cyclones threshold : Number of GFS covers 1/10mm

Maximum forecast trajectory duration : 10 days
Interrupt distance: 300km
Interrupt RIA1 (ARIS) : 60m/s
Interrupt RIA2 (ARIS) : 60m/s
Site: Cayirlez
Forecast date: Wed. 28/02, 00h (UTC)
Speed function: V10_speed_Holtslag_3
Deployment date: Fri. 01/03, 13h (UTC)
No interruption
Interruption from Named cyclone
Interruption from Tracheid
Interruption from both
ARIS
Percentage of flying balloons within a TC as a function of flight time
Named cyclones threshold : Number of GFS covers 1/10mm


Maximum forecast trajectory duration : 10 days
Interrupt distance: 300km
Interrupt RIA1 (ARIS) : 60m/s
Interrupt RIA2 (ARIS) : 60m/s
Site: Cayirlez
Forecast date: Wed. 28/02, 00h (UTC)
Speed function: V10_speed_Holtslag_3
Deployment date: Sat. 02/03, 01h (UTC)
No interruption
Interruption from Named cyclone
Interruption from Tracheid
Interruption from both
ARIS
Percentage of flying balloons within a TC as a function of flight time
Named cyclones threshold : Number of GFS covers 1/10mm

Maximum forecast trajectory duration : 10 days
Interrupt distance: 300km
Interrupt RIA1 (ARIS) : 60m/s
Interrupt RIA2 (ARIS) : 60m/s
Site: Cayirlez
Forecast date: Wed. 28/02, 00h (UTC)
Speed function: V10_speed_Holtslag_3
Deployment date: Sat. 02/03, 13h (UTC)
No interruption
Interruption from Named cyclone
Interruption from Tracheid
Interruption from both
ARIS
Percentage of flying balloons within a TC as a function of flight time
Named cyclones threshold : Number of GFS covers 1/10mm


Maximum forecast trajectory duration : 10 days
Interrupt distance: 300km
Interrupt RIA1 (ARIS) : 60m/s
Interrupt RIA2 (ARIS) : 60m/s
Site: Cayirlez
Forecast date: Wed. 28/02, 00h (UTC)
Speed function: V10_speed_Holtslag_3
Deployment date: Sun. 03/03, 01h (UTC)
No interruption
Interruption from Named cyclone
Interruption from Tracheid
Interruption from both
ARIS
Percentage of flying balloons within a TC as a function of flight time
Named cyclones threshold : Number of GFS covers 1/10mm

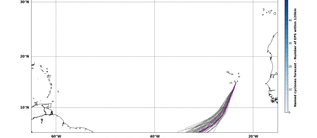
Maximum forecast trajectory duration : 10 days
Interrupt distance: 300km
Interrupt RIA1 (ARIS) : 60m/s
Interrupt RIA2 (ARIS) : 60m/s
Site: Cayirlez
Forecast date: Wed. 28/02, 00h (UTC)
Speed function: V10_speed_Holtslag_3
Deployment date: Mon. 04/03, 01h (UTC)
No interruption
Interruption from Named cyclone
Interruption from Tracheid
Interruption from both
ARIS
Percentage of flying balloons within a TC as a function of flight time
Named cyclones threshold : Number of GFS covers 1/10mm


Wed. 28/02, 13h (LT)
Forecast date: Wed. 28/02, 00h (UTC)
Speed function: V10_speed_Holtslag_3
Deployment date: Wed. 28/02, 13h (UTC)
Distance to the coast (km)
Flight time (h)
Landing within 24h DD
Landing within 48h DD
Landing within 72h DD
Landing within 120h DD
No landing within 120h DD
PPL deployment position
ARIS (No landing)

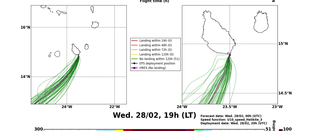
Wed. 28/02, 19h (LT)
Forecast date: Wed. 28/02, 00h (UTC)
Speed function: V10_speed_Holtslag_3
Deployment date: Wed. 28/02, 19h (UTC)
Distance to the coast (km)
Flight time (h)
Landing within 24h DD
Landing within 48h DD
Landing within 72h DD
Landing within 120h DD
No landing within 120h DD
PPL deployment position
ARIS (No landing)


Thu. 29/02, 01h (LT)
Forecast date: Wed. 28/02, 00h (UTC)
Speed function: V10_speed_Holtslag_3
Deployment date: Thu. 29/02, 01h (UTC)
Distance to the coast (km)
Flight time (h)
Landing within 24h DD
Landing within 48h DD
Landing within 72h DD
Landing within 120h DD
No landing within 120h DD
PPL deployment position
ARIS (No landing)

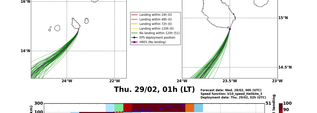
Thu. 29/02, 07h (LT)
Forecast date: Wed. 28/02, 00h (UTC)
Speed function: V10_speed_Holtslag_3
Deployment date: Thu. 29/02, 07h (UTC)
Distance to the coast (km)
Flight time (h)
Landing within 24h DD
Landing within 48h DD
Landing within 72h DD
Landing within 120h DD
No landing within 120h DD
PPL deployment position
ARIS (No landing)


Thu. 29/02, 13h (LT)
Forecast date: Wed. 28/02, 00h (UTC)
Speed function: V10_speed_Holtslag_3
Deployment date: Thu. 29/02, 13h (UTC)
Distance to the coast (km)
Flight time (h)
Landing within 24h DD
Landing within 48h DD
Landing within 72h DD
Landing within 120h DD
No landing within 120h DD
PPL deployment position
ARIS (No landing)

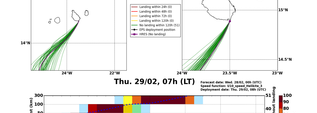
Thu. 29/02, 19h (LT)
Forecast date: Wed. 28/02, 00h (UTC)
Speed function: V10_speed_Holtslag_3
Deployment date: Thu. 29/02, 19h (UTC)
Distance to the coast (km)
Flight time (h)
Landing within 24h DD
Landing within 48h DD
Landing within 72h DD
Landing within 120h DD
No landing within 120h DD
PPL deployment position
ARIS (No landing)


Fri. 01/03, 01h (LT)
Forecast date: Wed. 28/02, 00h (UTC)
Speed function: V10_speed_Holtslag_3
Deployment date: Fri. 01/03, 01h (UTC)
Distance to the coast (km)
Flight time (h)
Landing within 24h DD
Landing within 48h DD
Landing within 72h DD
Landing within 120h DD
No landing within 120h DD
PPL deployment position
ARIS (No landing)


Fri. 01/03, 13h (LT)
Forecast date: Wed. 28/02, 00h (UTC)
Speed function: V10_speed_Holtslag_3
Deployment date: Fri. 01/03, 13h (UTC)
Distance to the coast (km)
Flight time (h)
Landing within 24h DD
Landing within 48h DD
Landing within 72h DD
Landing within 120h DD
No landing within 120h DD
PPL deployment position
ARIS (No landing)


Sat. 02/03, 01h (LT)
Forecast date: Wed. 28/02, 00h (UTC)
Speed function: V10_speed_Holtslag_3
Deployment date: Sat. 02/03, 01h (UTC)
Distance to the coast (km)
Flight time (h)
Landing within 24h DD
Landing within 48h DD
Landing within 72h DD
Landing within 120h DD
No landing within 120h DD
PPL deployment position
ARIS (No landing)


Sat. 02/03, 13h (LT)
Forecast date: Wed. 28/02, 00h (UTC)
Speed function: V10_speed_Holtslag_3
Deployment date: Sat. 02/03, 13h (UTC)
Distance to the coast (km)
Flight time (h)
Landing within 24h DD
Landing within 48h DD
Landing within 72h DD
Landing within 120h DD
No landing within 120h DD
PPL deployment position
ARIS (No landing)


Sun. 03/03, 01h (LT)
Forecast date: Wed. 28/02, 00h (UTC)
Speed function: V10_speed_Holtslag_3
Deployment date: Sun. 03/03, 01h (UTC)
Distance to the coast (km)
Flight time (h)
Landing within 24h DD
Landing within 48h DD
Landing within 72h DD
Landing within 120h DD
No landing within 120h DD
PPL deployment position
ARIS (No landing)


Mon. 04/03, 01h (LT)
Forecast date: Wed. 28/02, 00h (UTC)
Speed function: V10_speed_Holtslag_3
Deployment date: Mon. 04/03, 01h (UTC)
Distance to the coast (km)
Flight time (h)
Landing within 24h DD
Landing within 48h DD
Landing within 72h DD
Landing within 120h DD
No landing within 120h DD
PPL deployment position
ARIS (No landing)