
Analysis
Statistic forecast (HRES)
Data not available
Forecast date: Tue. 05/03, 00h (UTC)
Site: Cayirlez
Speed function: V10 speed Holtslag_1
Deployment time: 12h (36.56km/h)
Deployment date (start)
Interrupt time (h)
Percentage of all clusters
Measurement time (h)
TC Central Pressure at interrupt time (hPa)
Minimum TC pressure during measurement period (hPa)
Wind at launch time (m/s)
Minimum of pressure within 300km at interrupt time (hPa)
Deepest minimum of pressure within 300km during measurement period
Integrated RWZ (m/s)


Analysis
Statistic forecast (HRES)
Data not available
Forecast date: Tue. 05/03, 00h (UTC)
Site: Cayirlez
Speed function: V10 speed Holtslag_1
Deployment time: 12h (36.56km/h)
Deployment date (start)
Interrupt time (h)
Percentage of all clusters
Measurement time (h)
TC Central Pressure at interrupt time (hPa)
Minimum TC pressure during measurement period (hPa)
Wind at launch time (m/s)
Minimum of pressure within 300km at interrupt time (hPa)
Deepest minimum of pressure within 300km during measurement period
Integrated RWZ (m/s)

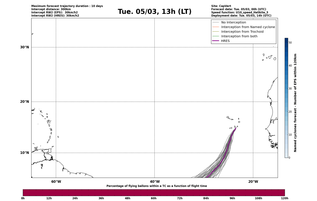
Maximum forward trajectory duration : 10 days
Interrupt distance: 300km
Interrupt RWZ (10%): 30km/h
Interrupt RWZ (5%): 40km/h
Site: Cayirlez
Forecast date: Tue. 05/03, 00h (UTC)
Speed function: V10 speed Holtslag_1
Deployment time: 12h (36.56km/h)
Deployment date: Tue. 05/03, 13h (UTC)
No interception
Interception from Named cyclone
Interception from Tracked
Interception from both
HRES
Percentage of flying balloons within a TC as a function of flight time
Tue. 05/03, 13h (LT)

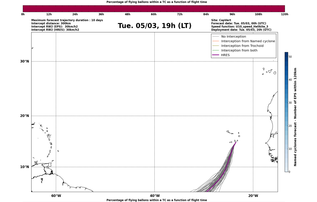
Maximum forward trajectory duration : 10 days
Interrupt distance: 300km
Interrupt RWZ (10%): 30km/h
Interrupt RWZ (5%): 40km/h
Site: Cayirlez
Forecast date: Tue. 05/03, 00h (UTC)
Speed function: V10 speed Holtslag_1
Deployment time: 12h (36.56km/h)
Deployment date: Tue. 05/03, 19h (UTC)
No interception
Interception from Named cyclone
Interception from Tracked
Interception from both
HRES
Percentage of flying balloons within a TC as a function of flight time
Tue. 05/03, 19h (LT)

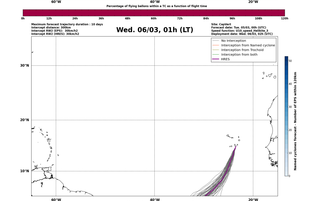
Maximum forward trajectory duration : 10 days
Interrupt distance: 300km
Interrupt RWZ (10%): 30km/h
Interrupt RWZ (5%): 40km/h
Site: Cayirlez
Forecast date: Tue. 05/03, 00h (UTC)
Speed function: V10 speed Holtslag_1
Deployment time: 12h (36.56km/h)
Deployment date: Wed. 06/03, 01h (UTC)
No interception
Interception from Named cyclone
Interception from Tracked
Interception from both
HRES
Percentage of flying balloons within a TC as a function of flight time
Wed. 06/03, 01h (LT)

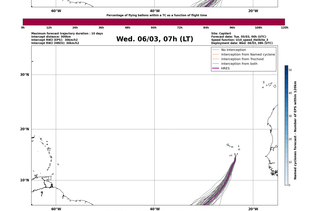
Maximum forward trajectory duration : 10 days
Interrupt distance: 300km
Interrupt RWZ (10%): 30km/h
Interrupt RWZ (5%): 40km/h
Site: Cayirlez
Forecast date: Tue. 05/03, 00h (UTC)
Speed function: V10 speed Holtslag_1
Deployment time: 12h (36.56km/h)
Deployment date: Wed. 06/03, 07h (UTC)
No interception
Interception from Named cyclone
Interception from Tracked
Interception from both
HRES
Percentage of flying balloons within a TC as a function of flight time
Wed. 06/03, 07h (LT)

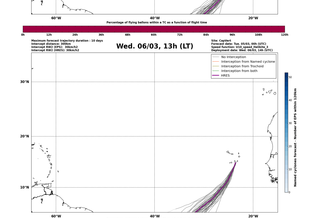
Maximum forward trajectory duration : 10 days
Interrupt distance: 300km
Interrupt RWZ (10%): 30km/h
Interrupt RWZ (5%): 40km/h
Site: Cayirlez
Forecast date: Tue. 05/03, 00h (UTC)
Speed function: V10 speed Holtslag_1
Deployment time: 12h (36.56km/h)
Deployment date: Wed. 06/03, 13h (UTC)
No interception
Interception from Named cyclone
Interception from Tracked
Interception from both
HRES
Percentage of flying balloons within a TC as a function of flight time
Wed. 06/03, 13h (LT)

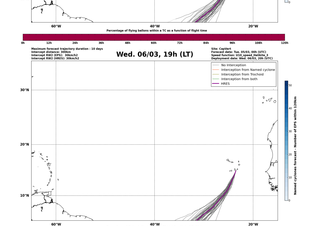
Maximum forward trajectory duration : 10 days
Interrupt distance: 300km
Interrupt RWZ (10%): 30km/h
Interrupt RWZ (5%): 40km/h
Site: Cayirlez
Forecast date: Tue. 05/03, 00h (UTC)
Speed function: V10 speed Holtslag_1
Deployment time: 12h (36.56km/h)
Deployment date: Wed. 06/03, 19h (UTC)
No interception
Interception from Named cyclone
Interception from Tracked
Interception from both
HRES
Percentage of flying balloons within a TC as a function of flight time
Wed. 06/03, 19h (LT)

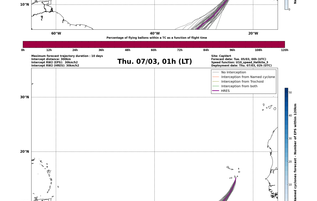
Maximum forward trajectory duration : 10 days
Interrupt distance: 300km
Interrupt RWZ (10%): 30km/h
Interrupt RWZ (5%): 40km/h
Site: Cayirlez
Forecast date: Tue. 05/03, 00h (UTC)
Speed function: V10 speed Holtslag_1
Deployment time: 12h (36.56km/h)
Deployment date: Thu. 07/03, 01h (UTC)
No interception
Interception from Named cyclone
Interception from Tracked
Interception from both
HRES
Percentage of flying balloons within a TC as a function of flight time
Thu. 07/03, 01h (LT)


Maximum forward trajectory duration : 10 days
Interrupt distance: 300km
Interrupt RWZ (10%): 30km/h
Interrupt RWZ (5%): 40km/h
Site: Cayirlez
Forecast date: Tue. 05/03, 00h (UTC)
Speed function: V10 speed Holtslag_1
Deployment time: 12h (36.56km/h)
Deployment date: Thu. 07/03, 13h (UTC)
No interception
Interception from Named cyclone
Interception from Tracked
Interception from both
HRES
Percentage of flying balloons within a TC as a function of flight time
Thu. 07/03, 13h (LT)

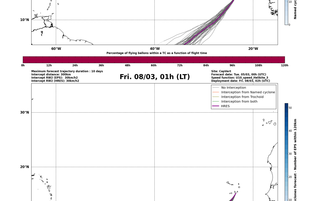
Maximum forward trajectory duration : 10 days
Interrupt distance: 300km
Interrupt RWZ (10%): 30km/h
Interrupt RWZ (5%): 40km/h
Site: Cayirlez
Forecast date: Tue. 05/03, 00h (UTC)
Speed function: V10 speed Holtslag_1
Deployment time: 12h (36.56km/h)
Deployment date: Fri. 08/03, 01h (UTC)
No interception
Interception from Named cyclone
Interception from Tracked
Interception from both
HRES
Percentage of flying balloons within a TC as a function of flight time
Fri. 08/03, 01h (LT)

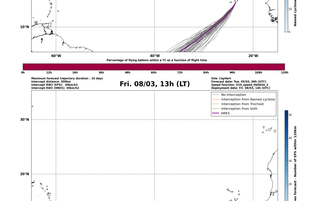
Maximum forward trajectory duration : 10 days
Interrupt distance: 300km
Interrupt RWZ (10%): 30km/h
Interrupt RWZ (5%): 40km/h
Site: Cayirlez
Forecast date: Tue. 05/03, 00h (UTC)
Speed function: V10 speed Holtslag_1
Deployment time: 12h (36.56km/h)
Deployment date: Fri. 08/03, 13h (UTC)
No interception
Interception from Named cyclone
Interception from Tracked
Interception from both
HRES
Percentage of flying balloons within a TC as a function of flight time
Fri. 08/03, 13h (LT)

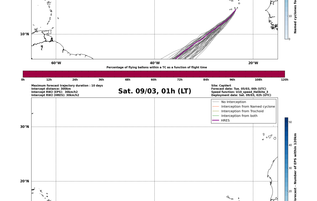
Maximum forward trajectory duration : 10 days
Interrupt distance: 300km
Interrupt RWZ (10%): 30km/h
Interrupt RWZ (5%): 40km/h
Site: Cayirlez
Forecast date: Tue. 05/03, 00h (UTC)
Speed function: V10 speed Holtslag_1
Deployment time: 12h (36.56km/h)
Deployment date: Sat. 09/03, 01h (UTC)
No interception
Interception from Named cyclone
Interception from Tracked
Interception from both
HRES
Percentage of flying balloons within a TC as a function of flight time
Sat. 09/03, 01h (LT)

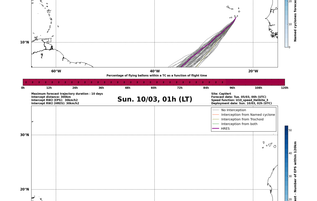
Maximum forward trajectory duration : 10 days
Interrupt distance: 300km
Interrupt RWZ (10%): 30km/h
Interrupt RWZ (5%): 40km/h
Site: Cayirlez
Forecast date: Tue. 05/03, 00h (UTC)
Speed function: V10 speed Holtslag_1
Deployment time: 12h (36.56km/h)
Deployment date: Sun. 10/03, 01h (UTC)
No interception
Interception from Named cyclone
Interception from Tracked
Interception from both
HRES
Percentage of flying balloons within a TC as a function of flight time
Sun. 10/03, 01h (LT)

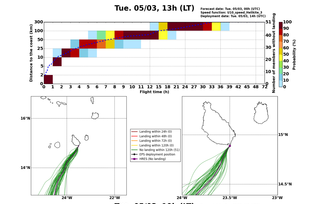
Tue. 05/03, 13h (LT)
Forecast date: Tue. 05/03, 00h (UTC)
Speed function: V10 speed Holtslag_1
Deployment time: 12h (36.56km/h)
Deployment date: Tue. 05/03, 13h (UTC)
Distance to the coast (km)
Flight time (h)
Landing within 24h (0)
Landing within 48h (0)
Landing within 72h (0)
Landing within 120h (0)
No landing within 120h (51)
PPL deployment position
HRES (No landing)

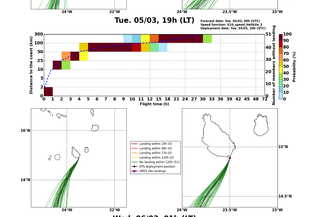
Tue. 05/03, 19h (LT)
Forecast date: Tue. 05/03, 00h (UTC)
Speed function: V10 speed Holtslag_1
Deployment time: 12h (36.56km/h)
Deployment date: Tue. 05/03, 19h (UTC)
Distance to the coast (km)
Flight time (h)
Landing within 24h (0)
Landing within 48h (0)
Landing within 72h (0)
Landing within 120h (0)
No landing within 120h (51)
PPL deployment position
HRES (No landing)

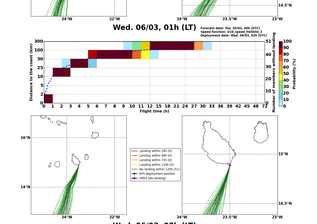
Wed. 06/03, 01h (LT)
Forecast date: Tue. 05/03, 00h (UTC)
Speed function: V10 speed Holtslag_1
Deployment time: 12h (36.56km/h)
Deployment date: Wed. 06/03, 01h (UTC)
Distance to the coast (km)
Flight time (h)
Landing within 24h (0)
Landing within 48h (0)
Landing within 72h (0)
Landing within 120h (0)
No landing within 120h (51)
PPL deployment position
HRES (No landing)

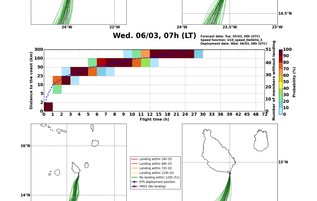
Wed. 06/03, 07h (LT)
Forecast date: Tue. 05/03, 00h (UTC)
Speed function: V10 speed Holtslag_1
Deployment time: 12h (36.56km/h)
Deployment date: Wed. 06/03, 07h (UTC)
Distance to the coast (km)
Flight time (h)
Landing within 24h (0)
Landing within 48h (0)
Landing within 72h (0)
Landing within 120h (0)
No landing within 120h (51)
PPL deployment position
HRES (No landing)

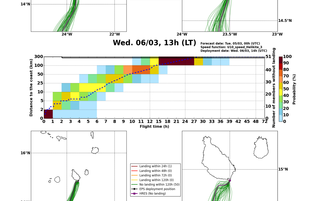
Wed. 06/03, 13h (LT)
Forecast date: Tue. 05/03, 00h (UTC)
Speed function: V10 speed Holtslag_1
Deployment time: 12h (36.56km/h)
Deployment date: Wed. 06/03, 13h (UTC)
Distance to the coast (km)
Flight time (h)
Landing within 24h (0)
Landing within 48h (0)
Landing within 72h (0)
Landing within 120h (0)
No landing within 120h (51)
PPL deployment position
HRES (No landing)

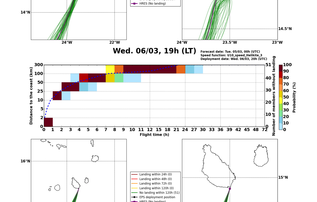
Wed. 06/03, 19h (LT)
Forecast date: Tue. 05/03, 00h (UTC)
Speed function: V10 speed Holtslag_1
Deployment time: 12h (36.56km/h)
Deployment date: Wed. 06/03, 19h (UTC)
Distance to the coast (km)
Flight time (h)
Landing within 24h (0)
Landing within 48h (0)
Landing within 72h (0)
Landing within 120h (0)
No landing within 120h (51)
PPL deployment position
HRES (No landing)

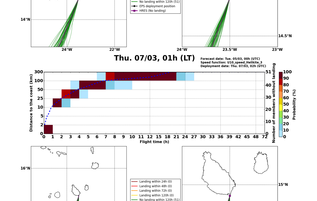
Thu. 07/03, 01h (LT)
Forecast date: Tue. 05/03, 00h (UTC)
Speed function: V10 speed Holtslag_1
Deployment time: 12h (36.56km/h)
Deployment date: Thu. 07/03, 01h (UTC)
Distance to the coast (km)
Flight time (h)
Landing within 24h (0)
Landing within 48h (0)
Landing within 72h (0)
Landing within 120h (0)
No landing within 120h (51)
PPL deployment position
HRES (No landing)

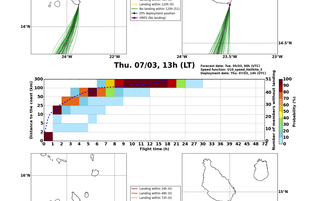
Thu. 07/03, 13h (LT)
Forecast date: Tue. 05/03, 00h (UTC)
Speed function: V10 speed Holtslag_1
Deployment time: 12h (36.56km/h)
Deployment date: Thu. 07/03, 13h (UTC)
Distance to the coast (km)
Flight time (h)
Landing within 24h (0)
Landing within 48h (0)
Landing within 72h (0)
Landing within 120h (0)
No landing within 120h (51)
PPL deployment position
HRES (No landing)

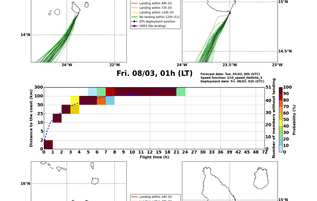
Fri. 08/03, 01h (LT)
Forecast date: Tue. 05/03, 00h (UTC)
Speed function: V10 speed Holtslag_1
Deployment time: 12h (36.56km/h)
Deployment date: Fri. 08/03, 01h (UTC)
Distance to the coast (km)
Flight time (h)
Landing within 24h (0)
Landing within 48h (0)
Landing within 72h (0)
Landing within 120h (0)
No landing within 120h (51)
PPL deployment position
HRES (No landing)

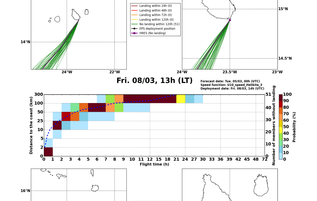
Fri. 08/03, 13h (LT)
Forecast date: Tue. 05/03, 00h (UTC)
Speed function: V10 speed Holtslag_1
Deployment time: 12h (36.56km/h)
Deployment date: Fri. 08/03, 13h (UTC)
Distance to the coast (km)
Flight time (h)
Landing within 24h (0)
Landing within 48h (0)
Landing within 72h (0)
Landing within 120h (0)
No landing within 120h (51)
PPL deployment position
HRES (No landing)

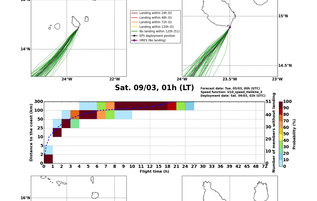
Sat. 09/03, 01h (LT)
Forecast date: Tue. 05/03, 00h (UTC)
Speed function: V10 speed Holtslag_1
Deployment time: 12h (36.56km/h)
Deployment date: Sat. 09/03, 01h (UTC)
Distance to the coast (km)
Flight time (h)
Landing within 24h (0)
Landing within 48h (0)
Landing within 72h (0)
Landing within 120h (0)
No landing within 120h (51)
PPL deployment position
HRES (No landing)

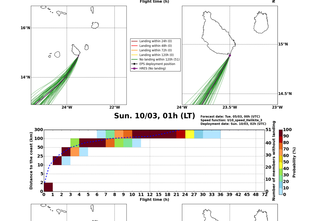
Sun. 10/03, 01h (LT)
Forecast date: Tue. 05/03, 00h (UTC)
Speed function: V10 speed Holtslag_1
Deployment time: 12h (36.56km/h)
Deployment date: Sun. 10/03, 01h (UTC)
Distance to the coast (km)
Flight time (h)
Landing within 24h (0)
Landing within 48h (0)
Landing within 72h (0)
Landing within 120h (0)
No landing within 120h (51)
PPL deployment position
HRES (No landing)