
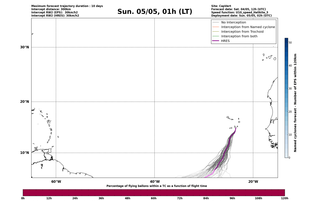
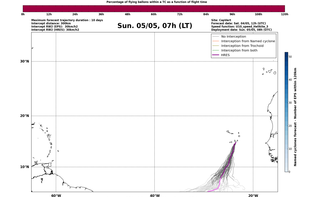

Analysis
Synthetic forecast (ARIS)
Data not available
Forecast date: Sat. 04/05, 12h (UTC)
Site: Cayirkot
Speed function: V10_speed_Holtslag_1
Deployment date: Sun. 05/05, 12h (05/05to12)
Sun. 05/05, 01h
Mon. 06/05, 01h
Tue. 07/05, 01h
Wed. 08/05, 01h
Thu. 09/05, 01h
Interrupt Time (h)
Percentage of set scenarios
Measurement time (h)


TC Central Pressure at interrupt time (hPa)
Minimum TC pressure during measurement period (hPa)
Wind at launch time (m/s)
Minimum of pressure within 300km at interrupt time (hPa)
Deepest minimum of pressure within 300km during measurement period
Integrated RIA2 (m/s)


Sun. 05/05, 01h (LT)
Sun. 05/05, 07h (LT)
Sun. 05/05, 13h (LT)
Sun. 05/05, 19h (LT)
Mon. 06/05, 01h (LT)
Mon. 06/05, 07h (LT)
Mon. 06/05, 13h (LT)
Tue. 07/05, 01h (LT)
Tue. 07/05, 13h (LT)
Wed. 08/05, 01h (LT)
Wed. 08/05, 13h (LT)
Thu. 09/05, 13h (LT)
Maximum forward trajectory duration : 10 days
Interrupt distance: 300km
Interrupt RIA1 (RIA): 30km/s
Interrupt RIA2 (RIA): 30km/s
Site: Cayirkot
Forecast date: Sat. 04/05, 12h (UTC)
Speed function: V10_speed_Holtslag_1
Deployment date: Sun. 05/05, 12h (UTC)
No interruption
Interruption from Named cyclone
Interruption from Touched
Interruption from both
HRES
Percentage of flying balloons within a TC as a function of flight time
Distance to the coast (km)
Flight time (h)
Nearest cyclones threshold : Number of GFS ensem. Cyclones


Sun. 05/05, 01h (LT)
Sun. 05/05, 07h (LT)
Sun. 05/05, 13h (LT)
Sun. 05/05, 19h (LT)
Mon. 06/05, 01h (LT)
Mon. 06/05, 07h (LT)
Mon. 06/05, 13h (LT)
Tue. 07/05, 01h (LT)
Tue. 07/05, 13h (LT)
Wed. 08/05, 01h (LT)
Wed. 08/05, 13h (LT)
Thu. 09/05, 13h (LT)
Maximum forward trajectory duration : 10 days
Interrupt distance: 300km
Interrupt RIA1 (RIA): 30km/s
Interrupt RIA2 (RIA): 30km/s
Site: Cayirkot
Forecast date: Sat. 04/05, 12h (UTC)
Speed function: V10_speed_Holtslag_1
Deployment date: Sun. 05/05, 12h (UTC)
No interruption
Interruption from Named cyclone
Interruption from Touched
Interruption from both
HRES
Percentage of flying balloons within a TC as a function of flight time
Distance to the coast (km)
Flight time (h)
Nearest cyclones threshold : Number of GFS ensem. Cyclones