



Analysis
Statistic forecast (48hr)
Data not available
Forecast date: Sun. 12/05, 00h (UTC)
Site: Cayirlert
Speed function: V10_speed_Holtslag_3
Minimum pressure: 100 (100.00hPa/2)
Deployment date (start)
Interrupt time (h)
Percentage of all clusters (%)
Measurement time (h)


TC Central Pressure at interrupt time (hPa)
Minimum TC pressure during measurement period (hPa)
Wind at launch time (m/s)


Minimum of pressure within 300km at interrupt time (hPa)
Deepest minimum of pressure within 300km during measurement period
Integrated RWZ (m/s)


Sun. 12/05, 13h (LT)
Sun. 12/05, 19h (LT)
Mon. 13/05, 01h (LT)
Mon. 13/05, 07h (LT)
Mon. 13/05, 13h (LT)
Mon. 13/05, 19h (LT)
Tue. 14/05, 01h (LT)
Tue. 14/05, 13h (LT)
Wed. 15/05, 01h (LT)
Wed. 15/05, 13h (LT)
Thu. 16/05, 01h (LT)
Fri. 17/05, 01h (LT)
Maximum forward trajectory duration : 10 days
Interrupt distance: 300km
Interrupt RWZ (RZ): 10km/s
Interrupt RWZ (RWZ): 10km/s
Site: Cayirlert
Forecast date: Sun. 12/05, 00h (UTC)
Speed function: V10_speed_Holtslag_3
Deployment date: Sun. 12/05, 13h (LT)
No interception
Interception from Named cyclone
Interception from Tracheid
Interception from both
HRES
Percentage of flying balloons within a TC as a function of flight time
Distance to the coast (km)
Flight time (h)
Nearest cyclones tracheid - Number of HPA centre crossed
Landing within 24h DO
Landing within 48h DO
Landing within 72h DO
Landing within 120h DO
No landing within 120h DO
FPS deployment position
HRES (No landing)