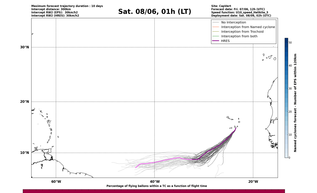
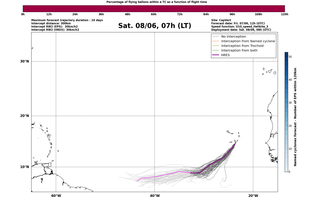
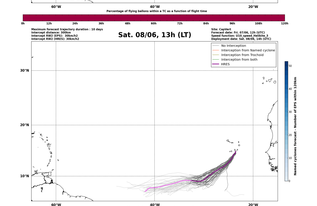
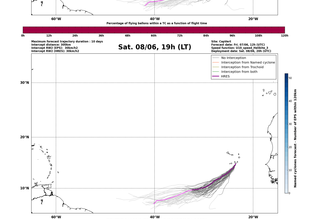
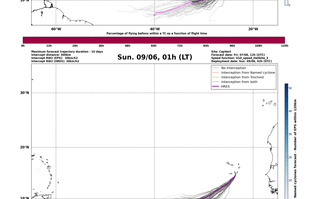

Analysis
Statistic forecast (48hr)
Data not available
Forecast date: Fri. 07/06, 12h (UTC)
Site: Cayirot
Speed function: V10 speed Holtslag_3
Historic cyclones (300km)
Sat. 08/06, 01h
Sat. 08/06, 07h
Sat. 08/06, 13h
Sat. 08/06, 19h
Sun. 09/06, 01h
Sun. 09/06, 07h
Sun. 09/06, 13h
Mon. 10/06, 01h
Mon. 10/06, 07h
Mon. 10/06, 13h
Tue. 11/06, 01h
Tue. 11/06, 07h
Tue. 11/06, 13h
Wed. 12/06, 01h
Wed. 12/06, 07h
Wed. 12/06, 13h
Deployment date (start)
Interrupt time (h)
Percentage of all clusters
Measurement time (h)
TC Central Pressure at interrupt time (hPa)
Minimum TC pressure during measurement period (hPa)
Wind at launch time (m/s)
Minimum of pressure within 300km at interrupt time (hPa)
Deepest minimum of pressure within 300km during measurement period
Integrated RWZ (m/s)

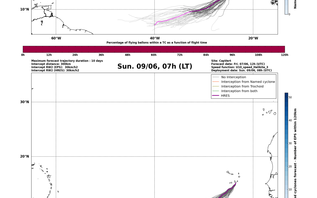

Maximum forecast trajectory duration : 10 days
Interrupt distance: 200km
Interrupt RWZ (10%): 30km/s
Interrupt RWZ (300): 30km/s
Site: Cayirot
Forecast date: Fri. 07/06, 12h (UTC)
Speed function: V10 speed Holtslag_3
Deployment date: Sat. 08/06, 01h (UTC)
No interruption
Interruption from Named cyclone
Interruption from Tracheid
Interruption from both
HRES
Percentage of flying balloons within a TC as a function of flight time
Distance to the coast (km)
Flight time (h)
Nearest cyclones tracheid - Number of HPA centre (-)

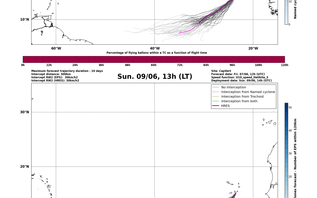

Maximum forecast trajectory duration : 10 days
Interrupt distance: 200km
Interrupt RWZ (10%): 30km/s
Interrupt RWZ (300): 30km/s
Site: Cayirot
Forecast date: Fri. 07/06, 12h (UTC)
Speed function: V10 speed Holtslag_3
Deployment date: Sat. 08/06, 07h (UTC)
No interruption
Interruption from Named cyclone
Interruption from Tracheid
Interruption from both
HRES
Percentage of flying balloons within a TC as a function of flight time
Distance to the coast (km)
Flight time (h)
Nearest cyclones tracheid - Number of HPA centre (-)

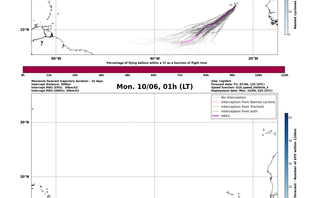

Maximum forecast trajectory duration : 10 days
Interrupt distance: 200km
Interrupt RWZ (10%): 30km/s
Interrupt RWZ (300): 30km/s
Site: Cayirot
Forecast date: Fri. 07/06, 12h (UTC)
Speed function: V10 speed Holtslag_3
Deployment date: Sat. 08/06, 13h (UTC)
No interruption
Interruption from Named cyclone
Interruption from Tracheid
Interruption from both
HRES
Percentage of flying balloons within a TC as a function of flight time
Distance to the coast (km)
Flight time (h)
Nearest cyclones tracheid - Number of HPA centre (-)

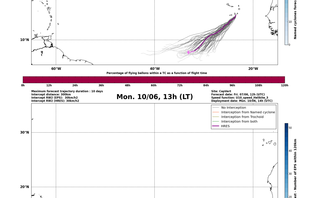

Maximum forecast trajectory duration : 10 days
Interrupt distance: 200km
Interrupt RWZ (10%): 30km/s
Interrupt RWZ (300): 30km/s
Site: Cayirot
Forecast date: Fri. 07/06, 12h (UTC)
Speed function: V10 speed Holtslag_3
Deployment date: Sat. 08/06, 19h (UTC)
No interruption
Interruption from Named cyclone
Interruption from Tracheid
Interruption from both
HRES
Percentage of flying balloons within a TC as a function of flight time
Distance to the coast (km)
Flight time (h)
Nearest cyclones tracheid - Number of HPA centre (-)

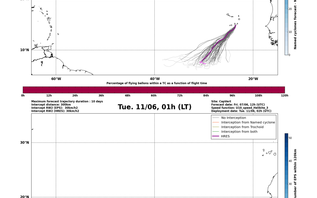

Maximum forecast trajectory duration : 10 days
Interrupt distance: 200km
Interrupt RWZ (10%): 30km/s
Interrupt RWZ (300): 30km/s
Site: Cayirot
Forecast date: Fri. 07/06, 12h (UTC)
Speed function: V10 speed Holtslag_3
Deployment date: Sun. 09/06, 01h (UTC)
No interruption
Interruption from Named cyclone
Interruption from Tracheid
Interruption from both
HRES
Percentage of flying balloons within a TC as a function of flight time
Distance to the coast (km)
Flight time (h)
Nearest cyclones tracheid - Number of HPA centre (-)

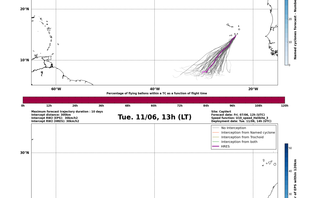

Maximum forecast trajectory duration : 10 days
Interrupt distance: 200km
Interrupt RWZ (10%): 30km/s
Interrupt RWZ (300): 30km/s
Site: Cayirot
Forecast date: Fri. 07/06, 12h (UTC)
Speed function: V10 speed Holtslag_3
Deployment date: Sun. 09/06, 07h (UTC)
No interruption
Interruption from Named cyclone
Interruption from Tracheid
Interruption from both
HRES
Percentage of flying balloons within a TC as a function of flight time
Distance to the coast (km)
Flight time (h)
Nearest cyclones tracheid - Number of HPA centre (-)

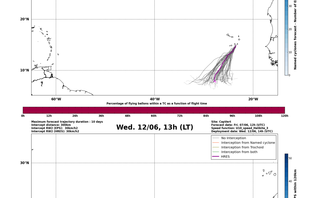

Maximum forecast trajectory duration : 10 days
Interrupt distance: 200km
Interrupt RWZ (10%): 30km/s
Interrupt RWZ (300): 30km/s
Site: Cayirot
Forecast date: Fri. 07/06, 12h (UTC)
Speed function: V10 speed Holtslag_3
Deployment date: Sun. 09/06, 13h (UTC)
No interruption
Interruption from Named cyclone
Interruption from Tracheid
Interruption from both
HRES
Percentage of flying balloons within a TC as a function of flight time
Distance to the coast (km)
Flight time (h)
Nearest cyclones tracheid - Number of HPA centre (-)



Maximum forecast trajectory duration : 10 days
Interrupt distance: 200km
Interrupt RWZ (10%): 30km/s
Interrupt RWZ (300): 30km/s
Site: Cayirot
Forecast date: Fri. 07/06, 12h (UTC)
Speed function: V10 speed Holtslag_3
Deployment date: Mon. 10/06, 01h (UTC)
No interruption
Interruption from Named cyclone
Interruption from Tracheid
Interruption from both
HRES
Percentage of flying balloons within a TC as a function of flight time
Distance to the coast (km)
Flight time (h)
Nearest cyclones tracheid - Number of HPA centre (-)


Maximum forecast trajectory duration : 10 days
Interrupt distance: 200km
Interrupt RWZ (10%): 30km/s
Interrupt RWZ (300): 30km/s
Site: Cayirot
Forecast date: Fri. 07/06, 12h (UTC)
Speed function: V10 speed Holtslag_3
Deployment date: Mon. 10/06, 07h (UTC)
No interruption
Interruption from Named cyclone
Interruption from Tracheid
Interruption from both
HRES
Percentage of flying balloons within a TC as a function of flight time
Distance to the coast (km)
Flight time (h)
Nearest cyclones tracheid - Number of HPA centre (-)

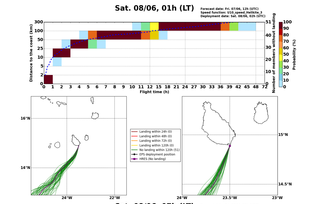

Maximum forecast trajectory duration : 10 days
Interrupt distance: 200km
Interrupt RWZ (10%): 30km/s
Interrupt RWZ (300): 30km/s
Site: Cayirot
Forecast date: Fri. 07/06, 12h (UTC)
Speed function: V10 speed Holtslag_3
Deployment date: Mon. 10/06, 13h (UTC)
No interruption
Interruption from Named cyclone
Interruption from Tracheid
Interruption from both
HRES
Percentage of flying balloons within a TC as a function of flight time
Distance to the coast (km)
Flight time (h)
Nearest cyclones tracheid - Number of HPA centre (-)

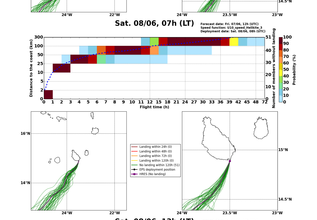

Maximum forecast trajectory duration : 10 days
Interrupt distance: 200km
Interrupt RWZ (10%): 30km/s
Interrupt RWZ (300): 30km/s
Site: Cayirot
Forecast date: Fri. 07/06, 12h (UTC)
Speed function: V10 speed Holtslag_3
Deployment date: Tue. 11/06, 01h (UTC)
No interruption
Interruption from Named cyclone
Interruption from Tracheid
Interruption from both
HRES
Percentage of flying balloons within a TC as a function of flight time
Distance to the coast (km)
Flight time (h)
Nearest cyclones tracheid - Number of HPA centre (-)

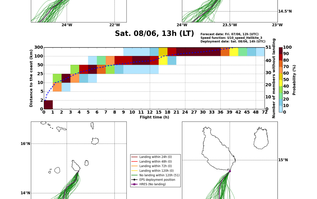

Maximum forecast trajectory duration : 10 days
Interrupt distance: 200km
Interrupt RWZ (10%): 30km/s
Interrupt RWZ (300): 30km/s
Site: Cayirot
Forecast date: Fri. 07/06, 12h (UTC)
Speed function: V10 speed Holtslag_3
Deployment date: Tue. 11/06, 07h (UTC)
No interruption
Interruption from Named cyclone
Interruption from Tracheid
Interruption from both
HRES
Percentage of flying balloons within a TC as a function of flight time
Distance to the coast (km)
Flight time (h)
Nearest cyclones tracheid - Number of HPA centre (-)

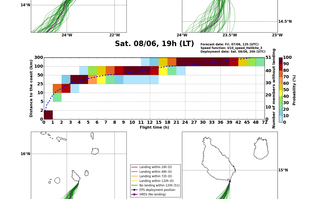

Maximum forecast trajectory duration : 10 days
Interrupt distance: 200km
Interrupt RWZ (10%): 30km/s
Interrupt RWZ (300): 30km/s
Site: Cayirot
Forecast date: Fri. 07/06, 12h (UTC)
Speed function: V10 speed Holtslag_3
Deployment date: Tue. 11/06, 13h (UTC)
No interruption
Interruption from Named cyclone
Interruption from Tracheid
Interruption from both
HRES
Percentage of flying balloons within a TC as a function of flight time
Distance to the coast (km)
Flight time (h)
Nearest cyclones tracheid - Number of HPA centre (-)

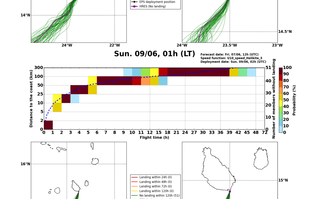
Analysis
Statistic forecast (48hr)
Data not available
Forecast date: Fri. 07/06, 12h (UTC)
Site: Cayirot
Speed function: V10 speed Holtslag_3
Historic cyclones (300km)
Sat. 08/06, 01h
Sat. 08/06, 07h
Sat. 08/06, 13h
Sat. 08/06, 19h
Sun. 09/06, 01h
Sun. 09/06, 07h
Sun. 09/06, 13h
Mon. 10/06, 01h
Mon. 10/06, 07h
Mon. 10/06, 13h
Tue. 11/06, 01h
Tue. 11/06, 07h
Tue. 11/06, 13h
Wed. 12/06, 01h
Wed. 12/06, 07h
Wed. 12/06, 13h
Deployment date (start)
Interrupt time (h)
Percentage of all clusters
Measurement time (h)
Minimum of pressure within 300km at interrupt time (hPa)
Deepest minimum of pressure within 300km during measurement period
Integrated RWZ (m/s)



Maximum forecast trajectory duration : 10 days
Interrupt distance: 200km
Interrupt RWZ (10%): 30km/s
Interrupt RWZ (300): 30km/s
Site: Cayirot
Forecast date: Fri. 07/06, 12h (UTC)
Speed function: V10 speed Holtslag_3
Deployment date: Sat. 08/06, 01h (UTC)
Landing within 24h (Q)
Landing within 48h (Q)
Landing within 72h (Q)
Landing within 120h (Q)
No landing within 120h (Q)
PPS deployment position
HRES (No landing)
Distance to the coast (km)
Flight time (h)
Nearest cyclones tracheid - Number of HPA centre (-)

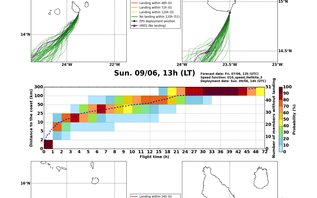

Maximum forecast trajectory duration : 10 days
Interrupt distance: 200km
Interrupt RWZ (10%): 30km/s
Interrupt RWZ (300): 30km/s
Site: Cayirot
Forecast date: Fri. 07/06, 12h (UTC)
Speed function: V10 speed Holtslag_3
Deployment date: Sat. 08/06, 07h (UTC)
Landing within 24h (Q)
Landing within 48h (Q)
Landing within 72h (Q)
Landing within 120h (Q)
No landing within 120h (Q)
PPS deployment position
HRES (No landing)
Distance to the coast (km)
Flight time (h)
Nearest cyclones tracheid - Number of HPA centre (-)

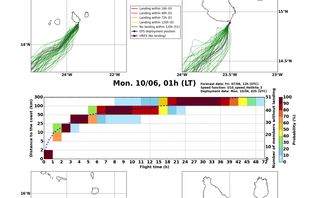

Maximum forecast trajectory duration : 10 days
Interrupt distance: 200km
Interrupt RWZ (10%): 30km/s
Interrupt RWZ (300): 30km/s
Site: Cayirot
Forecast date: Fri. 07/06, 12h (UTC)
Speed function: V10 speed Holtslag_3
Deployment date: Sat. 08/06, 13h (UTC)
Landing within 24h (Q)
Landing within 48h (Q)
Landing within 72h (Q)
Landing within 120h (Q)
No landing within 120h (Q)
PPS deployment position
HRES (No landing)
Distance to the coast (km)
Flight time (h)
Nearest cyclones tracheid - Number of HPA centre (-)

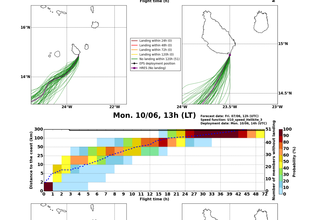

Maximum forecast trajectory duration : 10 days
Interrupt distance: 200km
Interrupt RWZ (10%): 30km/s
Interrupt RWZ (300): 30km/s
Site: Cayirot
Forecast date: Fri. 07/06, 12h (UTC)
Speed function: V10 speed Holtslag_3
Deployment date: Sat. 08/06, 19h (UTC)
Landing within 24h (Q)
Landing within 48h (Q)
Landing within 72h (Q)
Landing within 120h (Q)
No landing within 120h (Q)
PPS deployment position
HRES (No landing)
Distance to the coast (km)
Flight time (h)
Nearest cyclones tracheid - Number of HPA centre (-)

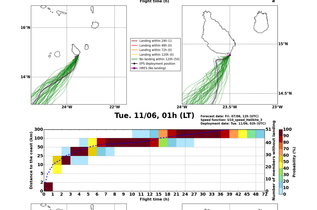

Maximum forecast trajectory duration : 10 days
Interrupt distance: 200km
Interrupt RWZ (10%): 30km/s
Interrupt RWZ (300): 30km/s
Site: Cayirot
Forecast date: Fri. 07/06, 12h (UTC)
Speed function: V10 speed Holtslag_3
Deployment date: Sun. 09/06, 01h (UTC)
Landing within 24h (Q)
Landing within 48h (Q)
Landing within 72h (Q)
Landing within 120h (Q)
No landing within 120h (Q)
PPS deployment position
HRES (No landing)
Distance to the coast (km)
Flight time (h)
Nearest cyclones tracheid - Number of HPA centre (-)

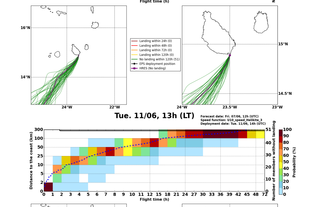

Maximum forecast trajectory duration : 10 days
Interrupt distance: 200km
Interrupt RWZ (10%): 30km/s
Interrupt RWZ (300): 30km/s
Site: Cayirot
Forecast date: Fri. 07/06, 12h (UTC)
Speed function: V10 speed Holtslag_3
Deployment date: Sun. 09/06, 07h (UTC)
Landing within 24h (Q)
Landing within 48h (Q)
Landing within 72h (Q)
Landing within 120h (Q)
No landing within 120h (Q)
PPS deployment position
HRES (No landing)
Distance to the coast (km)
Flight time (h)
Nearest cyclones tracheid - Number of HPA centre (-)

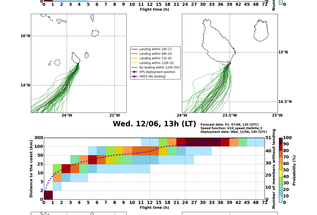

Maximum forecast trajectory duration : 10 days
Interrupt distance: 200km
Interrupt RWZ (10%): 30km/s
Interrupt RWZ (300): 30km/s
Site: Cayirot
Forecast date: Fri. 07/06, 12h (UTC)
Speed function: V10 speed Holtslag_3
Deployment date: Sun. 09/06, 13h (UTC)
Landing within 24h (Q)
Landing within 48h (Q)
Landing within 72h (Q)
Landing within 120h (Q)
No landing within 120h (Q)
PPS deployment position
HRES (No landing)
Distance to the coast (km)
Flight time (h)
Nearest cyclones tracheid - Number of HPA centre (-)

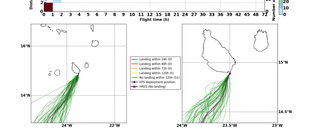

Maximum forecast trajectory duration : 10 days
Interrupt distance: 200km
Interrupt RWZ (10%): 30km/s
Interrupt RWZ (300): 30km/s
Site: Cayirot
Forecast date: Fri. 07/06, 12h (UTC)
Speed function: V10 speed Holtslag_3
Deployment date: Mon. 10/06, 01h (UTC)
Landing within 24h (Q)
Landing within 48h (Q)
Landing within 72h (Q)
Landing within 120h (Q)
No landing within 120h (Q)
PPS deployment position
HRES (No landing)
Distance to the coast (km)
Flight time (h)
Nearest cyclones tracheid - Number of HPA centre (-)


Maximum forecast trajectory duration : 10 days
Interrupt distance: 200km
Interrupt RWZ (10%): 30km/s
Interrupt RWZ (300): 30km/s
Site: Cayirot
Forecast date: Fri. 07/06, 12h (UTC)
Speed function: V10 speed Holtslag_3
Deployment date: Mon. 10/06, 07h (UTC)
Landing within 24h (Q)
Landing within 48h (Q)
Landing within 72h (Q)
Landing within 120h (Q)
No landing within 120h (Q)
PPS deployment position
HRES (No landing)
Distance to the coast (km)
Flight time (h)
Nearest cyclones tracheid - Number of HPA centre (-)


Maximum forecast trajectory duration : 10 days
Interrupt distance: 200km
Interrupt RWZ (10%): 30km/s
Interrupt RWZ (300): 30km/s
Site: Cayirot
Forecast date: Fri. 07/06, 12h (UTC)
Speed function: V10 speed Holtslag_3
Deployment date: Mon. 10/06, 13h (UTC)
Landing within 24h (Q)
Landing within 48h (Q)
Landing within 72h (Q)
Landing within 120h (Q)
No landing within 120h (Q)
PPS deployment position
HRES (No landing)
Distance to the coast (km)
Flight time (h)
Nearest cyclones tracheid - Number of HPA centre (-)


Maximum forecast trajectory duration : 10 days
Interrupt distance: 200km
Interrupt RWZ (10%): 30km/s
Interrupt RWZ (300): 30km/s
Site: Cayirot
Forecast date: Fri. 07/06, 12h (UTC)
Speed function: V10 speed Holtslag_3
Deployment date: Tue. 11/06, 01h (UTC)
Landing within 24h (Q)
Landing within 48h (Q)
Landing within 72h (Q)
Landing within 120h (Q)
No landing within 120h (Q)
PPS deployment position
HRES (No landing)
Distance to the coast (km)
Flight time (h)
Nearest cyclones tracheid - Number of HPA centre (-)


Maximum forecast trajectory duration : 10 days
Interrupt distance: 200km
Interrupt RWZ (10%): 30km/s
Interrupt RWZ (300): 30km/s
Site: Cayirot
Forecast date: Fri. 07/06, 12h (UTC)
Speed function: V10 speed Holtslag_3
Deployment date: Tue. 11/06, 07h (UTC)
Landing within 24h (Q)
Landing within 48h (Q)
Landing within 72h (Q)
Landing within 120h (Q)
No landing within 120h (Q)
PPS deployment position
HRES (No landing)
Distance to the coast (km)
Flight time (h)
Nearest cyclones tracheid - Number of HPA centre (-)


Maximum forecast trajectory duration : 10 days
Interrupt distance: 200km
Interrupt RWZ (10%): 30km/s
Interrupt RWZ (300): 30km/s
Site: Cayirot
Forecast date: Fri. 07/06, 12h (UTC)
Speed function: V10 speed Holtslag_3
Deployment date: Tue. 11/06, 13h (UTC)
Landing within 24h (Q)
Landing within 48h (Q)
Landing within 72h (Q)
Landing within 120h (Q)
No landing within 120h (Q)
PPS deployment position
HRES (No landing)
Distance to the coast (km)
Flight time (h)
Nearest cyclones tracheid - Number of HPA centre (-)