
Analysis
Deterministic forecast (HRES)
Data not available
Forecast date: Sat. 06/07, 00h (UTC)
Site: Cayman
Speed function: V10 speed Holtslag_1
Distance to cyclones: 1000km)
Departure date (start)
Interception Time (h)
Percentage of all clusters
Measurement time (h)


Departure date (start)
TC Central Pressure at interception time (hPa)
Minimum TC pressure during measurement period (hPa)
Wind at launch time (m/s)


Departure date (start)
Minimum of pressure within 300km at interception time (hPa)
Deepest minimum of pressure within 300km during measurement period
Integrated RWI2 (m/s)

Maximum forecast trajectory duration : 10 days
Interval between 2 trajectories : 3hours
Interval RWI (DRO) : 48hour(s)
Interval RWI (SNOW) : 48hour(s)
Site: Cayman
Forecast date: Sat. 06/07, 00h (UTC)
Speed function: V10_speed_Holtslag_1
Deployment date: Sat. 06/07, 13h (UTC)
No interception
Interception from Named cyclone
Interception from Tracked
Interception from both
HRES
Percentage of flying balloons within a TC as a function of flight time
Sat. 06/07, 13h (LT)

Maximum forecast trajectory duration : 10 days
Interval between 2 trajectories : 3hours
Interval RWI (DRO) : 48hour(s)
Interval RWI (SNOW) : 48hour(s)
Site: Cayman
Forecast date: Sat. 06/07, 00h (UTC)
Speed function: V10_speed_Holtslag_1
Deployment date: Sat. 06/07, 19h (UTC)
No interception
Interception from Named cyclone
Interception from Tracked
Interception from both
HRES
Percentage of flying balloons within a TC as a function of flight time
Sat. 06/07, 19h (LT)

Maximum forecast trajectory duration : 10 days
Interval between 2 trajectories : 3hours
Interval RWI (DRO) : 48hour(s)
Interval RWI (SNOW) : 48hour(s)
Site: Cayman
Forecast date: Sat. 06/07, 00h (UTC)
Speed function: V10_speed_Holtslag_1
Deployment date: Sun. 07/07, 01h (UTC)
No interception
Interception from Named cyclone
Interception from Tracked
Interception from both
HRES
Percentage of flying balloons within a TC as a function of flight time
Sun. 07/07, 01h (LT)

Maximum forecast trajectory duration : 10 days
Interval between 2 trajectories : 3hours
Interval RWI (DRO) : 48hour(s)
Interval RWI (SNOW) : 48hour(s)
Site: Cayman
Forecast date: Sat. 06/07, 00h (UTC)
Speed function: V10_speed_Holtslag_1
Deployment date: Sun. 07/07, 07h (UTC)
No interception
Interception from Named cyclone
Interception from Tracked
Interception from both
HRES
Percentage of flying balloons within a TC as a function of flight time
Sun. 07/07, 07h (LT)

Maximum forecast trajectory duration : 10 days
Interval between 2 trajectories : 3hours
Interval RWI (DRO) : 48hour(s)
Interval RWI (SNOW) : 48hour(s)
Site: Cayman
Forecast date: Sat. 06/07, 00h (UTC)
Speed function: V10_speed_Holtslag_1
Deployment date: Sun. 07/07, 13h (UTC)
No interception
Interception from Named cyclone
Interception from Tracked
Interception from both
HRES
Percentage of flying balloons within a TC as a function of flight time
Sun. 07/07, 13h (LT)

Maximum forecast trajectory duration : 10 days
Interval between 2 trajectories : 3hours
Interval RWI (DRO) : 48hour(s)
Interval RWI (SNOW) : 48hour(s)
Site: Cayman
Forecast date: Sat. 06/07, 00h (UTC)
Speed function: V10_speed_Holtslag_1
Deployment date: Sun. 07/07, 19h (UTC)
No interception
Interception from Named cyclone
Interception from Tracked
Interception from both
HRES
Percentage of flying balloons within a TC as a function of flight time
Sun. 07/07, 19h (LT)

Maximum forecast trajectory duration : 10 days
Interval between 2 trajectories : 3hours
Interval RWI (DRO) : 48hour(s)
Interval RWI (SNOW) : 48hour(s)
Site: Cayman
Forecast date: Sat. 06/07, 00h (UTC)
Speed function: V10_speed_Holtslag_1
Deployment date: Mon. 08/07, 01h (UTC)
No interception
Interception from Named cyclone
Interception from Tracked
Interception from both
HRES
Percentage of flying balloons within a TC as a function of flight time
Mon. 08/07, 01h (LT)

Maximum forecast trajectory duration : 10 days
Interval between 2 trajectories : 3hours
Interval RWI (DRO) : 48hour(s)
Interval RWI (SNOW) : 48hour(s)
Site: Cayman
Forecast date: Sat. 06/07, 00h (UTC)
Speed function: V10_speed_Holtslag_1
Deployment date: Mon. 08/07, 13h (UTC)
No interception
Interception from Named cyclone
Interception from Tracked
Interception from both
HRES
Percentage of flying balloons within a TC as a function of flight time
Mon. 08/07, 13h (LT)

Maximum forecast trajectory duration : 10 days
Interval between 2 trajectories : 3hours
Interval RWI (DRO) : 48hour(s)
Interval RWI (SNOW) : 48hour(s)
Site: Cayman
Forecast date: Sat. 06/07, 00h (UTC)
Speed function: V10_speed_Holtslag_1
Deployment date: Tue. 09/07, 01h (UTC)
No interception
Interception from Named cyclone
Interception from Tracked
Interception from both
HRES
Percentage of flying balloons within a TC as a function of flight time
Tue. 09/07, 01h (LT)

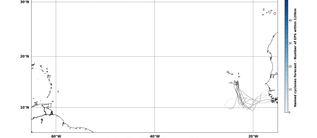
Maximum forecast trajectory duration : 10 days
Interval between 2 trajectories : 3hours
Interval RWI (DRO) : 48hour(s)
Interval RWI (SNOW) : 48hour(s)
Site: Cayman
Forecast date: Sat. 06/07, 00h (UTC)
Speed function: V10_speed_Holtslag_1
Deployment date: Tue. 09/07, 13h (UTC)
No interception
Interception from Named cyclone
Interception from Tracked
Interception from both
HRES
Percentage of flying balloons within a TC as a function of flight time
Tue. 09/07, 13h (LT)

Maximum forecast trajectory duration : 10 days
Interval between 2 trajectories : 3hours
Interval RWI (DRO) : 48hour(s)
Interval RWI (SNOW) : 48hour(s)
Site: Cayman
Forecast date: Sat. 06/07, 00h (UTC)
Speed function: V10_speed_Holtslag_1
Deployment date: Wed. 10/07, 01h (UTC)
No interception
Interception from Named cyclone
Interception from Tracked
Interception from both
HRES
Percentage of flying balloons within a TC as a function of flight time
Wed. 10/07, 01h (LT)

Maximum forecast trajectory duration : 10 days
Interval between 2 trajectories : 3hours
Interval RWI (DRO) : 48hour(s)
Interval RWI (SNOW) : 48hour(s)
Site: Cayman
Forecast date: Sat. 06/07, 00h (UTC)
Speed function: V10_speed_Holtslag_1
Deployment date: Thu. 11/07, 01h (UTC)
No interception
Interception from Named cyclone
Interception from Tracked
Interception from both
HRES
Percentage of flying balloons within a TC as a function of flight time
Thu. 11/07, 01h (LT)

Maximum forecast trajectory duration : 10 days
Interval between 2 trajectories : 3hours
Interval RWI (DRO) : 48hour(s)
Interval RWI (SNOW) : 48hour(s)
Site: Cayman
Forecast date: Sat. 06/07, 00h (UTC)
Speed function: V10_speed_Holtslag_1
Deployment date: Thu. 11/07, 13h (UTC)
No interception
Interception from Named cyclone
Interception from Tracked
Interception from both
HRES
Percentage of flying balloons within a TC as a function of flight time
Thu. 11/07, 13h (LT)


Analysis
Deterministic forecast (HRES)
Data not available
Forecast date: Sat. 06/07, 00h (UTC)
Site: Cayman
Speed function: V10_speed_Holtslag_1
Distance to cyclones: 1000km)
Departure date (start)
Interception Time (h)
Percentage of all clusters
Measurement time (h)


Departure date (start)
TC Central Pressure at interception time (hPa)
Minimum TC pressure during measurement period (hPa)
Wind at launch time (m/s)

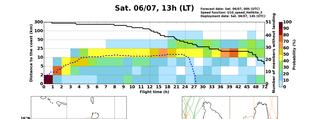
Departure date (start)
Minimum of pressure within 300km at interception time (hPa)
Deepest minimum of pressure within 300km during measurement period
Integrated RWI2 (m/s)

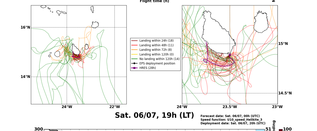
Sat. 06/07, 13h (LT)
Forecast date: Sat. 06/07, 00h (UTC)
Speed function: V10_speed_Holtslag_1
Deployment date: Sat. 06/07, 13h (UTC)
Distance to the coast (km)
Flight time (h)
Landing within 24h (10)
Landing within 48h (0)
Landing within 72h (0)
Landing within 120h (0)
No landing within 120h (0)
IFS deployment position
HRES (10h)

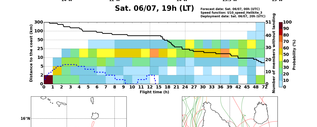
Sat. 06/07, 19h (LT)
Forecast date: Sat. 06/07, 00h (UTC)
Speed function: V10_speed_Holtslag_1
Deployment date: Sat. 06/07, 19h (UTC)
Distance to the coast (km)
Flight time (h)
Landing within 24h (10)
Landing within 48h (0)
Landing within 72h (0)
Landing within 120h (0)
No landing within 120h (0)
IFS deployment position
HRES (10h)

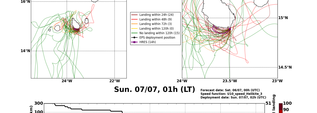
Sun. 07/07, 01h (LT)
Forecast date: Sat. 06/07, 00h (UTC)
Speed function: V10_speed_Holtslag_1
Deployment date: Sun. 07/07, 01h (UTC)
Distance to the coast (km)
Flight time (h)
Landing within 24h (10)
Landing within 48h (0)
Landing within 72h (0)
Landing within 120h (0)
No landing within 120h (0)
IFS deployment position
HRES (10h)

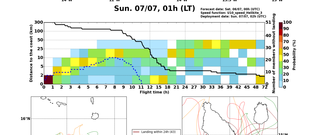
Sun. 07/07, 07h (LT)
Forecast date: Sat. 06/07, 00h (UTC)
Speed function: V10_speed_Holtslag_1
Deployment date: Sun. 07/07, 07h (UTC)
Distance to the coast (km)
Flight time (h)
Landing within 24h (10)
Landing within 48h (0)
Landing within 72h (0)
Landing within 120h (0)
No landing within 120h (0)
IFS deployment position
HRES (10h)


Sun. 07/07, 13h (LT)
Forecast date: Sat. 06/07, 00h (UTC)
Speed function: V10_speed_Holtslag_1
Deployment date: Sun. 07/07, 13h (UTC)
Distance to the coast (km)
Flight time (h)
Landing within 24h (10)
Landing within 48h (0)
Landing within 72h (0)
Landing within 120h (0)
No landing within 120h (0)
IFS deployment position
HRES (10h)


Sun. 07/07, 19h (LT)
Forecast date: Sat. 06/07, 00h (UTC)
Speed function: V10_speed_Holtslag_1
Deployment date: Sun. 07/07, 19h (UTC)
Distance to the coast (km)
Flight time (h)
Landing within 24h (10)
Landing within 48h (0)
Landing within 72h (0)
Landing within 120h (0)
No landing within 120h (0)
IFS deployment position
HRES (10h)


Mon. 08/07, 01h (LT)
Forecast date: Sat. 06/07, 00h (UTC)
Speed function: V10_speed_Holtslag_1
Deployment date: Mon. 08/07, 01h (UTC)
Distance to the coast (km)
Flight time (h)
Landing within 24h (11)
Landing within 48h (0)
Landing within 72h (0)
Landing within 120h (0)
No landing within 120h (0)
IFS deployment position
HRES (11h)


Mon. 08/07, 13h (LT)
Forecast date: Sat. 06/07, 00h (UTC)
Speed function: V10_speed_Holtslag_1
Deployment date: Mon. 08/07, 13h (UTC)
Distance to the coast (km)
Flight time (h)
Landing within 24h (11)
Landing within 48h (0)
Landing within 72h (0)
Landing within 120h (0)
No landing within 120h (0)
IFS deployment position
HRES (11h)


Tue. 09/07, 01h (LT)
Forecast date: Sat. 06/07, 00h (UTC)
Speed function: V10_speed_Holtslag_1
Deployment date: Tue. 09/07, 01h (UTC)
Distance to the coast (km)
Flight time (h)
Landing within 24h (0)
Landing within 48h (0)
Landing within 72h (0)
Landing within 120h (0)
No landing within 120h (0)
IFS deployment position
HRES (No landing)


Tue. 09/07, 13h (LT)
Forecast date: Sat. 06/07, 00h (UTC)
Speed function: V10_speed_Holtslag_1
Deployment date: Tue. 09/07, 13h (UTC)
Distance to the coast (km)
Flight time (h)
Landing within 24h (0)
Landing within 48h (0)
Landing within 72h (0)
Landing within 120h (0)
No landing within 120h (0)
IFS deployment position
HRES (No landing)


Wed. 10/07, 01h (LT)
Forecast date: Sat. 06/07, 00h (UTC)
Speed function: V10_speed_Holtslag_1
Deployment date: Wed. 10/07, 01h (UTC)
Distance to the coast (km)
Flight time (h)
Landing within 24h (0)
Landing within 48h (0)
Landing within 72h (0)
Landing within 120h (0)
No landing within 120h (0)
IFS deployment position
HRES (No landing)


Thu. 11/07, 01h (LT)
Forecast date: Sat. 06/07, 00h (UTC)
Speed function: V10_speed_Holtslag_1
Deployment date: Thu. 11/07, 01h (UTC)
Distance to the coast (km)
Flight time (h)
Landing within 24h (0)
Landing within 48h (0)
Landing within 72h (0)
Landing within 120h (0)
No landing within 120h (0)
IFS deployment position
HRES (No landing)


Thu. 11/07, 13h (LT)
Forecast date: Sat. 06/07, 00h (UTC)
Speed function: V10_speed_Holtslag_1
Deployment date: Thu. 11/07, 13h (UTC)
Distance to the coast (km)
Flight time (h)
Landing within 24h (0)
Landing within 48h (0)
Landing within 72h (0)
Landing within 120h (0)
No landing within 120h (0)
IFS deployment position
HRES (No landing)