

Analysis
Synoptic forecast (ARDU)
Data not available
Forecast date: Sat. 24/08, 00h (UTC)
Site: Cazinot
Speed function: V10 speed Holtslag_1
Deployment date: Sat. 24/08, 13h (UTC)
Deployment time interval: 1h
Interrupt Time (h)
Percentage of cut scenarios
Measurement time (h)
Deployment date (start)
Minimum TC pressure during measurement period (hPa)
Minimum of pressure within 300km during measurement period
Deepest minimum of pressure within 300km during measurement period
Integrated RW2 (m/s)



TC Central Pressure at interrupt time (hPa)
Minimum TC pressure during measurement period (hPa)
Wind at launch time (m/s)

Minimum of pressure within 300km during measurement period
Deepest minimum of pressure within 300km during measurement period
Integrated RW2 (m/s)


Sat. 24/08, 13h (LT)
Maximum forward trajectory duration : 10 days
Interrupt distance: 2000km
Interrupt RW2 (ARDU - 00km/h): 00km/h
Interrupt RW2 (ARDU - 00km/h): 00km/h
Site: Cazinot
Forecast date: Sat. 24/08, 00h (UTC)
Speed function: V10_speed_Holtslag_1
Deployment date: Sat. 24/08, 13h (UTC)
No interruption
Interruption from Named cyclone
Interruption from Tracheid
Interruption from both
ARDU
Percentage of flying balloons within a TC as a function of flight time
Nearest cyclones tracheid - Number of GFS events (10km)


Sat. 24/08, 19h (LT)
Maximum forward trajectory duration : 10 days
Interrupt distance: 2000km
Interrupt RW2 (ARDU - 00km/h): 00km/h
Interrupt RW2 (ARDU - 00km/h): 00km/h
Site: Cazinot
Forecast date: Sat. 24/08, 00h (UTC)
Speed function: V10_speed_Holtslag_1
Deployment date: Sat. 24/08, 19h (UTC)
No interruption
Interruption from Named cyclone
Interruption from Tracheid
Interruption from both
ARDU
Percentage of flying balloons within a TC as a function of flight time
Nearest cyclones tracheid - Number of GFS events (10km)


Sun. 25/08, 01h (LT)
Maximum forward trajectory duration : 10 days
Interrupt distance: 2000km
Interrupt RW2 (ARDU - 00km/h): 00km/h
Interrupt RW2 (ARDU - 00km/h): 00km/h
Site: Cazinot
Forecast date: Sat. 24/08, 00h (UTC)
Speed function: V10_speed_Holtslag_1
Deployment date: Sun. 25/08, 01h (UTC)
No interruption
Interruption from Named cyclone
Interruption from Tracheid
Interruption from both
ARDU
Percentage of flying balloons within a TC as a function of flight time
Nearest cyclones tracheid - Number of GFS events (10km)



Sun. 25/08, 07h (LT)
Maximum forward trajectory duration : 10 days
Interrupt distance: 2000km
Interrupt RW2 (ARDU - 00km/h): 00km/h
Interrupt RW2 (ARDU - 00km/h): 00km/h
Site: Cazinot
Forecast date: Sat. 24/08, 00h (UTC)
Speed function: V10_speed_Holtslag_1
Deployment date: Sun. 25/08, 07h (UTC)
No interruption
Interruption from Named cyclone
Interruption from Tracheid
Interruption from both
ARDU
Percentage of flying balloons within a TC as a function of flight time
Nearest cyclones tracheid - Number of GFS events (10km)


Sun. 25/08, 13h (LT)
Maximum forward trajectory duration : 10 days
Interrupt distance: 2000km
Interrupt RW2 (ARDU - 00km/h): 00km/h
Interrupt RW2 (ARDU - 00km/h): 00km/h
Site: Cazinot
Forecast date: Sat. 24/08, 00h (UTC)
Speed function: V10_speed_Holtslag_1
Deployment date: Sun. 25/08, 13h (UTC)
No interruption
Interruption from Named cyclone
Interruption from Tracheid
Interruption from both
ARDU
Percentage of flying balloons within a TC as a function of flight time
Nearest cyclones tracheid - Number of GFS events (10km)


Sun. 25/08, 19h (LT)
Maximum forward trajectory duration : 10 days
Interrupt distance: 2000km
Interrupt RW2 (ARDU - 00km/h): 00km/h
Interrupt RW2 (ARDU - 00km/h): 00km/h
Site: Cazinot
Forecast date: Sat. 24/08, 00h (UTC)
Speed function: V10_speed_Holtslag_1
Deployment date: Sun. 25/08, 19h (UTC)
No interruption
Interruption from Named cyclone
Interruption from Tracheid
Interruption from both
ARDU
Percentage of flying balloons within a TC as a function of flight time
Nearest cyclones tracheid - Number of GFS events (10km)


Mon. 26/08, 01h (LT)
Maximum forward trajectory duration : 10 days
Interrupt distance: 2000km
Interrupt RW2 (ARDU - 00km/h): 00km/h
Interrupt RW2 (ARDU - 00km/h): 00km/h
Site: Cazinot
Forecast date: Sat. 24/08, 00h (UTC)
Speed function: V10_speed_Holtslag_1
Deployment date: Mon. 26/08, 01h (UTC)
No interruption
Interruption from Named cyclone
Interruption from Tracheid
Interruption from both
ARDU
Percentage of flying balloons within a TC as a function of flight time
Nearest cyclones tracheid - Number of GFS events (10km)



Mon. 26/08, 13h (LT)
Maximum forward trajectory duration : 10 days
Interrupt distance: 2000km
Interrupt RW2 (ARDU - 00km/h): 00km/h
Interrupt RW2 (ARDU - 00km/h): 00km/h
Site: Cazinot
Forecast date: Sat. 24/08, 00h (UTC)
Speed function: V10_speed_Holtslag_1
Deployment date: Mon. 26/08, 13h (UTC)
No interruption
Interruption from Named cyclone
Interruption from Tracheid
Interruption from both
ARDU
Percentage of flying balloons within a TC as a function of flight time
Nearest cyclones tracheid - Number of GFS events (10km)



Tue. 27/08, 01h (LT)
Maximum forward trajectory duration : 10 days
Interrupt distance: 2000km
Interrupt RW2 (ARDU - 00km/h): 00km/h
Interrupt RW2 (ARDU - 00km/h): 00km/h
Site: Cazinot
Forecast date: Sat. 24/08, 00h (UTC)
Speed function: V10_speed_Holtslag_1
Deployment date: Tue. 27/08, 01h (UTC)
No interruption
Interruption from Named cyclone
Interruption from Tracheid
Interruption from both
ARDU
Percentage of flying balloons within a TC as a function of flight time
Nearest cyclones tracheid - Number of GFS events (10km)



Tue. 27/08, 13h (LT)
Maximum forward trajectory duration : 10 days
Interrupt distance: 2000km
Interrupt RW2 (ARDU - 00km/h): 00km/h
Interrupt RW2 (ARDU - 00km/h): 00km/h
Site: Cazinot
Forecast date: Sat. 24/08, 00h (UTC)
Speed function: V10_speed_Holtslag_1
Deployment date: Tue. 27/08, 13h (UTC)
No interruption
Interruption from Named cyclone
Interruption from Tracheid
Interruption from both
ARDU
Percentage of flying balloons within a TC as a function of flight time
Nearest cyclones tracheid - Number of GFS events (10km)



Wed. 28/08, 01h (LT)
Maximum forward trajectory duration : 10 days
Interrupt distance: 2000km
Interrupt RW2 (ARDU - 00km/h): 00km/h
Interrupt RW2 (ARDU - 00km/h): 00km/h
Site: Cazinot
Forecast date: Sat. 24/08, 00h (UTC)
Speed function: V10_speed_Holtslag_1
Deployment date: Wed. 28/08, 01h (UTC)
No interruption
Interruption from Named cyclone
Interruption from Tracheid
Interruption from both
ARDU
Percentage of flying balloons within a TC as a function of flight time
Nearest cyclones tracheid - Number of GFS events (10km)



Thu. 29/08, 01h (LT)
Maximum forward trajectory duration : 10 days
Interrupt distance: 2000km
Interrupt RW2 (ARDU - 00km/h): 00km/h
Interrupt RW2 (ARDU - 00km/h): 00km/h
Site: Cazinot
Forecast date: Sat. 24/08, 00h (UTC)
Speed function: V10_speed_Holtslag_1
Deployment date: Thu. 29/08, 01h (UTC)
No interruption
Interruption from Named cyclone
Interruption from Tracheid
Interruption from both
ARDU
Percentage of flying balloons within a TC as a function of flight time
Nearest cyclones tracheid - Number of GFS events (10km)



Fri. 30/08, 01h (LT)
Maximum forward trajectory duration : 10 days
Interrupt distance: 2000km
Interrupt RW2 (ARDU - 00km/h): 00km/h
Interrupt RW2 (ARDU - 00km/h): 00km/h
Site: Cazinot
Forecast date: Sat. 24/08, 00h (UTC)
Speed function: V10_speed_Holtslag_1
Deployment date: Fri. 30/08, 01h (UTC)
No interruption
Interruption from Named cyclone
Interruption from Tracheid
Interruption from both
ARDU
Percentage of flying balloons within a TC as a function of flight time
Nearest cyclones tracheid - Number of GFS events (10km)

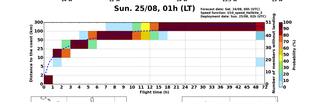

Forecast date: Sat. 24/08, 00h (UTC)
Speed function: V10_speed_Holtslag_1
Deployment date: Sat. 24/08, 13h (UTC)
Deployment time interval: 1h
Interrupt Time (h)
Percentage of cut scenarios
Measurement time (h)
Deployment date (start)
Minimum TC pressure during measurement period (hPa)
Minimum of pressure within 300km during measurement period
Deepest minimum of pressure within 300km during measurement period
Integrated RW2 (m/s)



Sat. 24/08, 13h (LT)
Forecast date: Sat. 24/08, 00h (UTC)
Speed function: V10_speed_Holtslag_1
Deployment date: Sat. 24/08, 13h (UTC)
Distance to the coast (km)
Flight time (h)
Nearest cyclones tracheid - Number of GFS events (10km)
Landing within 24h (1)
Landing within 48h (0)
Landing within 72h (0)
Landing within 120h (0)
No landing within 120h (0)
TPS deployment position
ARDU (120h)

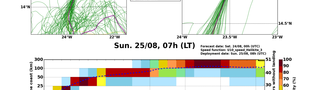

Sat. 24/08, 19h (LT)
Forecast date: Sat. 24/08, 00h (UTC)
Speed function: V10_speed_Holtslag_1
Deployment date: Sat. 24/08, 19h (UTC)
Distance to the coast (km)
Flight time (h)
Nearest cyclones tracheid - Number of GFS events (10km)
Landing within 24h (0)
Landing within 48h (0)
Landing within 72h (0)
Landing within 120h (0)
No landing within 120h (0)
TPS deployment position
ARDU (120h)



Sun. 25/08, 01h (LT)
Forecast date: Sat. 24/08, 00h (UTC)
Speed function: V10_speed_Holtslag_1
Deployment date: Sun. 25/08, 01h (UTC)
Distance to the coast (km)
Flight time (h)
Nearest cyclones tracheid - Number of GFS events (10km)
Landing within 24h (0)
Landing within 48h (0)
Landing within 72h (0)
Landing within 120h (0)
No landing within 120h (0)
TPS deployment position
ARDU (120h)

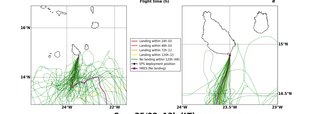

Sun. 25/08, 07h (LT)
Forecast date: Sat. 24/08, 00h (UTC)
Speed function: V10_speed_Holtslag_1
Deployment date: Sun. 25/08, 07h (UTC)
Distance to the coast (km)
Flight time (h)
Nearest cyclones tracheid - Number of GFS events (10km)
Landing within 24h (0)
Landing within 48h (0)
Landing within 72h (0)
Landing within 120h (0)
No landing within 120h (0)
TPS deployment position
ARDU (No landing)



Sun. 25/08, 13h (LT)
Forecast date: Sat. 24/08, 00h (UTC)
Speed function: V10_speed_Holtslag_1
Deployment date: Sun. 25/08, 13h (UTC)
Distance to the coast (km)
Flight time (h)
Nearest cyclones tracheid - Number of GFS events (10km)
Landing within 24h (0)
Landing within 48h (0)
Landing within 72h (0)
Landing within 120h (0)
No landing within 120h (0)
TPS deployment position
ARDU (120h)



Sun. 25/08, 19h (LT)
Forecast date: Sat. 24/08, 00h (UTC)
Speed function: V10_speed_Holtslag_1
Deployment date: Sun. 25/08, 19h (UTC)
Distance to the coast (km)
Flight time (h)
Nearest cyclones tracheid - Number of GFS events (10km)
Landing within 24h (0)
Landing within 48h (0)
Landing within 72h (0)
Landing within 120h (0)
No landing within 120h (0)
TPS deployment position
ARDU (120h)



Mon. 26/08, 01h (LT)
Forecast date: Sat. 24/08, 00h (UTC)
Speed function: V10_speed_Holtslag_1
Deployment date: Mon. 26/08, 01h (UTC)
Distance to the coast (km)
Flight time (h)
Nearest cyclones tracheid - Number of GFS events (10km)
Landing within 24h (0)
Landing within 48h (0)
Landing within 72h (0)
Landing within 120h (0)
No landing within 120h (0)
TPS deployment position
ARDU (120h)



Mon. 26/08, 13h (LT)
Forecast date: Sat. 24/08, 00h (UTC)
Speed function: V10_speed_Holtslag_1
Deployment date: Mon. 26/08, 13h (UTC)
Distance to the coast (km)
Flight time (h)
Nearest cyclones tracheid - Number of GFS events (10km)
Landing within 24h (11)
Landing within 48h (0)
Landing within 72h (0)
Landing within 120h (0)
No landing within 120h (0)
TPS deployment position
ARDU (24h)


Tue. 27/08, 01h (LT)
Forecast date: Sat. 24/08, 00h (UTC)
Speed function: V10_speed_Holtslag_1
Deployment date: Tue. 27/08, 01h (UTC)
Distance to the coast (km)
Flight time (h)
Nearest cyclones tracheid - Number of GFS events (10km)
Landing within 24h (11)
Landing within 48h (0)
Landing within 72h (0)
Landing within 120h (0)
No landing within 120h (0)
TPS deployment position
ARDU (24h)


Tue. 27/08, 13h (LT)
Forecast date: Sat. 24/08, 00h (UTC)
Speed function: V10_speed_Holtslag_1
Deployment date: Tue. 27/08, 13h (UTC)
Distance to the coast (km)
Flight time (h)
Nearest cyclones tracheid - Number of GFS events (10km)
Landing within 24h (11)
Landing within 48h (0)
Landing within 72h (0)
Landing within 120h (0)
No landing within 120h (0)
TPS deployment position
ARDU (24h)


Wed. 28/08, 01h (LT)
Forecast date: Sat. 24/08, 00h (UTC)
Speed function: V10_speed_Holtslag_1
Deployment date: Wed. 28/08, 01h (UTC)
Distance to the coast (km)
Flight time (h)
Nearest cyclones tracheid - Number of GFS events (10km)
Landing within 24h (0)
Landing within 48h (0)
Landing within 72h (0)
Landing within 120h (0)
No landing within 120h (0)
TPS deployment position
ARDU (120h)


Thu. 29/08, 01h (LT)
Forecast date: Sat. 24/08, 00h (UTC)
Speed function: V10_speed_Holtslag_1
Deployment date: Thu. 29/08, 01h (UTC)
Distance to the coast (km)
Flight time (h)
Nearest cyclones tracheid - Number of GFS events (10km)
Landing within 24h (0)
Landing within 48h (0)
Landing within 72h (0)
Landing within 120h (0)
No landing within 120h (0)
TPS deployment position
ARDU (120h)


Fri. 30/08, 01h (LT)
Forecast date: Sat. 24/08, 00h (UTC)
Speed function: V10_speed_Holtslag_1
Deployment date: Fri. 30/08, 01h (UTC)
Distance to the coast (km)
Flight time (h)
Nearest cyclones tracheid - Number of GFS events (10km)
Landing within 24h (0)
Landing within 48h (0)
Landing within 72h (0)
Landing within 120h (0)
No landing within 120h (0)
TPS deployment position
ARDU (120h)