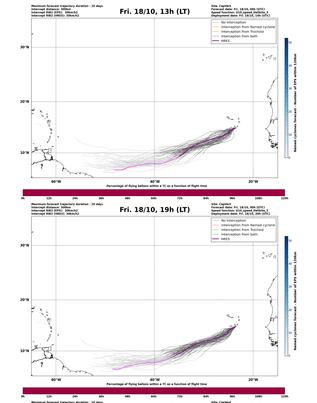
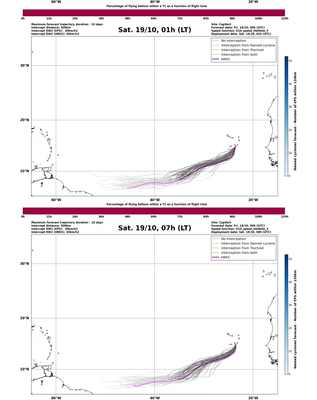
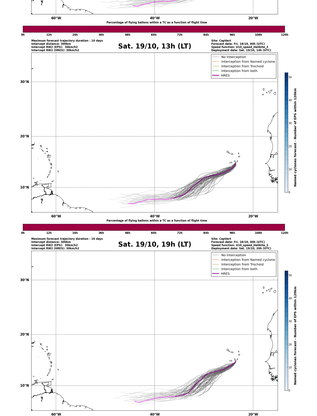
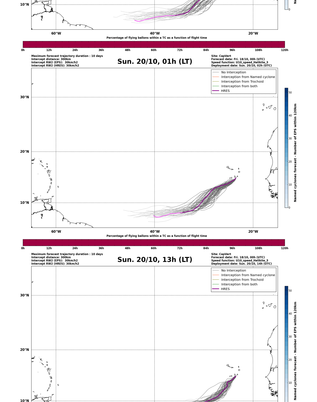
Analysis
Deterministic forecast (HRES)
Data not available
Forecast date: Fri. 18/10, 00h (UTC)
Site: Cayirot
Speed function: V10 speed Holtslag_3
Reference: Cyclones (300km)
Fri. 18/10, 13h
Sat. 19/10, 01h
Sat. 19/10, 07h
Sat. 19/10, 13h
Sat. 19/10, 19h
Sun. 20/10, 01h
Sun. 20/10, 07h
Mon. 21/10, 01h
Tue. 22/10, 01h
Wed. 23/10, 01h
Disembarkment date (start)
Interception time (h)
Percentage of set members
Measurement time (h)

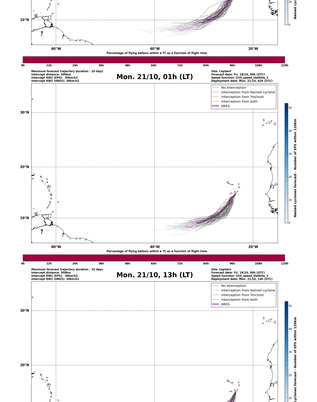
Disembarkment date (UT)
TC Central Pressure at interception time (hPa)
Minimum TC pressure during measurement period (hPa)
Wind at launch time (m/s)
Minimum of pressure within 300km during interception time (hPa)
Deepest minimum of pressure within 300km during measurement period
Integrated RWZ index (m/s)

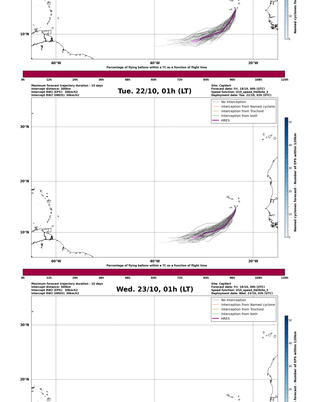

Fri. 18/10, 13h (UTC)
Maximum forward trajectory duration : 10 days
Interval between 2 trajectories : 3H(hrs)
Interval RWZ (DRS) : 06km(s)
Interval RWZ (DROS) : 06km(s)
Site: Cayirot
Forecast date: Fri. 18/10, 00h (UTC)
Speed function: V10_speed_Holtslag_3
Reference: Cyclones (300km)
Deployment date: Fri. 18/10, 13h (UTC)
No interception
Interception from Named cyclone
Interception from Tracked
Interception from both
HRES
Percentage of flying ballons within a TC as a function of flight time
Nearest cyclones tracked - Number of HPA centre (10mb)



Fri. 18/10, 19h (UTC)
Maximum forward trajectory duration : 10 days
Interval between 2 trajectories : 3H(hrs)
Interval RWZ (DRS) : 06km(s)
Interval RWZ (DROS) : 06km(s)
Site: Cayirot
Forecast date: Fri. 18/10, 00h (UTC)
Speed function: V10_speed_Holtslag_3
Reference: Cyclones (300km)
Deployment date: Fri. 18/10, 19h (UTC)
No interception
Interception from Named cyclone
Interception from Tracked
Interception from both
HRES
Percentage of flying ballons within a TC as a function of flight time
Nearest cyclones tracked - Number of HPA centre (10mb)

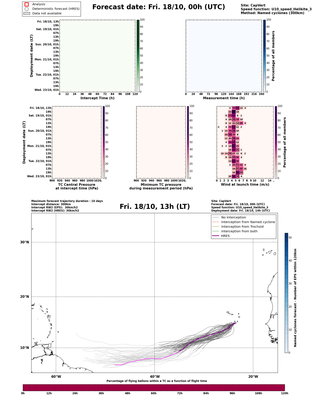

Sat. 19/10, 01h (UTC)
Maximum forward trajectory duration : 10 days
Interval between 2 trajectories : 3H(hrs)
Interval RWZ (DRS) : 06km(s)
Interval RWZ (DROS) : 06km(s)
Site: Cayirot
Forecast date: Fri. 18/10, 00h (UTC)
Speed function: V10_speed_Holtslag_3
Reference: Cyclones (300km)
Deployment date: Sat. 19/10, 01h (UTC)
No interception
Interception from Named cyclone
Interception from Tracked
Interception from both
HRES
Percentage of flying ballons within a TC as a function of flight time
Nearest cyclones tracked - Number of HPA centre (10mb)


Sat. 19/10, 07h (UTC)
Maximum forward trajectory duration : 10 days
Interval between 2 trajectories : 3H(hrs)
Interval RWZ (DRS) : 06km(s)
Interval RWZ (DROS) : 06km(s)
Site: Cayirot
Forecast date: Fri. 18/10, 00h (UTC)
Speed function: V10_speed_Holtslag_3
Reference: Cyclones (300km)
Deployment date: Sat. 19/10, 07h (UTC)
No interception
Interception from Named cyclone
Interception from Tracked
Interception from both
HRES
Percentage of flying ballons within a TC as a function of flight time
Nearest cyclones tracked - Number of HPA centre (10mb)


Sat. 19/10, 13h (UTC)
Maximum forward trajectory duration : 10 days
Interval between 2 trajectories : 3H(hrs)
Interval RWZ (DRS) : 06km(s)
Interval RWZ (DROS) : 06km(s)
Site: Cayirot
Forecast date: Fri. 18/10, 00h (UTC)
Speed function: V10_speed_Holtslag_3
Reference: Cyclones (300km)
Deployment date: Sat. 19/10, 13h (UTC)
No interception
Interception from Named cyclone
Interception from Tracked
Interception from both
HRES
Percentage of flying ballons within a TC as a function of flight time
Nearest cyclones tracked - Number of HPA centre (10mb)


Sat. 19/10, 19h (UTC)
Maximum forward trajectory duration : 10 days
Interval between 2 trajectories : 3H(hrs)
Interval RWZ (DRS) : 06km(s)
Interval RWZ (DROS) : 06km(s)
Site: Cayirot
Forecast date: Fri. 18/10, 00h (UTC)
Speed function: V10_speed_Holtslag_3
Reference: Cyclones (300km)
Deployment date: Sat. 19/10, 19h (UTC)
No interception
Interception from Named cyclone
Interception from Tracked
Interception from both
HRES
Percentage of flying ballons within a TC as a function of flight time
Nearest cyclones tracked - Number of HPA centre (10mb)


Sun. 20/10, 01h (UTC)
Maximum forward trajectory duration : 10 days
Interval between 2 trajectories : 3H(hrs)
Interval RWZ (DRS) : 06km(s)
Interval RWZ (DROS) : 06km(s)
Site: Cayirot
Forecast date: Fri. 18/10, 00h (UTC)
Speed function: V10_speed_Holtslag_3
Reference: Cyclones (300km)
Deployment date: Sun. 20/10, 01h (UTC)
No interception
Interception from Named cyclone
Interception from Tracked
Interception from both
HRES
Percentage of flying ballons within a TC as a function of flight time
Nearest cyclones tracked - Number of HPA centre (10mb)


Sun. 20/10, 13h (UTC)
Maximum forward trajectory duration : 10 days
Interval between 2 trajectories : 3H(hrs)
Interval RWZ (DRS) : 06km(s)
Interval RWZ (DROS) : 06km(s)
Site: Cayirot
Forecast date: Fri. 18/10, 00h (UTC)
Speed function: V10_speed_Holtslag_3
Reference: Cyclones (300km)
Deployment date: Sun. 20/10, 13h (UTC)
No interception
Interception from Named cyclone
Interception from Tracked
Interception from both
HRES
Percentage of flying ballons within a TC as a function of flight time
Nearest cyclones tracked - Number of HPA centre (10mb)

Mon. 21/10, 01h (UTC)
Maximum forward trajectory duration : 10 days
Interval between 2 trajectories : 3H(hrs)
Interval RWZ (DRS) : 06km(s)
Interval RWZ (DROS) : 06km(s)
Site: Cayirot
Forecast date: Fri. 18/10, 00h (UTC)
Speed function: V10_speed_Holtslag_3
Reference: Cyclones (300km)
Deployment date: Mon. 21/10, 01h (UTC)
No interception
Interception from Named cyclone
Interception from Tracked
Interception from both
HRES
Percentage of flying ballons within a TC as a function of flight time
Nearest cyclones tracked - Number of HPA centre (10mb)


Mon. 21/10, 13h (UTC)
Maximum forward trajectory duration : 10 days
Interval between 2 trajectories : 3H(hrs)
Interval RWZ (DRS) : 06km(s)
Interval RWZ (DROS) : 06km(s)
Site: Cayirot
Forecast date: Fri. 18/10, 00h (UTC)
Speed function: V10_speed_Holtslag_3
Reference: Cyclones (300km)
Deployment date: Mon. 21/10, 13h (UTC)
No interception
Interception from Named cyclone
Interception from Tracked
Interception from both
HRES
Percentage of flying ballons within a TC as a function of flight time
Nearest cyclones tracked - Number of HPA centre (10mb)


Tue. 22/10, 01h (UTC)
Maximum forward trajectory duration : 10 days
Interval between 2 trajectories : 3H(hrs)
Interval RWZ (DRS) : 06km(s)
Interval RWZ (DROS) : 06km(s)
Site: Cayirot
Forecast date: Fri. 18/10, 00h (UTC)
Speed function: V10_speed_Holtslag_3
Reference: Cyclones (300km)
Deployment date: Tue. 22/10, 01h (UTC)
No interception
Interception from Named cyclone
Interception from Tracked
Interception from both
HRES
Percentage of flying ballons within a TC as a function of flight time
Nearest cyclones tracked - Number of HPA centre (10mb)

Wed. 23/10, 01h (UTC)
Maximum forward trajectory duration : 10 days
Interval between 2 trajectories : 3H(hrs)
Interval RWZ (DRS) : 06km(s)
Interval RWZ (DROS) : 06km(s)
Site: Cayirot
Forecast date: Fri. 18/10, 00h (UTC)
Speed function: V10_speed_Holtslag_3
Reference: Cyclones (300km)
Deployment date: Wed. 23/10, 01h (UTC)
No interception
Interception from Named cyclone
Interception from Tracked
Interception from both
HRES
Percentage of flying ballons within a TC as a function of flight time
Nearest cyclones tracked - Number of HPA centre (10mb)

Fri. 18/10, 13h (UTC)
Forecast date: Fri. 18/10, 00h (UTC)
Speed function: V10_speed_Holtslag_3
Deployment date: Fri. 18/10, 13h (UTC)
Distance to the coast (km)
Flight time (h)
Landing within 24h 02
Landing within 48h 01
Landing within 72h 01
No landing within 72h 01
EPS deployment position
HRES (No landing)

Fri. 18/10, 19h (UTC)
Forecast date: Fri. 18/10, 00h (UTC)
Speed function: V10_speed_Holtslag_3
Deployment date: Fri. 18/10, 19h (UTC)
Distance to the coast (km)
Flight time (h)
Landing within 24h 02
Landing within 48h 01
Landing within 72h 01
No landing within 72h 01
EPS deployment position
HRES (No landing)


Sat. 19/10, 01h (UTC)
Forecast date: Fri. 18/10, 00h (UTC)
Speed function: V10_speed_Holtslag_3
Deployment date: Sat. 19/10, 01h (UTC)
Distance to the coast (km)
Flight time (h)
Landing within 24h 02
Landing within 48h 01
Landing within 72h 01
No landing within 72h 01
EPS deployment position
HRES (No landing)


Sat. 19/10, 07h (UTC)
Forecast date: Fri. 18/10, 00h (UTC)
Speed function: V10_speed_Holtslag_3
Deployment date: Sat. 19/10, 07h (UTC)
Distance to the coast (km)
Flight time (h)
Landing within 24h 02
Landing within 48h 01
Landing within 72h 01
No landing within 72h 01
EPS deployment position
HRES (No landing)

Sat. 19/10, 13h (UTC)
Forecast date: Fri. 18/10, 00h (UTC)
Speed function: V10_speed_Holtslag_3
Deployment date: Sat. 19/10, 13h (UTC)
Distance to the coast (km)
Flight time (h)
Landing within 24h 02
Landing within 48h 01
Landing within 72h 01
Landing within 120h 01
No landing within 120h 01
EPS deployment position
HRES (No landing)

Sat. 19/10, 19h (UTC)
Forecast date: Fri. 18/10, 00h (UTC)
Speed function: V10_speed_Holtslag_3
Deployment date: Sat. 19/10, 19h (UTC)
Distance to the coast (km)
Flight time (h)
Landing within 24h 02
Landing within 48h 01
Landing within 72h 01
Landing within 120h 01
No landing within 120h 01
EPS deployment position
HRES (No landing)

Sun. 20/10, 01h (UTC)
Forecast date: Fri. 18/10, 00h (UTC)
Speed function: V10_speed_Holtslag_3
Deployment date: Sun. 20/10, 01h (UTC)
Distance to the coast (km)
Flight time (h)
Landing within 24h 02
Landing within 48h 01
Landing within 72h 01
Landing within 120h 01
No landing within 120h 01
EPS deployment position
HRES (No landing)

Sun. 20/10, 13h (UTC)
Forecast date: Fri. 18/10, 00h (UTC)
Speed function: V10_speed_Holtslag_3
Deployment date: Sun. 20/10, 13h (UTC)
Distance to the coast (km)
Flight time (h)
Landing within 24h 02
Landing within 48h 01
Landing within 72h 01
Landing within 120h 01
No landing within 120h 01
EPS deployment position
HRES (No landing)

Mon. 21/10, 01h (UTC)
Forecast date: Fri. 18/10, 00h (UTC)
Speed function: V10_speed_Holtslag_3
Deployment date: Mon. 21/10, 01h (UTC)
Distance to the coast (km)
Flight time (h)
Landing within 24h 02
Landing within 48h 01
Landing within 72h 01
Landing within 120h 01
No landing within 120h 01
EPS deployment position
HRES (No landing)

Mon. 21/10, 13h (UTC)
Forecast date: Fri. 18/10, 00h (UTC)
Speed function: V10_speed_Holtslag_3
Deployment date: Mon. 21/10, 13h (UTC)
Distance to the coast (km)
Flight time (h)
Landing within 24h 02
Landing within 48h 01
Landing within 72h 01
Landing within 120h 01
No landing within 120h 01
EPS deployment position
HRES (No landing)

Tue. 22/10, 01h (UTC)
Forecast date: Fri. 18/10, 00h (UTC)
Speed function: V10_speed_Holtslag_3
Deployment date: Tue. 22/10, 01h (UTC)
Distance to the coast (km)
Flight time (h)
Landing within 24h 02
Landing within 48h 01
Landing within 72h 01
Landing within 120h 01
No landing within 120h 01
EPS deployment position
HRES (No landing)

Wed. 23/10, 01h (UTC)
Forecast date: Fri. 18/10, 00h (UTC)
Speed function: V10_speed_Holtslag_3
Deployment date: Wed. 23/10, 01h (UTC)
Distance to the coast (km)
Flight time (h)
Landing within 24h 02
Landing within 48h 01
Landing within 72h 01
Landing within 120h 01
No landing within 120h 01
EPS deployment position
HRES (No landing)