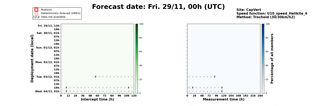
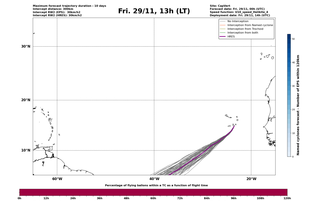
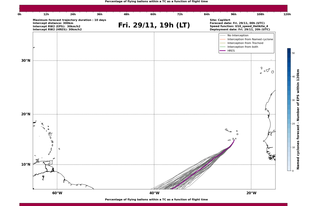
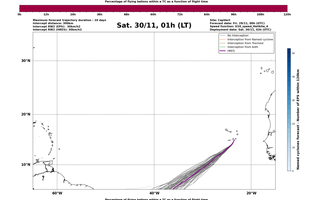
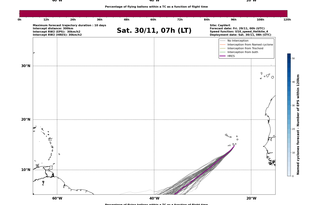

Forecast date: Fri. 29/11, 00h (UTC)
Source:
Deterministic forecast (HRES)
ECMWF
Data not available
Site: Cayllert
Speed function: ECO_speed_Hellstrm_4
Method: Named cyclones (350km)
Fri. 29/11, 12h
Sat. 30/11, 00h
Sat. 30/11, 12h
Sun. 01/12, 00h
Sun. 01/12, 12h
Mon. 02/12, 00h
Mon. 02/12, 12h
Wed. 04/12, 00h
Deployment date (GMT)
Interrupt time (h)
Percentage of all numbers
Measurement time (h)
Tue. 03/12, 00h
Tue. 03/12, 12h
Wed. 04/12, 00h
Wed. 04/12, 12h
Deployment date (GMT)
TC Central Pressure at interrupt time (hPa)
Minimum TC pressure during measurement period (hPa)
Wind at launch time (m/s)

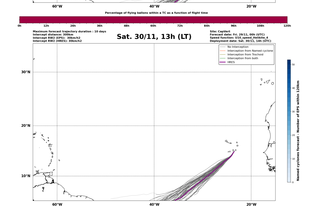

Forecast date: Fri. 29/11, 00h (UTC)
Source:
Deterministic forecast (HRES)
ECMWF
Data not available
Site: Cayllert
Speed function: ECO_speed_Hellstrm_4
Method: Tracked (3D:50km/h2)
Fri. 29/11, 12h
Sat. 30/11, 00h
Sat. 30/11, 12h
Sun. 01/12, 00h
Sun. 01/12, 12h
Mon. 02/12, 00h
Mon. 02/12, 12h
Wed. 04/12, 00h
Deployment date (GMT)
Interrupt time (h)
Percentage of all numbers
Measurement time (h)
Tue. 03/12, 00h
Tue. 03/12, 12h
Wed. 04/12, 00h
Wed. 04/12, 12h
Deployment date (GMT)
Minimum of pressure within 350km at interrupt time (hPa)
Deepest minimum of pressure within 350km during measurement period
Integrated RWS (m/s)

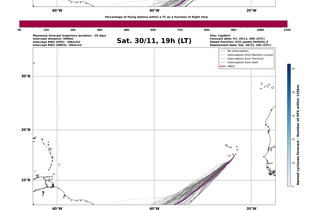

Fri. 29/11, 13h (LT)
Maximum forecast trajectory duration: 10 days
Interval of output: 30min
Interval RWS (HRES): 30min/1
Interval RWS (WRF): 30min/1
Site: Cayllert
Forecast date: Fri. 29/11, 00h (UTC)
Speed function: ECO_speed_Hellstrm_4
Deployment date: Fri. 29/11, 13h (UTC)
No interruption
Interruption from Named cyclone
Interruption from Tracked
Interruption from both
HRES
Percentage of flying before entire a TC as a function of flight time
Number cyclones forecast / Number of EPS entries (10km)
Number of trajectories without landing
Probability (%)
Distance to the coast (km)
Flight time (h)
Landing within 24h (0)
Landing within 48h (0)
Landing within 72h (0)
No landing within 120h (0)
No landing within 120h (52)
EPS deployment position
HRES (No landing)

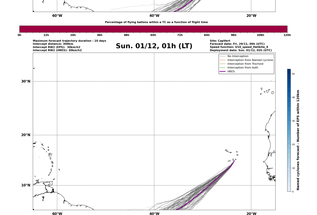

Fri. 29/11, 19h (LT)
Maximum forecast trajectory duration: 10 days
Interval of output: 30min
Interval RWS (HRES): 30min/1
Interval RWS (WRF): 30min/1
Site: Cayllert
Forecast date: Fri. 29/11, 00h (UTC)
Speed function: ECO_speed_Hellstrm_4
Deployment date: Fri. 29/11, 19h (UTC)
No interruption
Interruption from Named cyclone
Interruption from Tracked
Interruption from both
HRES
Percentage of flying before entire a TC as a function of flight time
Number cyclones forecast / Number of EPS entries (10km)
Number of trajectories without landing
Probability (%)
Distance to the coast (km)
Flight time (h)
Landing within 24h (0)
Landing within 48h (0)
Landing within 72h (0)
No landing within 120h (52)
EPS deployment position
HRES (No landing)

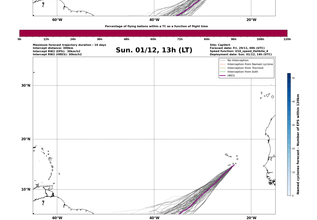

Sat. 30/11, 01h (LT)
Maximum forecast trajectory duration: 10 days
Interval of output: 30min
Interval RWS (HRES): 30min/1
Interval RWS (WRF): 30min/1
Site: Cayllert
Forecast date: Fri. 29/11, 00h (UTC)
Speed function: ECO_speed_Hellstrm_4
Deployment date: Sat. 30/11, 01h (UTC)
No interruption
Interruption from Named cyclone
Interruption from Tracked
Interruption from both
HRES
Percentage of flying before entire a TC as a function of flight time
Number cyclones forecast / Number of EPS entries (10km)
Number of trajectories without landing
Probability (%)
Distance to the coast (km)
Flight time (h)
Landing within 24h (0)
Landing within 48h (0)
Landing within 72h (0)
No landing within 120h (52)
EPS deployment position
HRES (No landing)

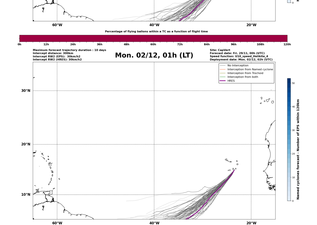

Sat. 30/11, 07h (LT)
Maximum forecast trajectory duration: 10 days
Interval of output: 30min
Interval RWS (HRES): 30min/1
Interval RWS (WRF): 30min/1
Site: Cayllert
Forecast date: Fri. 29/11, 00h (UTC)
Speed function: ECO_speed_Hellstrm_4
Deployment date: Sat. 30/11, 07h (UTC)
No interruption
Interruption from Named cyclone
Interruption from Tracked
Interruption from both
HRES
Percentage of flying before entire a TC as a function of flight time
Number cyclones forecast / Number of EPS entries (10km)
Number of trajectories without landing
Probability (%)
Distance to the coast (km)
Flight time (h)
Landing within 24h (0)
Landing within 48h (0)
Landing within 72h (0)
No landing within 120h (52)
EPS deployment position
HRES (No landing)

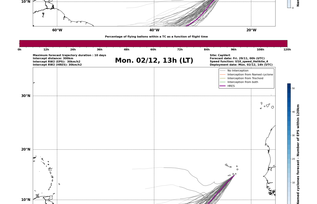

Sat. 30/11, 13h (LT)
Maximum forecast trajectory duration: 10 days
Interval of output: 30min
Interval RWS (HRES): 30min/1
Interval RWS (WRF): 30min/1
Site: Cayllert
Forecast date: Fri. 29/11, 00h (UTC)
Speed function: ECO_speed_Hellstrm_4
Deployment date: Sat. 30/11, 13h (UTC)
No interruption
Interruption from Named cyclone
Interruption from Tracked
Interruption from both
HRES
Percentage of flying before entire a TC as a function of flight time
Number cyclones forecast / Number of EPS entries (10km)
Number of trajectories without landing
Probability (%)
Distance to the coast (km)
Flight time (h)
Landing within 24h (0)
Landing within 48h (0)
Landing within 72h (0)
No landing within 120h (52)
EPS deployment position
HRES (No landing)



Sat. 30/11, 19h (LT)
Maximum forecast trajectory duration: 10 days
Interval of output: 30min
Interval RWS (HRES): 30min/1
Interval RWS (WRF): 30min/1
Site: Cayllert
Forecast date: Fri. 29/11, 00h (UTC)
Speed function: ECO_speed_Hellstrm_4
Deployment date: Sat. 30/11, 19h (UTC)
No interruption
Interruption from Named cyclone
Interruption from Tracked
Interruption from both
HRES
Percentage of flying before entire a TC as a function of flight time
Number cyclones forecast / Number of EPS entries (10km)
Number of trajectories without landing
Probability (%)
Distance to the coast (km)
Flight time (h)
Landing within 24h (0)
Landing within 48h (0)
Landing within 72h (0)
No landing within 120h (52)
EPS deployment position
HRES (No landing)

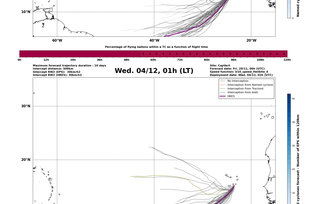

Sun. 01/12, 01h (LT)
Maximum forecast trajectory duration: 10 days
Interval of output: 30min
Interval RWS (HRES): 30min/1
Interval RWS (WRF): 30min/1
Site: Cayllert
Forecast date: Fri. 29/11, 00h (UTC)
Speed function: ECO_speed_Hellstrm_4
Deployment date: Sun. 01/12, 01h (UTC)
No interruption
Interruption from Named cyclone
Interruption from Tracked
Interruption from both
HRES
Percentage of flying before entire a TC as a function of flight time
Number cyclones forecast / Number of EPS entries (10km)
Number of trajectories without landing
Probability (%)
Distance to the coast (km)
Flight time (h)
Landing within 24h (0)
Landing within 48h (0)
Landing within 72h (0)
No landing within 120h (52)
EPS deployment position
HRES (No landing)


Sun. 01/12, 13h (LT)
Maximum forecast trajectory duration: 10 days
Interval of output: 30min
Interval RWS (HRES): 30min/1
Interval RWS (WRF): 30min/1
Site: Cayllert
Forecast date: Fri. 29/11, 00h (UTC)
Speed function: ECO_speed_Hellstrm_4
Deployment date: Sun. 01/12, 13h (UTC)
No interruption
Interruption from Named cyclone
Interruption from Tracked
Interruption from both
HRES
Percentage of flying before entire a TC as a function of flight time
Number cyclones forecast / Number of EPS entries (10km)
Number of trajectories without landing
Probability (%)
Distance to the coast (km)
Flight time (h)
Landing within 24h (0)
Landing within 48h (0)
Landing within 72h (0)
No landing within 120h (52)
EPS deployment position
HRES (No landing)


Mon. 02/12, 01h (LT)
Maximum forecast trajectory duration: 10 days
Interval of output: 30min
Interval RWS (HRES): 30min/1
Interval RWS (WRF): 30min/1
Site: Cayllert
Forecast date: Fri. 29/11, 00h (UTC)
Speed function: ECO_speed_Hellstrm_4
Deployment date: Mon. 02/12, 01h (UTC)
No interruption
Interruption from Named cyclone
Interruption from Tracked
Interruption from both
HRES
Percentage of flying before entire a TC as a function of flight time
Number cyclones forecast / Number of EPS entries (10km)
Number of trajectories without landing
Probability (%)
Distance to the coast (km)
Flight time (h)
Landing within 24h (0)
Landing within 48h (0)
Landing within 72h (0)
No landing within 120h (52)
EPS deployment position
HRES (No landing)


Mon. 02/12, 13h (LT)
Maximum forecast trajectory duration: 10 days
Interval of output: 30min
Interval RWS (HRES): 30min/1
Interval RWS (WRF): 30min/1
Site: Cayllert
Forecast date: Fri. 29/11, 00h (UTC)
Speed function: ECO_speed_Hellstrm_4
Deployment date: Mon. 02/12, 13h (UTC)
No interruption
Interruption from Named cyclone
Interruption from Tracked
Interruption from both
HRES
Percentage of flying before entire a TC as a function of flight time
Number cyclones forecast / Number of EPS entries (10km)
Number of trajectories without landing
Probability (%)
Distance to the coast (km)
Flight time (h)
Landing within 24h (0)
Landing within 48h (0)
Landing within 72h (0)
No landing within 120h (52)
EPS deployment position
HRES (No landing)


Tue. 03/12, 01h (LT)
Maximum forecast trajectory duration: 10 days
Interval of output: 30min
Interval RWS (HRES): 30min/1
Interval RWS (WRF): 30min/1
Site: Cayllert
Forecast date: Fri. 29/11, 00h (UTC)
Speed function: ECO_speed_Hellstrm_4
Deployment date: Tue. 03/12, 01h (UTC)
No interruption
Interruption from Named cyclone
Interruption from Tracked
Interruption from both
HRES
Percentage of flying before entire a TC as a function of flight time
Number cyclones forecast / Number of EPS entries (10km)
Number of trajectories without landing
Probability (%)
Distance to the coast (km)
Flight time (h)
Landing within 24h (0)
Landing within 48h (0)
Landing within 72h (0)
No landing within 120h (52)
EPS deployment position
HRES (No landing)


Wed. 04/12, 01h (LT)
Maximum forecast trajectory duration: 10 days
Interval of output: 30min
Interval RWS (HRES): 30min/1
Interval RWS (WRF): 30min/1
Site: Cayllert
Forecast date: Fri. 29/11, 00h (UTC)
Speed function: ECO_speed_Hellstrm_4
Deployment date: Wed. 04/12, 01h (UTC)
No interruption
Interruption from Named cyclone
Interruption from Tracked
Interruption from both
HRES
Percentage of flying before entire a TC as a function of flight time
Number cyclones forecast / Number of EPS entries (10km)
Number of trajectories without landing
Probability (%)
Distance to the coast (km)
Flight time (h)
Landing within 24h (0)
Landing within 48h (0)
Landing within 72h (0)
No landing within 120h (52)
EPS deployment position
HRES (No landing)