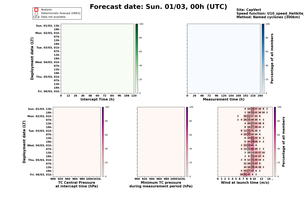
Forecast date: Sun. 01/03, 00h (UTC)
Station
Operational forecast (HRS)
Data not available
Site: Capitani
Speed function: ECE_speed_theiliche_4
Method: Normal cyclones (300km)
Sun. 01/03, 13h
Mon. 02/03, 01h
Mon. 02/03, 07h
Mon. 02/03, 13h
Mon. 02/03, 19h
Tue. 03/03, 01h
Tue. 03/03, 13h
Wed. 04/03, 01h
Wed. 04/03, 13h
Thu. 05/03, 01h
Fri. 06/03, 01h
Deployment date (LST)
Intercept Time (h)
Percentage of all numbers
TC Central Pressure at intercept time (hPa)
Minimum TC pressure during measurement period (hPa)
Wind at launch time (m/s)
Minimum of pressure within 300km during measurement period
Deepest minimum of pressure within 300km during measurement period
Integrated RW2 (m/s)

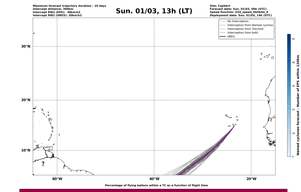
Sun. 01/03, 13h (LT)
Maximum forecast trajectory duration: 72 days
Intercept distance: 300km
Intercept RW2 (HRS): 30km/s2
Intercept RW2 (ERA5): 30km/s2
Site: Capitani
Forecast date: Sun. 01/03, 00h (UTC)
Speed function: ECE_speed_theiliche_4
Deployment date: Sun. 01/03, 13h (LST)
No interception
Interception from Normal cyclone
Interception from Tropical cyclone
Interception from both
HRS
Normal cyclone forecast - Number of EPs within 150km
Percentage of flying balloons within a TC as a function of flight time


Sun. 01/03, 19h (LT)
Maximum forecast trajectory duration: 72 days
Intercept distance: 300km
Intercept RW2 (HRS): 30km/s2
Intercept RW2 (ERA5): 30km/s2
Site: Capitani
Forecast date: Sun. 01/03, 00h (UTC)
Speed function: ECE_speed_theiliche_4
Deployment date: Sun. 01/03, 19h (LST)
No interception
Interception from Normal cyclone
Interception from Tropical cyclone
Interception from both
HRS
Normal cyclone forecast - Number of EPs within 150km
Percentage of flying balloons within a TC as a function of flight time

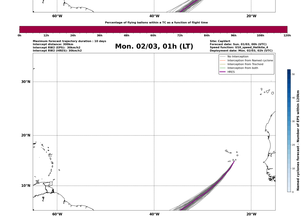
Mon. 02/03, 01h (LT)
Maximum forecast trajectory duration: 72 days
Intercept distance: 300km
Intercept RW2 (HRS): 30km/s2
Intercept RW2 (ERA5): 30km/s2
Site: Capitani
Forecast date: Sun. 01/03, 00h (UTC)
Speed function: ECE_speed_theiliche_4
Deployment date: Mon. 02/03, 01h (LST)
No interception
Interception from Normal cyclone
Interception from Tropical cyclone
Interception from both
HRS
Normal cyclone forecast - Number of EPs within 150km
Percentage of flying balloons within a TC as a function of flight time

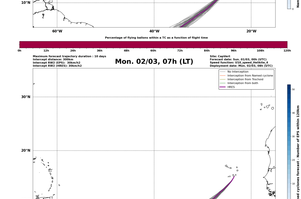
Mon. 02/03, 07h (LT)
Maximum forecast trajectory duration: 72 days
Intercept distance: 300km
Intercept RW2 (HRS): 30km/s2
Intercept RW2 (ERA5): 30km/s2
Site: Capitani
Forecast date: Sun. 01/03, 00h (UTC)
Speed function: ECE_speed_theiliche_4
Deployment date: Mon. 02/03, 07h (LST)
No interception
Interception from Normal cyclone
Interception from Tropical cyclone
Interception from both
HRS
Normal cyclone forecast - Number of EPs within 150km
Percentage of flying balloons within a TC as a function of flight time


Mon. 02/03, 13h (LT)
Maximum forecast trajectory duration: 72 days
Intercept distance: 300km
Intercept RW2 (HRS): 30km/s2
Intercept RW2 (ERA5): 30km/s2
Site: Capitani
Forecast date: Sun. 01/03, 00h (UTC)
Speed function: ECE_speed_theiliche_4
Deployment date: Mon. 02/03, 13h (LST)
No interception
Interception from Normal cyclone
Interception from Tropical cyclone
Interception from both
HRS
Normal cyclone forecast - Number of EPs within 150km
Percentage of flying balloons within a TC as a function of flight time

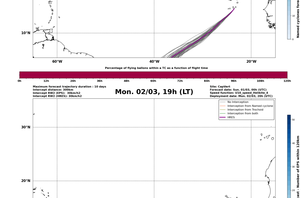
Mon. 02/03, 19h (LT)
Maximum forecast trajectory duration: 72 days
Intercept distance: 300km
Intercept RW2 (HRS): 30km/s2
Intercept RW2 (ERA5): 30km/s2
Site: Capitani
Forecast date: Sun. 01/03, 00h (UTC)
Speed function: ECE_speed_theiliche_4
Deployment date: Mon. 02/03, 19h (LST)
No interception
Interception from Normal cyclone
Interception from Tropical cyclone
Interception from both
HRS
Normal cyclone forecast - Number of EPs within 150km
Percentage of flying balloons within a TC as a function of flight time


Tue. 03/03, 01h (LT)
Maximum forecast trajectory duration: 72 days
Intercept distance: 300km
Intercept RW2 (HRS): 30km/s2
Intercept RW2 (ERA5): 30km/s2
Site: Capitani
Forecast date: Sun. 01/03, 00h (UTC)
Speed function: ECE_speed_theiliche_4
Deployment date: Tue. 03/03, 01h (LST)
No interception
Interception from Normal cyclone
Interception from Tropical cyclone
Interception from both
HRS
Normal cyclone forecast - Number of EPs within 150km
Percentage of flying balloons within a TC as a function of flight time

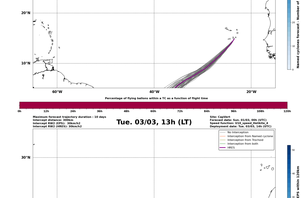
Tue. 03/03, 13h (LT)
Maximum forecast trajectory duration: 72 days
Intercept distance: 300km
Intercept RW2 (HRS): 30km/s2
Intercept RW2 (ERA5): 30km/s2
Site: Capitani
Forecast date: Sun. 01/03, 00h (UTC)
Speed function: ECE_speed_theiliche_4
Deployment date: Tue. 03/03, 13h (LST)
No interception
Interception from Normal cyclone
Interception from Tropical cyclone
Interception from both
HRS
Normal cyclone forecast - Number of EPs within 150km
Percentage of flying balloons within a TC as a function of flight time

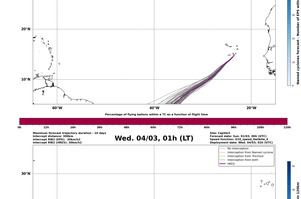
Wed. 04/03, 01h (LT)
Maximum forecast trajectory duration: 72 days
Intercept distance: 300km
Intercept RW2 (HRS): 30km/s2
Intercept RW2 (ERA5): 30km/s2
Site: Capitani
Forecast date: Sun. 01/03, 00h (UTC)
Speed function: ECE_speed_theiliche_4
Deployment date: Wed. 04/03, 01h (LST)
No interception
Interception from Normal cyclone
Interception from Tropical cyclone
Interception from both
HRS
Normal cyclone forecast - Number of EPs within 150km
Percentage of flying balloons within a TC as a function of flight time

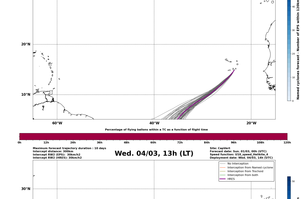
Wed. 04/03, 13h (LT)
Maximum forecast trajectory duration: 72 days
Intercept distance: 300km
Intercept RW2 (HRS): 30km/s2
Intercept RW2 (ERA5): 30km/s2
Site: Capitani
Forecast date: Sun. 01/03, 00h (UTC)
Speed function: ECE_speed_theiliche_4
Deployment date: Wed. 04/03, 13h (LST)
No interception
Interception from Normal cyclone
Interception from Tropical cyclone
Interception from both
HRS
Normal cyclone forecast - Number of EPs within 150km
Percentage of flying balloons within a TC as a function of flight time

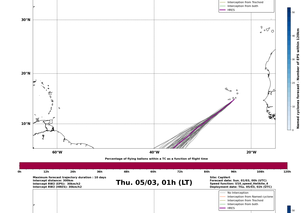
Thu. 05/03, 01h (LT)
Maximum forecast trajectory duration: 72 days
Intercept distance: 300km
Intercept RW2 (HRS): 30km/s2
Intercept RW2 (ERA5): 30km/s2
Site: Capitani
Forecast date: Sun. 01/03, 00h (UTC)
Speed function: ECE_speed_theiliche_4
Deployment date: Thu. 05/03, 01h (LST)
No interception
Interception from Normal cyclone
Interception from Tropical cyclone
Interception from both
HRS
Normal cyclone forecast - Number of EPs within 150km
Percentage of flying balloons within a TC as a function of flight time

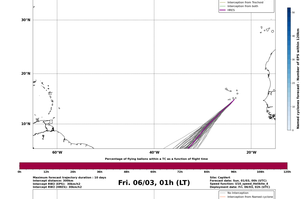
Fri. 06/03, 01h (LT)
Maximum forecast trajectory duration: 72 days
Intercept distance: 300km
Intercept RW2 (HRS): 30km/s2
Intercept RW2 (ERA5): 30km/s2
Site: Capitani
Forecast date: Sun. 01/03, 00h (UTC)
Speed function: ECE_speed_theiliche_4
Deployment date: Fri. 06/03, 01h (LST)
No interception
Interception from Normal cyclone
Interception from Tropical cyclone
Interception from both
HRS
Normal cyclone forecast - Number of EPs within 150km
Percentage of flying balloons within a TC as a function of flight time

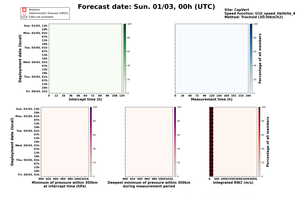
Forecast date: Sun. 01/03, 00h (UTC)
Station
Operational forecast (HRS)
Data not available
Site: Capitani
Speed function: ECE_speed_theiliche_4
Method: Tracked (30:30km/h2)
Sun. 01/03, 13h
Mon. 02/03, 01h
Mon. 02/03, 07h
Mon. 02/03, 13h
Mon. 02/03, 19h
Tue. 03/03, 01h
Tue. 03/03, 13h
Wed. 04/03, 01h
Wed. 04/03, 13h
Thu. 05/03, 01h
Fri. 06/03, 01h
Deployment date (LST)
Intercept Time (h)
Percentage of all numbers
TC Central Pressure at intercept time (hPa)
Minimum TC pressure during measurement period (hPa)
Wind at launch time (m/s)
Minimum of pressure within 300km during measurement period
Deepest minimum of pressure within 300km during measurement period
Integrated RW2 (m/s)

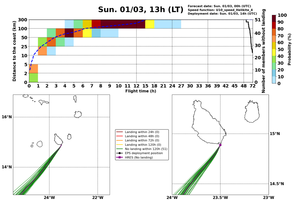
Sun. 01/03, 13h (LT)
Forecast date: Sun. 01/03, 00h (UTC)
Speed function: ECE_speed_theiliche_4
Deployment date: Sun. 01/03, 13h (LST)
Distance to the coast (km)
Probability (%)
Number of trajectories
Flight time (h)
Landing within 24h (0)
Landing within 48h (0)
Landing within 72h (0)
Landing within 120h (0)
No landing within 120h (51)
3% deployment position
HRS (No landing)


Sun. 01/03, 19h (LT)
Forecast date: Sun. 01/03, 00h (UTC)
Speed function: ECE_speed_theiliche_4
Deployment date: Sun. 01/03, 19h (LST)
Distance to the coast (km)
Probability (%)
Number of trajectories
Flight time (h)
Landing within 24h (0)
Landing within 48h (0)
Landing within 72h (0)
Landing within 120h (0)
No landing within 120h (51)
3% deployment position
HRS (No landing)

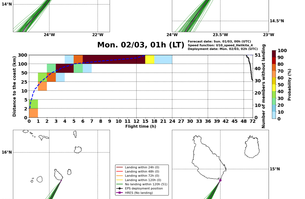
Mon. 02/03, 01h (LT)
Forecast date: Sun. 01/03, 00h (UTC)
Speed function: ECE_speed_theiliche_4
Deployment date: Mon. 02/03, 01h (LST)
Distance to the coast (km)
Probability (%)
Number of trajectories
Flight time (h)
Landing within 24h (0)
Landing within 48h (0)
Landing within 72h (0)
Landing within 120h (0)
No landing within 120h (51)
3% deployment position
HRS (No landing)


Mon. 02/03, 07h (LT)
Forecast date: Sun. 01/03, 00h (UTC)
Speed function: ECE_speed_theiliche_4
Deployment date: Mon. 02/03, 07h (LST)
Distance to the coast (km)
Probability (%)
Number of trajectories
Flight time (h)
Landing within 24h (0)
Landing within 48h (0)
Landing within 72h (0)
Landing within 120h (0)
No landing within 120h (51)
3% deployment position
HRS (No landing)


Mon. 02/03, 13h (LT)
Forecast date: Sun. 01/03, 00h (UTC)
Speed function: ECE_speed_theiliche_4
Deployment date: Mon. 02/03, 13h (LST)
Distance to the coast (km)
Probability (%)
Number of trajectories
Flight time (h)
Landing within 24h (0)
Landing within 48h (0)
Landing within 72h (0)
Landing within 120h (0)
No landing within 120h (51)
3% deployment position
HRS (No landing)

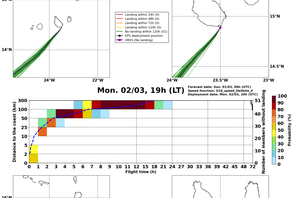
Mon. 02/03, 19h (LT)
Forecast date: Sun. 01/03, 00h (UTC)
Speed function: ECE_speed_theiliche_4
Deployment date: Mon. 02/03, 19h (LST)
Distance to the coast (km)
Probability (%)
Number of trajectories
Flight time (h)
Landing within 24h (0)
Landing within 48h (0)
Landing within 72h (0)
Landing within 120h (0)
No landing within 120h (51)
3% deployment position
HRS (No landing)

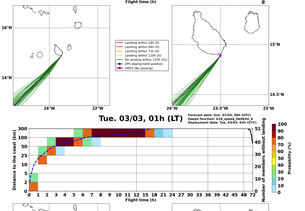
Tue. 03/03, 01h (LT)
Forecast date: Sun. 01/03, 00h (UTC)
Speed function: ECE_speed_theiliche_4
Deployment date: Tue. 03/03, 01h (LST)
Distance to the coast (km)
Probability (%)
Number of trajectories
Flight time (h)
Landing within 24h (0)
Landing within 48h (0)
Landing within 72h (0)
Landing within 120h (0)
No landing within 120h (51)
3% deployment position
HRS (No landing)

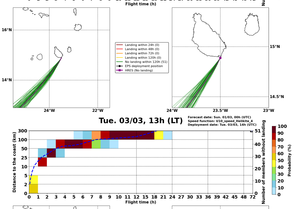
Tue. 03/03, 13h (LT)
Forecast date: Sun. 01/03, 00h (UTC)
Speed function: ECE_speed_theiliche_4
Deployment date: Tue. 03/03, 13h (LST)
Distance to the coast (km)
Probability (%)
Number of trajectories
Flight time (h)
Landing within 24h (0)
Landing within 48h (0)
Landing within 72h (0)
Landing within 120h (0)
No landing within 120h (51)
3% deployment position
HRS (No landing)

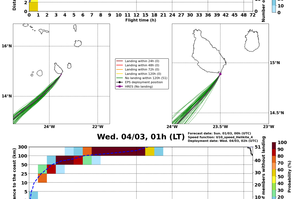
Wed. 04/03, 01h (LT)
Forecast date: Sun. 01/03, 00h (UTC)
Speed function: ECE_speed_theiliche_4
Deployment date: Wed. 04/03, 01h (LST)
Distance to the coast (km)
Probability (%)
Number of trajectories
Flight time (h)
Landing within 24h (0)
Landing within 48h (0)
Landing within 72h (0)
Landing within 120h (0)
No landing within 120h (51)
3% deployment position
HRS (No landing)

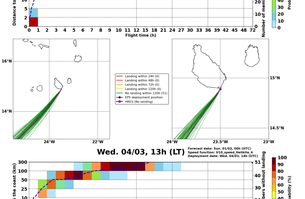
Wed. 04/03, 13h (LT)
Forecast date: Sun. 01/03, 00h (UTC)
Speed function: ECE_speed_theiliche_4
Deployment date: Wed. 04/03, 13h (LST)
Distance to the coast (km)
Probability (%)
Number of trajectories
Flight time (h)
Landing within 24h (0)
Landing within 48h (0)
Landing within 72h (0)
Landing within 120h (0)
No landing within 120h (51)
3% deployment position
HRS (No landing)

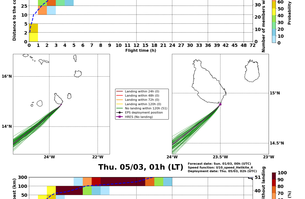
Thu. 05/03, 01h (LT)
Forecast date: Sun. 01/03, 00h (UTC)
Speed function: ECE_speed_theiliche_4
Deployment date: Thu. 05/03, 01h (LST)
Distance to the coast (km)
Probability (%)
Number of trajectories
Flight time (h)
Landing within 24h (0)
Landing within 48h (0)
Landing within 72h (0)
Landing within 120h (0)
No landing within 120h (51)
3% deployment position
HRS (No landing)

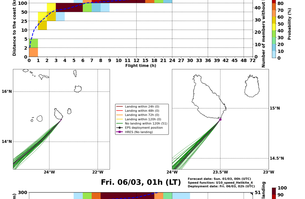
Fri. 06/03, 01h (LT)
Forecast date: Sun. 01/03, 00h (UTC)
Speed function: ECE_speed_theiliche_4
Deployment date: Fri. 06/03, 01h (LST)
Distance to the coast (km)
Probability (%)
Number of trajectories
Flight time (h)
Landing within 24h (0)
Landing within 48h (0)
Landing within 72h (0)
Landing within 120h (0)
No landing within 120h (51)
3% deployment position
HRS (No landing)