
Forecast date: Sun. 16/08, 00h (UTC)
Station
Operational Forecast (HRES)
Data not available
Site: Capitani
Speed function: U10_speed_Holthuijs_4
Method: Normal cyclones (300km)
Deployment date (start)
Intercept Time (h)
Measurement Time (h)
Percentage of all members
Deployment date (LST)
TC Central Pressure at intercept time (hPa)
Minimum TC pressure during measurement period (hPa)
Wind at launch time (m/s)
Minimum of pressure within 300km at intercept time (hPa)
Deepest minimum of pressure within 300km during measurement period
Integrated RW2 (m/s)


Sun. 16/08, 13h (LT)
Maximum forecast trajectory duration: 19 days
Intercept distance: 300km
Intercept RW2 (HRS): 30km/s
Intercept RW2 (MRS): 30km/s
Site: Capitani
Forecast date: Sun. 16/08, 00h (UTC)
Speed function: U10_speed_Holthuijs_4
Deployment date: Sun. 16/08, 13h (UTC)
No interception
Interception from Normal cyclones
Interception from Tropical cyclones
Interception from both
Percentage of flying balloons within a TC as a function of flight time

Sun. 16/08, 19h (LT)
Maximum forecast trajectory duration: 19 days
Intercept distance: 300km
Intercept RW2 (HRS): 30km/s
Intercept RW2 (MRS): 30km/s
Site: Capitani
Forecast date: Sun. 16/08, 00h (UTC)
Speed function: U10_speed_Holthuijs_4
Deployment date: Sun. 16/08, 19h (UTC)
No interception
Interception from Normal cyclones
Interception from Tropical cyclones
Interception from both
Percentage of flying balloons within a TC as a function of flight time


Mon. 17/08, 01h (LT)
Maximum forecast trajectory duration: 19 days
Intercept distance: 300km
Intercept RW2 (HRS): 30km/s
Intercept RW2 (MRS): 30km/s
Site: Capitani
Forecast date: Sun. 16/08, 00h (UTC)
Speed function: U10_speed_Holthuijs_4
Deployment date: Mon. 17/08, 01h (UTC)
No interception
Interception from Normal cyclones
Interception from Tropical cyclones
Interception from both
Percentage of flying balloons within a TC as a function of flight time

Mon. 17/08, 07h (LT)
Maximum forecast trajectory duration: 19 days
Intercept distance: 300km
Intercept RW2 (HRS): 30km/s
Intercept RW2 (MRS): 30km/s
Site: Capitani
Forecast date: Sun. 16/08, 00h (UTC)
Speed function: U10_speed_Holthuijs_4
Deployment date: Mon. 17/08, 07h (UTC)
No interception
Interception from Normal cyclones
Interception from Tropical cyclones
Interception from both
Percentage of flying balloons within a TC as a function of flight time


Mon. 17/08, 13h (LT)
Maximum forecast trajectory duration: 19 days
Intercept distance: 300km
Intercept RW2 (HRS): 30km/s
Intercept RW2 (MRS): 30km/s
Site: Capitani
Forecast date: Sun. 16/08, 00h (UTC)
Speed function: U10_speed_Holthuijs_4
Deployment date: Mon. 17/08, 13h (UTC)
No interception
Interception from Normal cyclones
Interception from Tropical cyclones
Interception from both
Percentage of flying balloons within a TC as a function of flight time


Mon. 17/08, 19h (LT)
Maximum forecast trajectory duration: 19 days
Intercept distance: 300km
Intercept RW2 (HRS): 30km/s
Intercept RW2 (MRS): 30km/s
Site: Capitani
Forecast date: Sun. 16/08, 00h (UTC)
Speed function: U10_speed_Holthuijs_4
Deployment date: Mon. 17/08, 19h (UTC)
No interception
Interception from Normal cyclones
Interception from Tropical cyclones
Interception from both
Percentage of flying balloons within a TC as a function of flight time

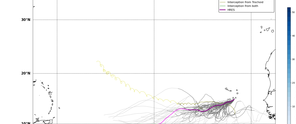
Tue. 18/08, 01h (LT)
Maximum forecast trajectory duration: 19 days
Intercept distance: 300km
Intercept RW2 (HRS): 30km/s
Intercept RW2 (MRS): 30km/s
Site: Capitani
Forecast date: Sun. 16/08, 00h (UTC)
Speed function: U10_speed_Holthuijs_4
Deployment date: Tue. 18/08, 01h (UTC)
No interception
Interception from Normal cyclones
Interception from Tropical cyclones
Interception from both
Percentage of flying balloons within a TC as a function of flight time


Tue. 18/08, 13h (LT)
Maximum forecast trajectory duration: 19 days
Intercept distance: 300km
Intercept RW2 (HRS): 30km/s
Intercept RW2 (MRS): 30km/s
Site: Capitani
Forecast date: Sun. 16/08, 00h (UTC)
Speed function: U10_speed_Holthuijs_4
Deployment date: Tue. 18/08, 13h (UTC)
No interception
Interception from Normal cyclones
Interception from Tropical cyclones
Interception from both
Percentage of flying balloons within a TC as a function of flight time

Wed. 19/08, 01h (LT)
Maximum forecast trajectory duration: 19 days
Intercept distance: 300km
Intercept RW2 (HRS): 30km/s
Intercept RW2 (MRS): 30km/s
Site: Capitani
Forecast date: Sun. 16/08, 00h (UTC)
Speed function: U10_speed_Holthuijs_4
Deployment date: Wed. 19/08, 01h (UTC)
No interception
Interception from Normal cyclones
Interception from Tropical cyclones
Interception from both
Percentage of flying balloons within a TC as a function of flight time


Wed. 19/08, 13h (LT)
Maximum forecast trajectory duration: 19 days
Intercept distance: 300km
Intercept RW2 (HRS): 30km/s
Intercept RW2 (MRS): 30km/s
Site: Capitani
Forecast date: Sun. 16/08, 00h (UTC)
Speed function: U10_speed_Holthuijs_4
Deployment date: Wed. 19/08, 13h (UTC)
No interception
Interception from Normal cyclones
Interception from Tropical cyclones
Interception from both
Percentage of flying balloons within a TC as a function of flight time

Thu. 20/08, 01h (LT)
Maximum forecast trajectory duration: 19 days
Intercept distance: 300km
Intercept RW2 (HRS): 30km/s
Intercept RW2 (MRS): 30km/s
Site: Capitani
Forecast date: Sun. 16/08, 00h (UTC)
Speed function: U10_speed_Holthuijs_4
Deployment date: Thu. 20/08, 01h (UTC)
No interception
Interception from Normal cyclones
Interception from Tropical cyclones
Interception from both
Percentage of flying balloons within a TC as a function of flight time


Fri. 21/08, 01h (LT)
Maximum forecast trajectory duration: 19 days
Intercept distance: 300km
Intercept RW2 (HRS): 30km/s
Intercept RW2 (MRS): 30km/s
Site: Capitani
Forecast date: Sun. 16/08, 00h (UTC)
Speed function: U10_speed_Holthuijs_4
Deployment date: Fri. 21/08, 01h (UTC)
No interception
Interception from Normal cyclones
Interception from Tropical cyclones
Interception from both
Percentage of flying balloons within a TC as a function of flight time

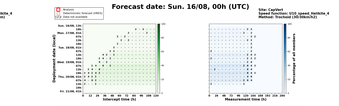
Forecast date: Sun. 16/08, 00h (UTC)
Station
Operational Forecast (HRES)
Data not available
Site: Capitani
Speed function: U10_speed_Holthuijs_4
Method: Tracked (30.0km/h2)
Deployment date (start)
Intercept Time (h)
Measurement Time (h)
Percentage of all members
Deployment date (LST)
TC Central Pressure at intercept time (hPa)
Minimum TC pressure during measurement period (hPa)
Wind at launch time (m/s)
Minimum of pressure within 300km at intercept time (hPa)
Deepest minimum of pressure within 300km during measurement period
Integrated RW2 (m/s)


Sun. 16/08, 13h (LT)
Forecast date: Sun. 16/08, 00h (UTC)
Speed function: U10_speed_Holthuijs_4
Deployment date: Sun. 16/08, 13h (UTC)
Distance to the coast (km)
Probability (%)
Number of balloons
Flight time (h)
Landing within 24h (D)
Landing within 48h (D)
Landing within 72h (D)
Landing within 120h (D)
No landing within 120h (D)
3% deployment position
HRES (No landing)

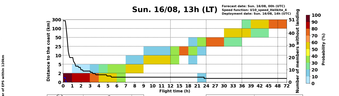
Sun. 16/08, 19h (LT)
Forecast date: Sun. 16/08, 00h (UTC)
Speed function: U10_speed_Holthuijs_4
Deployment date: Sun. 16/08, 19h (UTC)
Distance to the coast (km)
Probability (%)
Number of balloons
Flight time (h)
Landing within 24h (D)
Landing within 48h (D)
Landing within 72h (D)
Landing within 120h (D)
No landing within 120h (D)
3% deployment position
HRES (No landing)


Mon. 17/08, 01h (LT)
Forecast date: Sun. 16/08, 00h (UTC)
Speed function: U10_speed_Holthuijs_4
Deployment date: Mon. 17/08, 01h (UTC)
Distance to the coast (km)
Probability (%)
Number of balloons
Flight time (h)
Landing within 24h (D)
Landing within 48h (D)
Landing within 72h (D)
Landing within 120h (D)
No landing within 120h (D)
3% deployment position
HRES (No landing)

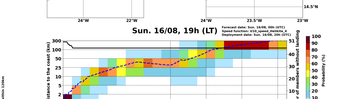
Mon. 17/08, 07h (LT)
Forecast date: Sun. 16/08, 00h (UTC)
Speed function: U10_speed_Holthuijs_4
Deployment date: Mon. 17/08, 07h (UTC)
Distance to the coast (km)
Probability (%)
Number of balloons
Flight time (h)
Landing within 24h (D)
Landing within 48h (D)
Landing within 72h (D)
Landing within 120h (D)
No landing within 120h (D)
3% deployment position
HRES (No landing)


Mon. 17/08, 13h (LT)
Forecast date: Sun. 16/08, 00h (UTC)
Speed function: U10_speed_Holthuijs_4
Deployment date: Mon. 17/08, 13h (UTC)
Distance to the coast (km)
Probability (%)
Number of balloons
Flight time (h)
Landing within 24h (D)
Landing within 48h (D)
Landing within 72h (D)
Landing within 120h (D)
No landing within 120h (D)
3% deployment position
HRES (No landing)

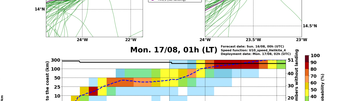
Mon. 17/08, 19h (LT)
Forecast date: Sun. 16/08, 00h (UTC)
Speed function: U10_speed_Holthuijs_4
Deployment date: Mon. 17/08, 19h (UTC)
Distance to the coast (km)
Probability (%)
Number of balloons
Flight time (h)
Landing within 24h (D)
Landing within 48h (D)
Landing within 72h (D)
Landing within 120h (D)
No landing within 120h (D)
3% deployment position
HRES (No landing)


Tue. 18/08, 01h (LT)
Forecast date: Sun. 16/08, 00h (UTC)
Speed function: U10_speed_Holthuijs_4
Deployment date: Tue. 18/08, 01h (UTC)
Distance to the coast (km)
Probability (%)
Number of balloons
Flight time (h)
Landing within 24h (D)
Landing within 48h (D)
Landing within 72h (D)
Landing within 120h (D)
No landing within 120h (D)
3% deployment position
HRES (No landing)


Tue. 18/08, 13h (LT)
Forecast date: Sun. 16/08, 00h (UTC)
Speed function: U10_speed_Holthuijs_4
Deployment date: Tue. 18/08, 13h (UTC)
Distance to the coast (km)
Probability (%)
Number of balloons
Flight time (h)
Landing within 24h (D)
Landing within 48h (D)
Landing within 72h (D)
Landing within 120h (D)
No landing within 120h (D)
3% deployment position
HRES (No landing)


Wed. 19/08, 01h (LT)
Forecast date: Sun. 16/08, 00h (UTC)
Speed function: U10_speed_Holthuijs_4
Deployment date: Wed. 19/08, 01h (UTC)
Distance to the coast (km)
Probability (%)
Number of balloons
Flight time (h)
Landing within 24h (D)
Landing within 48h (D)
Landing within 72h (D)
Landing within 120h (D)
No landing within 120h (D)
3% deployment position
HRES (No landing)


Wed. 19/08, 13h (LT)
Forecast date: Sun. 16/08, 00h (UTC)
Speed function: U10_speed_Holthuijs_4
Deployment date: Wed. 19/08, 13h (UTC)
Distance to the coast (km)
Probability (%)
Number of balloons
Flight time (h)
Landing within 24h (D)
Landing within 48h (D)
Landing within 72h (D)
Landing within 120h (D)
No landing within 120h (D)
3% deployment position
HRES (No landing)


Thu. 20/08, 01h (LT)
Forecast date: Sun. 16/08, 00h (UTC)
Speed function: U10_speed_Holthuijs_4
Deployment date: Thu. 20/08, 01h (UTC)
Distance to the coast (km)
Probability (%)
Number of balloons
Flight time (h)
Landing within 24h (D)
Landing within 48h (D)
Landing within 72h (D)
Landing within 120h (D)
No landing within 120h (D)
3% deployment position
HRES (No landing)


Fri. 21/08, 01h (LT)
Forecast date: Sun. 16/08, 00h (UTC)
Speed function: U10_speed_Holthuijs_4
Deployment date: Fri. 21/08, 01h (UTC)
Distance to the coast (km)
Probability (%)
Number of balloons
Flight time (h)
Landing within 24h (D)
Landing within 48h (D)
Landing within 72h (D)
Landing within 120h (D)
No landing within 120h (D)
3% deployment position
HRES (No landing)