
Forecast date: Sun. 23/08, 12h (UTC)
Station
Forecast Verification (VRR)
Data not available
Site: Capitani
Speed function: STZ_speed_fletcher_4
Method: Named cyclones (300km)
Intercept Time (h)
Measurement Time (h)
Percentage of all members
TC Central Pressure at intercept time (hPa)
Minimum TC pressure during measurement period (hPa)
Wind at launch time (m/s)
Minimum of pressure within 300km at intercept time (hPa)
Deepest minimum of pressure within 300km during measurement period
Integrated RW2 (m/s)


Forecast date: Sun. 23/08, 12h (UTC)
Station
Forecast Verification (VRR)
Data not available
Site: Capitani
Speed function: STZ_speed_fletcher_4
Method: Tracked (30/30km/h2)
Intercept Time (h)
Measurement Time (h)
Percentage of all members
Minimum of pressure within 300km at intercept time (hPa)
Deepest minimum of pressure within 300km during measurement period
Integrated RW2 (m/s)


Mon. 24/08, 01h (LT)
Maximum forecast trajectory duration: 10 days
Intercept distance: 300km
Intercept RW2 (RRS): 30km/h2
Intercept RW2 (WRS): 30km/h2
Site: Capitani
Forecast date: Sun. 23/08, 12h (UTC)
Speed function: STZ_speed_fletcher_4
Deployment date: Mon. 24/08, 01h (LT)
No interruption
Interruption from Named cyclone
Interruption from Tropical cyclone
Interruption from both
VRRS
Percentage of flying balloon within a TC as a function of flight time
Normal cyclone forecast - Number of EPs within 120km

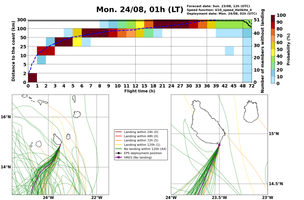
Mon. 24/08, 01h (LT)
Forecast date: Sun. 23/08, 12h (UTC)
Speed function: STZ_speed_fletcher_4
Deployment date: Mon. 24/08, 01h (LT)
Landing within 24h (0)
Landing within 48h (0)
Landing within 72h (0)
Landing within 120h (0)
No landing within 120h (48)
EPS deployment position
VRRS (No landing)
Distance to the coast (km)
Flight time (h)
Probability (%)
Number of landing locations

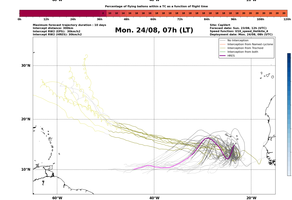
Mon. 24/08, 07h (LT)
Maximum forecast trajectory duration: 10 days
Intercept distance: 300km
Intercept RW2 (RRS): 30km/h2
Intercept RW2 (WRS): 30km/h2
Site: Capitani
Forecast date: Sun. 23/08, 12h (UTC)
Speed function: STZ_speed_fletcher_4
Deployment date: Mon. 24/08, 07h (LT)
No interruption
Interruption from Named cyclone
Interruption from Tropical cyclone
Interruption from both
VRRS
Percentage of flying balloon within a TC as a function of flight time
Normal cyclone forecast - Number of EPs within 120km

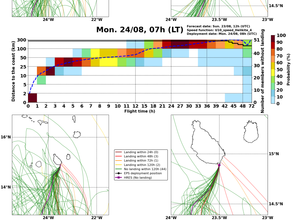
Mon. 24/08, 07h (LT)
Forecast date: Sun. 23/08, 12h (UTC)
Speed function: STZ_speed_fletcher_4
Deployment date: Mon. 24/08, 07h (LT)
Landing within 24h (0)
Landing within 48h (0)
Landing within 72h (0)
Landing within 120h (0)
No landing within 120h (48)
EPS deployment position
VRRS (No landing)
Distance to the coast (km)
Flight time (h)
Probability (%)
Number of landing locations

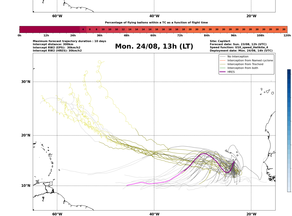
Mon. 24/08, 13h (LT)
Maximum forecast trajectory duration: 10 days
Intercept distance: 300km
Intercept RW2 (RRS): 30km/h2
Intercept RW2 (WRS): 30km/h2
Site: Capitani
Forecast date: Sun. 23/08, 12h (UTC)
Speed function: STZ_speed_fletcher_4
Deployment date: Mon. 24/08, 13h (LT)
No interruption
Interruption from Named cyclone
Interruption from Tropical cyclone
Interruption from both
VRRS
Percentage of flying balloon within a TC as a function of flight time
Normal cyclone forecast - Number of EPs within 120km

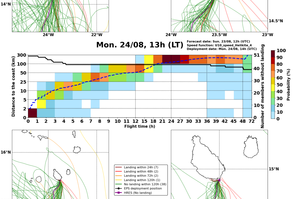
Mon. 24/08, 13h (LT)
Forecast date: Sun. 23/08, 12h (UTC)
Speed function: STZ_speed_fletcher_4
Deployment date: Mon. 24/08, 13h (LT)
Landing within 24h (5)
Landing within 48h (5)
Landing within 72h (5)
Landing within 120h (5)
No landing within 120h (38)
EPS deployment position
VRRS (No landing)
Distance to the coast (km)
Flight time (h)
Probability (%)
Number of landing locations

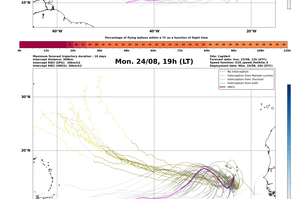
Mon. 24/08, 19h (LT)
Maximum forecast trajectory duration: 10 days
Intercept distance: 300km
Intercept RW2 (RRS): 30km/h2
Intercept RW2 (WRS): 30km/h2
Site: Capitani
Forecast date: Sun. 23/08, 12h (UTC)
Speed function: STZ_speed_fletcher_4
Deployment date: Mon. 24/08, 19h (LT)
No interruption
Interruption from Named cyclone
Interruption from Tropical cyclone
Interruption from both
VRRS
Percentage of flying balloon within a TC as a function of flight time
Normal cyclone forecast - Number of EPs within 120km

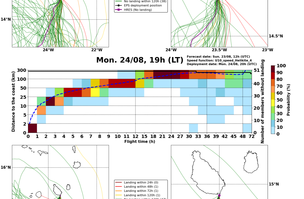
Mon. 24/08, 19h (LT)
Forecast date: Sun. 23/08, 12h (UTC)
Speed function: STZ_speed_fletcher_4
Deployment date: Mon. 24/08, 19h (LT)
Landing within 24h (0)
Landing within 48h (0)
Landing within 72h (0)
Landing within 120h (0)
No landing within 120h (48)
EPS deployment position
VRRS (No landing)
Distance to the coast (km)
Flight time (h)
Probability (%)
Number of landing locations

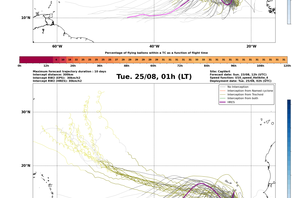
Tue. 25/08, 01h (LT)
Maximum forecast trajectory duration: 10 days
Intercept distance: 300km
Intercept RW2 (RRS): 30km/h2
Intercept RW2 (WRS): 30km/h2
Site: Capitani
Forecast date: Sun. 23/08, 12h (UTC)
Speed function: STZ_speed_fletcher_4
Deployment date: Tue. 25/08, 01h (LT)
No interruption
Interruption from Named cyclone
Interruption from Tropical cyclone
Interruption from both
VRRS
Percentage of flying balloon within a TC as a function of flight time
Normal cyclone forecast - Number of EPs within 120km


Tue. 25/08, 01h (LT)
Forecast date: Sun. 23/08, 12h (UTC)
Speed function: STZ_speed_fletcher_4
Deployment date: Tue. 25/08, 01h (LT)
Landing within 24h (0)
Landing within 48h (0)
Landing within 72h (0)
Landing within 120h (0)
No landing within 120h (48)
EPS deployment position
VRRS (No landing)
Distance to the coast (km)
Flight time (h)
Probability (%)
Number of landing locations

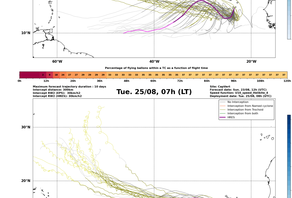
Tue. 25/08, 07h (LT)
Maximum forecast trajectory duration: 10 days
Intercept distance: 300km
Intercept RW2 (RRS): 30km/h2
Intercept RW2 (WRS): 30km/h2
Site: Capitani
Forecast date: Sun. 23/08, 12h (UTC)
Speed function: STZ_speed_fletcher_4
Deployment date: Tue. 25/08, 07h (LT)
No interruption
Interruption from Named cyclone
Interruption from Tropical cyclone
Interruption from both
VRRS
Percentage of flying balloon within a TC as a function of flight time
Normal cyclone forecast - Number of EPs within 120km

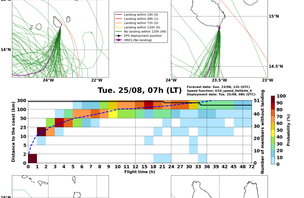
Tue. 25/08, 07h (LT)
Forecast date: Sun. 23/08, 12h (UTC)
Speed function: STZ_speed_fletcher_4
Deployment date: Tue. 25/08, 07h (LT)
Landing within 24h (0)
Landing within 48h (0)
Landing within 72h (0)
Landing within 120h (0)
No landing within 120h (48)
EPS deployment position
VRRS (No landing)
Distance to the coast (km)
Flight time (h)
Probability (%)
Number of landing locations

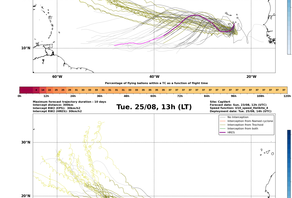
Tue. 25/08, 13h (LT)
Maximum forecast trajectory duration: 10 days
Intercept distance: 300km
Intercept RW2 (RRS): 30km/h2
Intercept RW2 (WRS): 30km/h2
Site: Capitani
Forecast date: Sun. 23/08, 12h (UTC)
Speed function: STZ_speed_fletcher_4
Deployment date: Tue. 25/08, 13h (LT)
No interruption
Interruption from Named cyclone
Interruption from Tropical cyclone
Interruption from both
VRRS
Percentage of flying balloon within a TC as a function of flight time
Normal cyclone forecast - Number of EPs within 120km


Tue. 25/08, 13h (LT)
Forecast date: Sun. 23/08, 12h (UTC)
Speed function: STZ_speed_fletcher_4
Deployment date: Tue. 25/08, 13h (LT)
Landing within 24h (0)
Landing within 48h (0)
Landing within 72h (0)
Landing within 120h (0)
No landing within 120h (48)
EPS deployment position
VRRS (No landing)
Distance to the coast (km)
Flight time (h)
Probability (%)
Number of landing locations

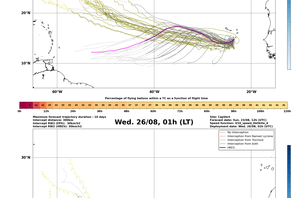
Wed. 26/08, 01h (LT)
Maximum forecast trajectory duration: 10 days
Intercept distance: 300km
Intercept RW2 (RRS): 30km/h2
Intercept RW2 (WRS): 30km/h2
Site: Capitani
Forecast date: Sun. 23/08, 12h (UTC)
Speed function: STZ_speed_fletcher_4
Deployment date: Wed. 26/08, 01h (LT)
No interruption
Interruption from Named cyclone
Interruption from Tropical cyclone
Interruption from both
VRRS
Percentage of flying balloon within a TC as a function of flight time
Normal cyclone forecast - Number of EPs within 120km

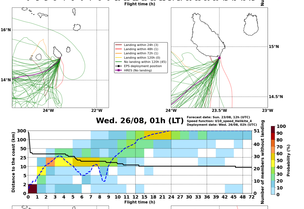
Wed. 26/08, 01h (LT)
Forecast date: Sun. 23/08, 12h (UTC)
Speed function: STZ_speed_fletcher_4
Deployment date: Wed. 26/08, 01h (LT)
Landing within 24h (17)
Landing within 48h (0)
Landing within 72h (0)
Landing within 120h (0)
No landing within 120h (22)
EPS deployment position
VRRS (No landing)
Distance to the coast (km)
Flight time (h)
Probability (%)
Number of landing locations

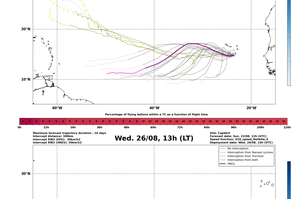
Wed. 26/08, 13h (LT)
Maximum forecast trajectory duration: 10 days
Intercept distance: 300km
Intercept RW2 (RRS): 30km/h2
Intercept RW2 (WRS): 30km/h2
Site: Capitani
Forecast date: Sun. 23/08, 12h (UTC)
Speed function: STZ_speed_fletcher_4
Deployment date: Wed. 26/08, 13h (LT)
No interruption
Interruption from Named cyclone
Interruption from Tropical cyclone
Interruption from both
VRRS
Percentage of flying balloon within a TC as a function of flight time
Normal cyclone forecast - Number of EPs within 120km

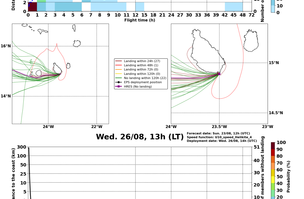
Wed. 26/08, 13h (LT)
Forecast date: Sun. 23/08, 12h (UTC)
Speed function: STZ_speed_fletcher_4
Deployment date: Wed. 26/08, 13h (LT)
Landing within 24h (0)
Landing within 48h (0)
Landing within 72h (0)
Landing within 120h (0)
No landing within 120h (48)
EPS deployment position
VRRS (No landing)
Distance to the coast (km)
Flight time (h)
Probability (%)
Number of landing locations

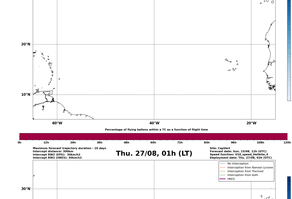
Thu. 27/08, 01h (LT)
Maximum forecast trajectory duration: 10 days
Intercept distance: 300km
Intercept RW2 (RRS): 30km/h2
Intercept RW2 (WRS): 30km/h2
Site: Capitani
Forecast date: Sun. 23/08, 12h (UTC)
Speed function: STZ_speed_fletcher_4
Deployment date: Thu. 27/08, 01h (LT)
No interruption
Interruption from Named cyclone
Interruption from Tropical cyclone
Interruption from both
VRRS
Percentage of flying balloon within a TC as a function of flight time
Normal cyclone forecast - Number of EPs within 120km

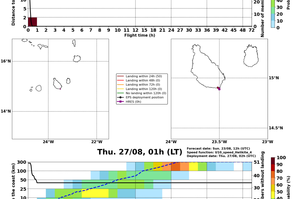
Thu. 27/08, 01h (LT)
Forecast date: Sun. 23/08, 12h (UTC)
Speed function: STZ_speed_fletcher_4
Deployment date: Thu. 27/08, 01h (LT)
Landing within 24h (16)
Landing within 48h (0)
Landing within 72h (0)
Landing within 120h (0)
No landing within 120h (32)
EPS deployment position
VRRS (No landing)
Distance to the coast (km)
Flight time (h)
Probability (%)
Number of landing locations

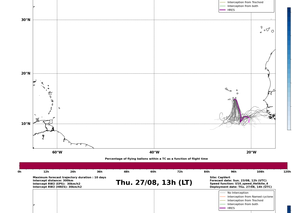
Thu. 27/08, 13h (LT)
Maximum forecast trajectory duration: 10 days
Intercept distance: 300km
Intercept RW2 (RRS): 30km/h2
Intercept RW2 (WRS): 30km/h2
Site: Capitani
Forecast date: Sun. 23/08, 12h (UTC)
Speed function: STZ_speed_fletcher_4
Deployment date: Thu. 27/08, 13h (LT)
No interruption
Interruption from Named cyclone
Interruption from Tropical cyclone
Interruption from both
VRRS
Percentage of flying balloon within a TC as a function of flight time
Normal cyclone forecast - Number of EPs within 120km

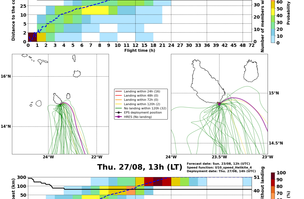
Thu. 27/08, 13h (LT)
Forecast date: Sun. 23/08, 12h (UTC)
Speed function: STZ_speed_fletcher_4
Deployment date: Thu. 27/08, 13h (LT)
Landing within 24h (0)
Landing within 48h (0)
Landing within 72h (0)
Landing within 120h (0)
No landing within 120h (48)
EPS deployment position
VRRS (No landing)
Distance to the coast (km)
Flight time (h)
Probability (%)
Number of landing locations

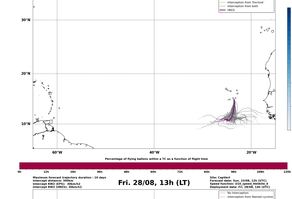
Fri. 28/08, 13h (LT)
Maximum forecast trajectory duration: 10 days
Intercept distance: 300km
Intercept RW2 (RRS): 30km/h2
Intercept RW2 (WRS): 30km/h2
Site: Capitani
Forecast date: Sun. 23/08, 12h (UTC)
Speed function: STZ_speed_fletcher_4
Deployment date: Fri. 28/08, 13h (LT)
No interruption
Interruption from Named cyclone
Interruption from Tropical cyclone
Interruption from both
VRRS
Percentage of flying balloon within a TC as a function of flight time
Normal cyclone forecast - Number of EPs within 120km

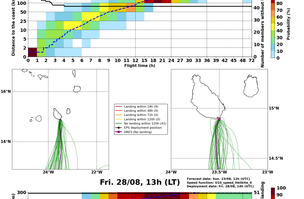
Fri. 28/08, 13h (LT)
Forecast date: Sun. 23/08, 12h (UTC)
Speed function: STZ_speed_fletcher_4
Deployment date: Fri. 28/08, 13h (LT)
Landing within 24h (0)
Landing within 48h (0)
Landing within 72h (0)
Landing within 120h (0)
No landing within 120h (48)
EPS deployment position
VRRS (No landing)
Distance to the coast (km)
Flight time (h)
Probability (%)
Number of landing locations