
Forecast date: Tue. 08/09, 00h (UTC)
Stations
Stations with forecast CAPE>0
Data not available
Site: Capitani
Speed function: U10_speed_Holthuijs_4
Method: Normal cyclones (300km)
Intercept Time (h)
Measurement Time (h)
Percentage of all members
Deployment date (local)
Deployment date (UT)
TC Central Pressure at intercept time (hPa)
Minimum TC pressure during measurement period (hPa)
Wind at launch time (m/s)
Minimum of pressure within 300km at intercept time (hPa)
Deepest minimum of pressure within 300km during measurement period
Integrated RW2 (m/s)

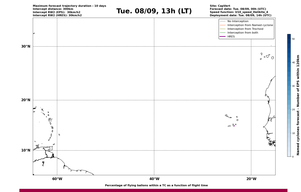
Tue. 08/09, 13h (LT)
Maximum forecast trajectory duration: 72 days
Intercept distance: 300km
Intercept RW2 (UPD): 30km/h
Intercept RW2 (DWD): 30km/h
Site: Capitani
Forecast date: Tue. 08/09, 00h (UTC)
Speed function: U10_speed_Holthuijs_4
Deployment date: Tue. 08/09, 13h (UTC)
No interception
Interception from Normal cyclone
Interception from Tornado
Interception from both
UPD
Normal cyclone forecast - Number of EPs within 1,000km
Percentage of flying balloon within a TC as a function of flight time

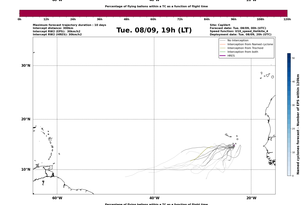
Tue. 08/09, 19h (LT)
Maximum forecast trajectory duration: 72 days
Intercept distance: 300km
Intercept RW2 (UPD): 30km/h
Intercept RW2 (DWD): 30km/h
Site: Capitani
Forecast date: Tue. 08/09, 00h (UTC)
Speed function: U10_speed_Holthuijs_4
Deployment date: Tue. 08/09, 19h (UTC)
No interception
Interception from Normal cyclone
Interception from Tornado
Interception from both
UPD
Normal cyclone forecast - Number of EPs within 1,000km
Percentage of flying balloon within a TC as a function of flight time


Wed. 09/09, 01h (LT)
Maximum forecast trajectory duration: 72 days
Intercept distance: 300km
Intercept RW2 (UPD): 30km/h
Intercept RW2 (DWD): 30km/h
Site: Capitani
Forecast date: Tue. 08/09, 00h (UTC)
Speed function: U10_speed_Holthuijs_4
Deployment date: Wed. 09/09, 01h (UTC)
No interception
Interception from Normal cyclone
Interception from Tornado
Interception from both
UPD
Normal cyclone forecast - Number of EPs within 1,000km
Percentage of flying balloon within a TC as a function of flight time

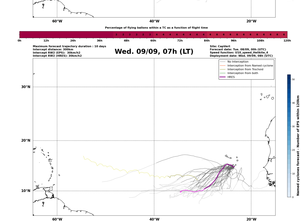
Wed. 09/09, 07h (LT)
Maximum forecast trajectory duration: 72 days
Intercept distance: 300km
Intercept RW2 (UPD): 30km/h
Intercept RW2 (DWD): 30km/h
Site: Capitani
Forecast date: Tue. 08/09, 00h (UTC)
Speed function: U10_speed_Holthuijs_4
Deployment date: Wed. 09/09, 07h (UTC)
No interception
Interception from Normal cyclone
Interception from Tornado
Interception from both
UPD
Normal cyclone forecast - Number of EPs within 1,000km
Percentage of flying balloon within a TC as a function of flight time

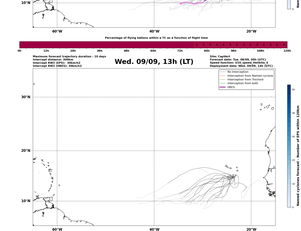
Wed. 09/09, 13h (LT)
Maximum forecast trajectory duration: 72 days
Intercept distance: 300km
Intercept RW2 (UPD): 30km/h
Intercept RW2 (DWD): 30km/h
Site: Capitani
Forecast date: Tue. 08/09, 00h (UTC)
Speed function: U10_speed_Holthuijs_4
Deployment date: Wed. 09/09, 13h (UTC)
No interception
Interception from Normal cyclone
Interception from Tornado
Interception from both
UPD
Normal cyclone forecast - Number of EPs within 1,000km
Percentage of flying balloon within a TC as a function of flight time

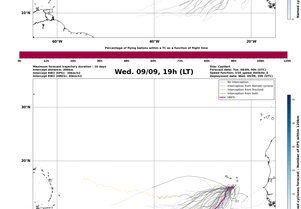
Wed. 09/09, 19h (LT)
Maximum forecast trajectory duration: 72 days
Intercept distance: 300km
Intercept RW2 (UPD): 30km/h
Intercept RW2 (DWD): 30km/h
Site: Capitani
Forecast date: Tue. 08/09, 00h (UTC)
Speed function: U10_speed_Holthuijs_4
Deployment date: Wed. 09/09, 19h (UTC)
No interception
Interception from Normal cyclone
Interception from Tornado
Interception from both
UPD
Normal cyclone forecast - Number of EPs within 1,000km
Percentage of flying balloon within a TC as a function of flight time

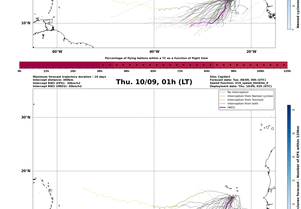
Thu. 10/09, 01h (LT)
Maximum forecast trajectory duration: 72 days
Intercept distance: 300km
Intercept RW2 (UPD): 30km/h
Intercept RW2 (DWD): 30km/h
Site: Capitani
Forecast date: Tue. 08/09, 00h (UTC)
Speed function: U10_speed_Holthuijs_4
Deployment date: Thu. 10/09, 01h (UTC)
No interception
Interception from Normal cyclone
Interception from Tornado
Interception from both
UPD
Normal cyclone forecast - Number of EPs within 1,000km
Percentage of flying balloon within a TC as a function of flight time

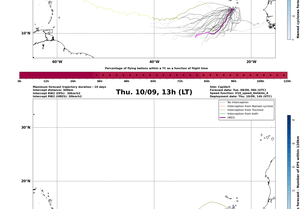
Thu. 10/09, 13h (LT)
Maximum forecast trajectory duration: 72 days
Intercept distance: 300km
Intercept RW2 (UPD): 30km/h
Intercept RW2 (DWD): 30km/h
Site: Capitani
Forecast date: Tue. 08/09, 00h (UTC)
Speed function: U10_speed_Holthuijs_4
Deployment date: Thu. 10/09, 13h (UTC)
No interception
Interception from Normal cyclone
Interception from Tornado
Interception from both
UPD
Normal cyclone forecast - Number of EPs within 1,000km
Percentage of flying balloon within a TC as a function of flight time


Fri. 11/09, 01h (LT)
Maximum forecast trajectory duration: 72 days
Intercept distance: 300km
Intercept RW2 (UPD): 30km/h
Intercept RW2 (DWD): 30km/h
Site: Capitani
Forecast date: Tue. 08/09, 00h (UTC)
Speed function: U10_speed_Holthuijs_4
Deployment date: Fri. 11/09, 01h (UTC)
No interception
Interception from Normal cyclone
Interception from Tornado
Interception from both
UPD
Normal cyclone forecast - Number of EPs within 1,000km
Percentage of flying balloon within a TC as a function of flight time

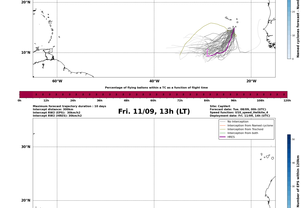
Fri. 11/09, 13h (LT)
Maximum forecast trajectory duration: 72 days
Intercept distance: 300km
Intercept RW2 (UPD): 30km/h
Intercept RW2 (DWD): 30km/h
Site: Capitani
Forecast date: Tue. 08/09, 00h (UTC)
Speed function: U10_speed_Holthuijs_4
Deployment date: Fri. 11/09, 13h (UTC)
No interception
Interception from Normal cyclone
Interception from Tornado
Interception from both
UPD
Normal cyclone forecast - Number of EPs within 1,000km
Percentage of flying balloon within a TC as a function of flight time


Sat. 12/09, 01h (LT)
Maximum forecast trajectory duration: 72 days
Intercept distance: 300km
Intercept RW2 (UPD): 30km/h
Intercept RW2 (DWD): 30km/h
Site: Capitani
Forecast date: Tue. 08/09, 00h (UTC)
Speed function: U10_speed_Holthuijs_4
Deployment date: Sat. 12/09, 01h (UTC)
No interception
Interception from Normal cyclone
Interception from Tornado
Interception from both
UPD
Normal cyclone forecast - Number of EPs within 1,000km
Percentage of flying balloon within a TC as a function of flight time


Sun. 13/09, 01h (LT)
Maximum forecast trajectory duration: 72 days
Intercept distance: 300km
Intercept RW2 (UPD): 30km/h
Intercept RW2 (DWD): 30km/h
Site: Capitani
Forecast date: Tue. 08/09, 00h (UTC)
Speed function: U10_speed_Holthuijs_4
Deployment date: Sun. 13/09, 01h (UTC)
No interception
Interception from Normal cyclone
Interception from Tornado
Interception from both
UPD
Normal cyclone forecast - Number of EPs within 1,000km
Percentage of flying balloon within a TC as a function of flight time

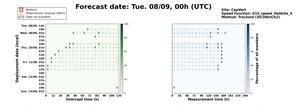
Forecast date: Tue. 08/09, 00h (UTC)
Stations
Stations with forecast CAPE>0
Data not available
Site: Capitani
Speed function: U10_speed_Holthuijs_4
Method: Tracked (30-50km/h)
Intercept Time (h)
Measurement Time (h)
Percentage of all members
Deployment date (local)
Deployment date (UT)
Minimum of pressure within 300km at intercept time (hPa)
Deepest minimum of pressure within 300km during measurement period
Integrated RW2 (m/s)

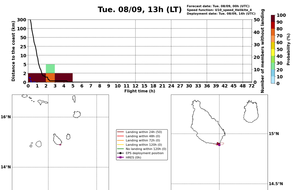
Tue. 08/09, 13h (LT)
Forecast date: Tue. 08/09, 00h (UTC)
Speed function: U10_speed_Holthuijs_4
Deployment date: Tue. 08/09, 13h (UTC)
Distance to the coast (km)
Flight time (h)
Probability (%)
Number of trajectories
Landing within 24h (32)
Landing within 48h (0)
Landing within 72h (0)
No landing within 120h (0)
EP1 deployment position
UPD1 (0h)

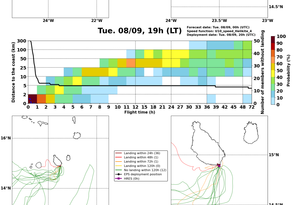
Tue. 08/09, 19h (LT)
Forecast date: Tue. 08/09, 00h (UTC)
Speed function: U10_speed_Holthuijs_4
Deployment date: Tue. 08/09, 19h (UTC)
Distance to the coast (km)
Flight time (h)
Probability (%)
Number of trajectories
Landing within 24h (36)
Landing within 48h (0)
Landing within 72h (0)
No landing within 120h (0)
EP1 deployment position
UPD1 (0h)

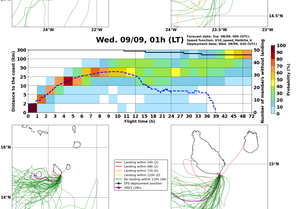
Wed. 09/09, 01h (LT)
Forecast date: Tue. 08/09, 00h (UTC)
Speed function: U10_speed_Holthuijs_4
Deployment date: Wed. 09/09, 01h (UTC)
Distance to the coast (km)
Flight time (h)
Probability (%)
Number of trajectories
Landing within 24h (32)
Landing within 48h (0)
Landing within 72h (0)
No landing within 120h (0)
EP1 deployment position
UPD1 (0h)

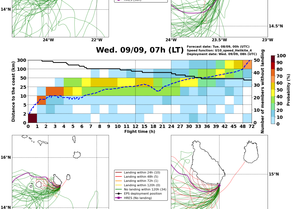
Wed. 09/09, 07h (LT)
Forecast date: Tue. 08/09, 00h (UTC)
Speed function: U10_speed_Holthuijs_4
Deployment date: Wed. 09/09, 07h (UTC)
Distance to the coast (km)
Flight time (h)
Probability (%)
Number of trajectories
Landing within 24h (32)
Landing within 48h (0)
Landing within 72h (0)
No landing within 120h (0)
EP1 deployment position
UPD1 (0h)

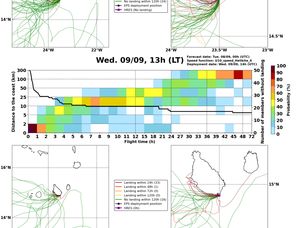
Wed. 09/09, 13h (LT)
Forecast date: Tue. 08/09, 00h (UTC)
Speed function: U10_speed_Holthuijs_4
Deployment date: Wed. 09/09, 13h (UTC)
Distance to the coast (km)
Flight time (h)
Probability (%)
Number of trajectories
Landing within 24h (32)
Landing within 48h (0)
Landing within 72h (0)
No landing within 120h (0)
EP1 deployment position
UPD1 (0h)

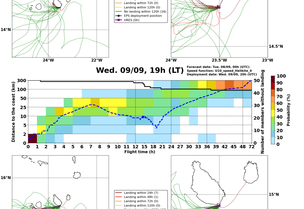
Wed. 09/09, 19h (LT)
Forecast date: Tue. 08/09, 00h (UTC)
Speed function: U10_speed_Holthuijs_4
Deployment date: Wed. 09/09, 19h (UTC)
Distance to the coast (km)
Flight time (h)
Probability (%)
Number of trajectories
Landing within 24h (32)
Landing within 48h (0)
Landing within 72h (0)
No landing within 120h (0)
EP1 deployment position
UPD1 (0h)

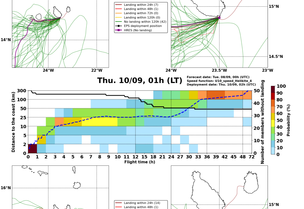
Thu. 10/09, 01h (LT)
Forecast date: Tue. 08/09, 00h (UTC)
Speed function: U10_speed_Holthuijs_4
Deployment date: Thu. 10/09, 01h (UTC)
Distance to the coast (km)
Flight time (h)
Probability (%)
Number of trajectories
Landing within 24h (32)
Landing within 48h (0)
Landing within 72h (0)
No landing within 120h (0)
EP1 deployment position
UPD1 (0h)

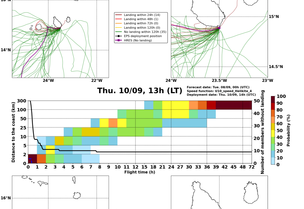
Thu. 10/09, 13h (LT)
Forecast date: Tue. 08/09, 00h (UTC)
Speed function: U10_speed_Holthuijs_4
Deployment date: Thu. 10/09, 13h (UTC)
Distance to the coast (km)
Flight time (h)
Probability (%)
Number of trajectories
Landing within 24h (40)
Landing within 48h (0)
Landing within 72h (0)
No landing within 120h (0)
EP1 deployment position
UPD1 (0h)


Fri. 11/09, 01h (LT)
Forecast date: Tue. 08/09, 00h (UTC)
Speed function: U10_speed_Holthuijs_4
Deployment date: Fri. 11/09, 01h (UTC)
Distance to the coast (km)
Flight time (h)
Probability (%)
Number of trajectories
Landing within 24h (32)
Landing within 48h (0)
Landing within 72h (0)
No landing within 120h (0)
EP1 deployment position
UPD1 (0h)

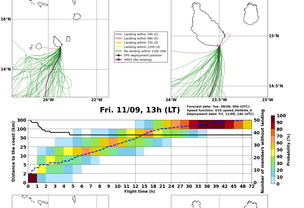
Fri. 11/09, 13h (LT)
Forecast date: Tue. 08/09, 00h (UTC)
Speed function: U10_speed_Holthuijs_4
Deployment date: Fri. 11/09, 13h (UTC)
Distance to the coast (km)
Flight time (h)
Probability (%)
Number of trajectories
Landing within 24h (32)
Landing within 48h (0)
Landing within 72h (0)
No landing within 120h (0)
EP1 deployment position
UPD1 (0h)

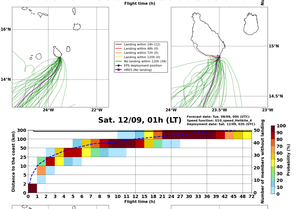
Sat. 12/09, 01h (LT)
Forecast date: Tue. 08/09, 00h (UTC)
Speed function: U10_speed_Holthuijs_4
Deployment date: Sat. 12/09, 01h (UTC)
Distance to the coast (km)
Flight time (h)
Probability (%)
Number of trajectories
Landing within 24h (32)
Landing within 48h (0)
Landing within 72h (0)
No landing within 120h (0)
EP1 deployment position
UPD1 (0h)

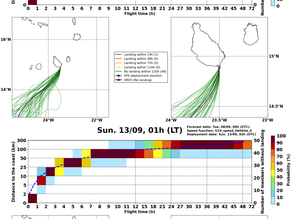
Sun. 13/09, 01h (LT)
Forecast date: Tue. 08/09, 00h (UTC)
Speed function: U10_speed_Holthuijs_4
Deployment date: Sun. 13/09, 01h (UTC)
Distance to the coast (km)
Flight time (h)
Probability (%)
Number of trajectories
Landing within 24h (0)
Landing within 48h (0)
Landing within 72h (0)
No landing within 120h (32)
EP1 deployment position
UPD1 (0h)