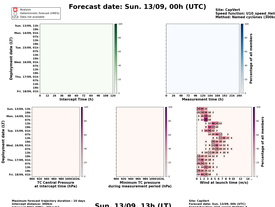
Forecast date: Sun. 13/09, 00h (UTC)
Site: Capitani
Speed function: STZ speed_Hellmann_4
Method: Normal cyclones (300km)
Interval: 6h
Interval duration: 300km
Deployment date: Tue. 15/09, 18h (UTC)
Intercept Time (h)
Measurement Time (h)
Percentage of all members
TC Central Pressure at intercept time (hPa)
Minimum TC pressure during measurement period (hPa)
Wind at launch time (m/s)

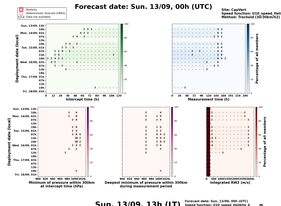
Forecast date: Sun. 13/09, 00h (UTC)
Site: Capitani
Speed function: STZ speed_Hellmann_4
Method: Tracked (30/30km/h)
Intercept Time (h)
Measurement Time (h)
Percentage of all members
Minimum of pressure within 300km at intercept time (hPa)
Deepest minimum of pressure within 300km during measurement period
Integrated RW2 (m/s)

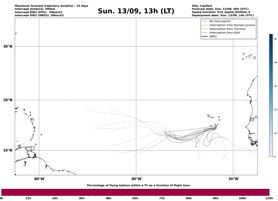
Sun. 13/09, 13h (LT)
Maximum forecast trajectory duration: 24 days
Interval duration: 300km
Interval RW2 (AVG): 18m/s
Interval RW2 (MAX): 38m/s
Site: Capitani
Forecast date: Sun. 13/09, 00h (UTC)
Speed function: STZ speed_Hellmann_4
Deployment date: Tue. 15/09, 18h (UTC)
No interruption
Interruption from Named cyclone
Interruption from Tropical cyclone
Interruption from both
AVG
Percentage of flying before within a TC as a function of flight time
Normal cyclones forecast - Number of GFs within 150km

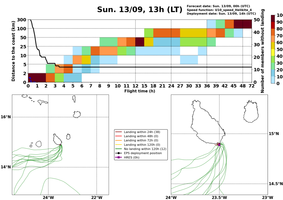
Sun. 13/09, 13h (LT)
Forecast date: Sun. 13/09, 00h (UTC)
Speed function: STZ speed_Hellmann_4
Deployment date: Tue. 15/09, 18h (UTC)
Distance to the coast (km)
Flight time (h)
Probability (%)
Number of trajectories
Landing within 24h (78)
Landing within 48h (0)
Landing within 72h (0)
Landing within 120h (0)
No landing within 120h (42)
1% deployment position
AVG (0h)


Sun. 13/09, 19h (LT)
Maximum forecast trajectory duration: 24 days
Interval duration: 300km
Interval RW2 (AVG): 18m/s
Interval RW2 (MAX): 38m/s
Site: Capitani
Forecast date: Sun. 13/09, 00h (UTC)
Speed function: STZ speed_Hellmann_4
Deployment date: Tue. 15/09, 18h (UTC)
No interruption
Interruption from Named cyclone
Interruption from Tropical cyclone
Interruption from both
AVG
Percentage of flying before within a TC as a function of flight time
Normal cyclones forecast - Number of GFs within 150km

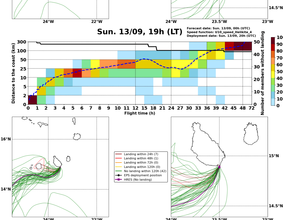
Sun. 13/09, 19h (LT)
Forecast date: Sun. 13/09, 00h (UTC)
Speed function: STZ speed_Hellmann_4
Deployment date: Tue. 15/09, 18h (UTC)
Distance to the coast (km)
Flight time (h)
Probability (%)
Number of trajectories
Landing within 24h (75)
Landing within 48h (0)
Landing within 72h (0)
Landing within 120h (0)
No landing within 120h (42)
1% deployment position
AVG (0h)

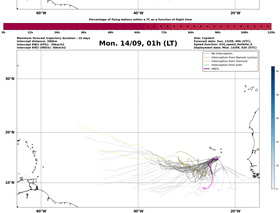
Mon. 14/09, 01h (LT)
Maximum forecast trajectory duration: 24 days
Interval duration: 300km
Interval RW2 (AVG): 18m/s
Interval RW2 (MAX): 38m/s
Site: Capitani
Forecast date: Sun. 13/09, 00h (UTC)
Speed function: STZ speed_Hellmann_4
Deployment date: Wed. 16/09, 06h (UTC)
No interruption
Interruption from Named cyclone
Interruption from Tropical cyclone
Interruption from both
AVG
Percentage of flying before within a TC as a function of flight time
Normal cyclones forecast - Number of GFs within 150km

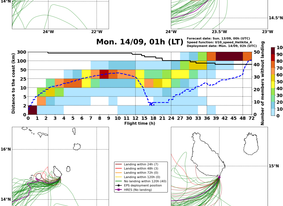
Mon. 14/09, 01h (LT)
Forecast date: Sun. 13/09, 00h (UTC)
Speed function: STZ speed_Hellmann_4
Deployment date: Wed. 16/09, 06h (UTC)
Distance to the coast (km)
Flight time (h)
Probability (%)
Number of trajectories
Landing within 24h (75)
Landing within 48h (0)
Landing within 72h (0)
Landing within 120h (0)
No landing within 120h (42)
1% deployment position
AVG (No landing)

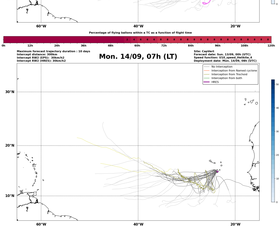
Mon. 14/09, 07h (LT)
Maximum forecast trajectory duration: 24 days
Interval duration: 300km
Interval RW2 (AVG): 18m/s
Interval RW2 (MAX): 38m/s
Site: Capitani
Forecast date: Sun. 13/09, 00h (UTC)
Speed function: STZ speed_Hellmann_4
Deployment date: Wed. 16/09, 12h (UTC)
No interruption
Interruption from Named cyclone
Interruption from Tropical cyclone
Interruption from both
AVG
Percentage of flying before within a TC as a function of flight time
Normal cyclones forecast - Number of GFs within 150km

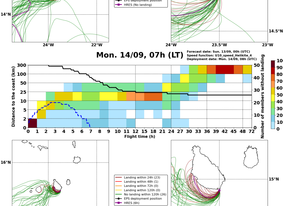
Mon. 14/09, 07h (LT)
Forecast date: Sun. 13/09, 00h (UTC)
Speed function: STZ speed_Hellmann_4
Deployment date: Wed. 16/09, 12h (UTC)
Distance to the coast (km)
Flight time (h)
Probability (%)
Number of trajectories
Landing within 24h (72)
Landing within 48h (0)
Landing within 72h (0)
Landing within 120h (0)
No landing within 120h (42)
1% deployment position
AVG (0h)

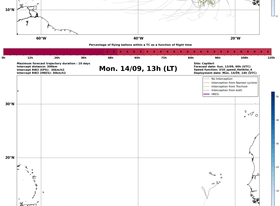
Mon. 14/09, 13h (LT)
Maximum forecast trajectory duration: 24 days
Interval duration: 300km
Interval RW2 (AVG): 18m/s
Interval RW2 (MAX): 38m/s
Site: Capitani
Forecast date: Sun. 13/09, 00h (UTC)
Speed function: STZ speed_Hellmann_4
Deployment date: Wed. 16/09, 18h (UTC)
No interruption
Interruption from Named cyclone
Interruption from Tropical cyclone
Interruption from both
AVG
Percentage of flying before within a TC as a function of flight time
Normal cyclones forecast - Number of GFs within 150km

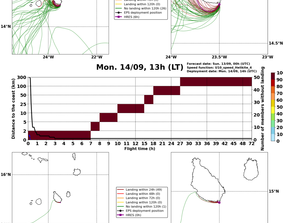
Mon. 14/09, 13h (LT)
Forecast date: Sun. 13/09, 00h (UTC)
Speed function: STZ speed_Hellmann_4
Deployment date: Wed. 16/09, 18h (UTC)
Distance to the coast (km)
Flight time (h)
Probability (%)
Number of trajectories
Landing within 24h (68)
Landing within 48h (0)
Landing within 72h (0)
Landing within 120h (0)
No landing within 120h (42)
1% deployment position
AVG (0h)

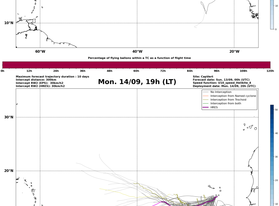
Mon. 14/09, 19h (LT)
Maximum forecast trajectory duration: 24 days
Interval duration: 300km
Interval RW2 (AVG): 18m/s
Interval RW2 (MAX): 38m/s
Site: Capitani
Forecast date: Sun. 13/09, 00h (UTC)
Speed function: STZ speed_Hellmann_4
Deployment date: Mon. 18/09, 18h (UTC)
No interruption
Interruption from Named cyclone
Interruption from Tropical cyclone
Interruption from both
AVG
Percentage of flying before within a TC as a function of flight time
Normal cyclones forecast - Number of GFs within 150km

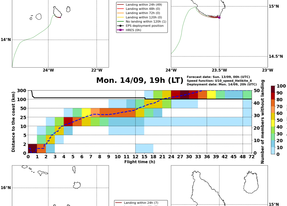
Mon. 14/09, 19h (LT)
Forecast date: Sun. 13/09, 00h (UTC)
Speed function: STZ speed_Hellmann_4
Deployment date: Mon. 18/09, 18h (UTC)
Distance to the coast (km)
Flight time (h)
Probability (%)
Number of trajectories
Landing within 24h (75)
Landing within 48h (0)
Landing within 72h (0)
Landing within 120h (0)
No landing within 120h (42)
1% deployment position
AVG (No landing)

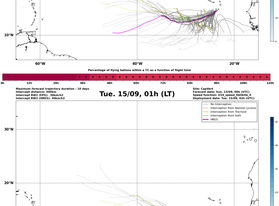
Tue. 15/09, 01h (LT)
Maximum forecast trajectory duration: 24 days
Interval duration: 300km
Interval RW2 (AVG): 18m/s
Interval RW2 (MAX): 38m/s
Site: Capitani
Forecast date: Sun. 13/09, 00h (UTC)
Speed function: STZ speed_Hellmann_4
Deployment date: Mon. 18/09, 18h (UTC)
No interruption
Interruption from Named cyclone
Interruption from Tropical cyclone
Interruption from both
AVG
Percentage of flying before within a TC as a function of flight time
Normal cyclones forecast - Number of GFs within 150km

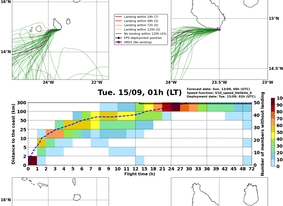
Tue. 15/09, 01h (LT)
Forecast date: Sun. 13/09, 00h (UTC)
Speed function: STZ speed_Hellmann_4
Deployment date: Mon. 18/09, 18h (UTC)
Distance to the coast (km)
Flight time (h)
Probability (%)
Number of trajectories
Landing within 24h (0)
Landing within 48h (0)
Landing within 72h (0)
Landing within 120h (0)
No landing within 120h (48)
1% deployment position
AVG (No landing)


Tue. 15/09, 13h (LT)
Maximum forecast trajectory duration: 24 days
Interval duration: 300km
Interval RW2 (AVG): 18m/s
Interval RW2 (MAX): 38m/s
Site: Capitani
Forecast date: Sun. 13/09, 00h (UTC)
Speed function: STZ speed_Hellmann_4
Deployment date: Tue. 15/09, 18h (UTC)
No interruption
Interruption from Named cyclone
Interruption from Tropical cyclone
Interruption from both
AVG
Percentage of flying before within a TC as a function of flight time
Normal cyclones forecast - Number of GFs within 150km

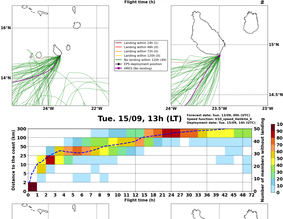
Tue. 15/09, 13h (LT)
Forecast date: Sun. 13/09, 00h (UTC)
Speed function: STZ speed_Hellmann_4
Deployment date: Tue. 15/09, 18h (UTC)
Distance to the coast (km)
Flight time (h)
Probability (%)
Number of trajectories
Landing within 24h (0)
Landing within 48h (0)
Landing within 72h (0)
Landing within 120h (0)
No landing within 120h (48)
1% deployment position
AVG (No landing)

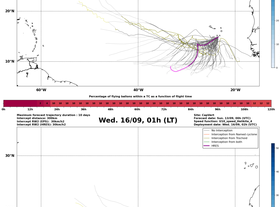
Wed. 16/09, 01h (LT)
Maximum forecast trajectory duration: 24 days
Interval duration: 300km
Interval RW2 (AVG): 18m/s
Interval RW2 (MAX): 38m/s
Site: Capitani
Forecast date: Sun. 13/09, 00h (UTC)
Speed function: STZ speed_Hellmann_4
Deployment date: Wed. 19/09, 12h (UTC)
No interruption
Interruption from Named cyclone
Interruption from Tropical cyclone
Interruption from both
AVG
Percentage of flying before within a TC as a function of flight time
Normal cyclones forecast - Number of GFs within 150km

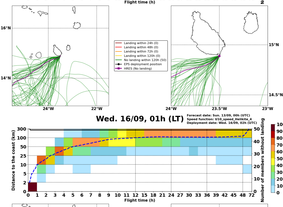
Wed. 16/09, 01h (LT)
Forecast date: Sun. 13/09, 00h (UTC)
Speed function: STZ speed_Hellmann_4
Deployment date: Wed. 19/09, 12h (UTC)
Distance to the coast (km)
Flight time (h)
Probability (%)
Number of trajectories
Landing within 24h (0)
Landing within 48h (0)
Landing within 72h (0)
Landing within 120h (0)
No landing within 120h (48)
1% deployment position
AVG (No landing)


Wed. 16/09, 13h (LT)
Maximum forecast trajectory duration: 24 days
Interval duration: 300km
Interval RW2 (AVG): 18m/s
Interval RW2 (MAX): 38m/s
Site: Capitani
Forecast date: Sun. 13/09, 00h (UTC)
Speed function: STZ speed_Hellmann_4
Deployment date: Wed. 19/09, 18h (UTC)
No interruption
Interruption from Named cyclone
Interruption from Tropical cyclone
Interruption from both
AVG
Percentage of flying before within a TC as a function of flight time
Normal cyclones forecast - Number of GFs within 150km

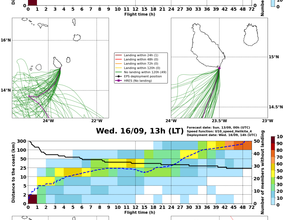
Wed. 16/09, 13h (LT)
Forecast date: Sun. 13/09, 00h (UTC)
Speed function: STZ speed_Hellmann_4
Deployment date: Wed. 19/09, 18h (UTC)
Distance to the coast (km)
Flight time (h)
Probability (%)
Number of trajectories
Landing within 24h (0)
Landing within 48h (0)
Landing within 72h (0)
Landing within 120h (0)
No landing within 120h (48)
1% deployment position
AVG (No landing)

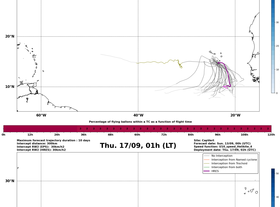
Thu. 17/09, 01h (LT)
Maximum forecast trajectory duration: 24 days
Interval duration: 300km
Interval RW2 (AVG): 18m/s
Interval RW2 (MAX): 38m/s
Site: Capitani
Forecast date: Sun. 13/09, 00h (UTC)
Speed function: STZ speed_Hellmann_4
Deployment date: Thu. 19/09, 06h (UTC)
No interruption
Interruption from Named cyclone
Interruption from Tropical cyclone
Interruption from both
AVG
Percentage of flying before within a TC as a function of flight time
Normal cyclones forecast - Number of GFs within 150km

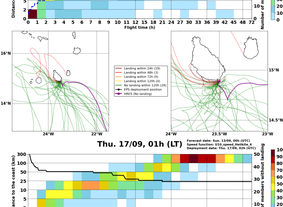
Thu. 17/09, 01h (LT)
Forecast date: Sun. 13/09, 00h (UTC)
Speed function: STZ speed_Hellmann_4
Deployment date: Thu. 19/09, 06h (UTC)
Distance to the coast (km)
Flight time (h)
Probability (%)
Number of trajectories
Landing within 24h (12)
Landing within 48h (0)
Landing within 72h (0)
Landing within 120h (0)
No landing within 120h (48)
1% deployment position
AVG (0h)

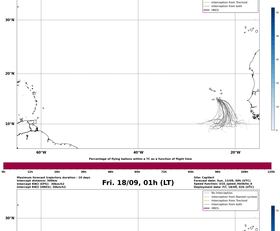
Fri. 18/09, 01h (LT)
Maximum forecast trajectory duration: 24 days
Interval duration: 300km
Interval RW2 (AVG): 18m/s
Interval RW2 (MAX): 38m/s
Site: Capitani
Forecast date: Sun. 13/09, 00h (UTC)
Speed function: STZ speed_Hellmann_4
Deployment date: Fri. 19/09, 06h (UTC)
No interruption
Interruption from Named cyclone
Interruption from Tropical cyclone
Interruption from both
AVG
Percentage of flying before within a TC as a function of flight time
Normal cyclones forecast - Number of GFs within 150km

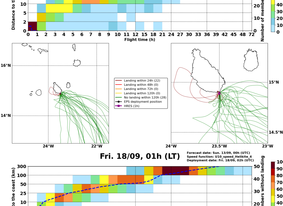
Fri. 18/09, 01h (LT)
Forecast date: Sun. 13/09, 00h (UTC)
Speed function: STZ speed_Hellmann_4
Deployment date: Fri. 19/09, 06h (UTC)
Distance to the coast (km)
Flight time (h)
Probability (%)
Number of trajectories
Landing within 24h (0)
Landing within 48h (0)
Landing within 72h (0)
Landing within 120h (0)
No landing within 120h (50)
1% deployment position
AVG (No landing)