
Forecast date: Fri. 18/09, 12h (UTC)
Station
Not enough forecast (HRS)
Data not available
Site: Capitet
Speed function: V15_speed_Holthe_4
Method: Named cyclones (300km)
Intercept Time (h)
Measurement Time (h)
Percentage of all centers
TC Central Pressure at intercept time (hPa)
Minimum TC pressure during measurement period (hPa)
Wind at launch time (m/s)


Forecast date: Fri. 18/09, 12h (UTC)
Site: Capitet
Speed function: V15_speed_Holthe_4
Method: Tracked (30.0km/h)
Intercept Time (h)
Measurement Time (h)
Percentage of all centers
Minimum of pressure within 300km at intercept time (hPa)
Deepest minimum of pressure within 300km during measurement period
Integrated RW2 (m/s)

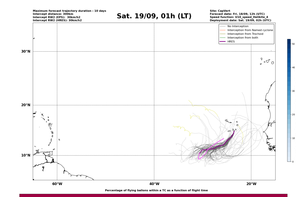
Sat. 19/09, 01h (LT)
Maximum forecast trajectory duration: 24 days
Intercept distance: 300km
Intercept RW2 (HRS): 30km/s
Intercept RW2 (HRS): 50km/s
Site: Capitet
Forecast date: Fri. 18/09, 12h (UTC)
Speed function: V15_speed_Holthe_4
Deployment date: Sat. 19/09, 00h (UTC)
No interception
Interception from Named cyclone
Interception from Tracked
Interception from both
HRS
Percentage of flying babies within a TC as a function of flight time
Normal cyclone forecast - Number of EPs within 120km

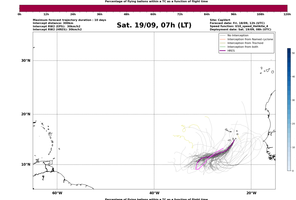
Sat. 19/09, 07h (LT)
Maximum forecast trajectory duration: 24 days
Intercept distance: 300km
Intercept RW2 (HRS): 30km/s
Intercept RW2 (HRS): 50km/s
Site: Capitet
Forecast date: Fri. 18/09, 12h (UTC)
Speed function: V15_speed_Holthe_4
Deployment date: Sat. 19/09, 06h (UTC)
No interception
Interception from Named cyclone
Interception from Tracked
Interception from both
HRS
Percentage of flying babies within a TC as a function of flight time
Normal cyclone forecast - Number of EPs within 120km


Sat. 19/09, 13h (LT)
Maximum forecast trajectory duration: 24 days
Intercept distance: 300km
Intercept RW2 (HRS): 30km/s
Intercept RW2 (HRS): 50km/s
Site: Capitet
Forecast date: Fri. 18/09, 12h (UTC)
Speed function: V15_speed_Holthe_4
Deployment date: Sat. 19/09, 12h (UTC)
No interception
Interception from Named cyclone
Interception from Tracked
Interception from both
HRS
Percentage of flying babies within a TC as a function of flight time
Normal cyclone forecast - Number of EPs within 120km

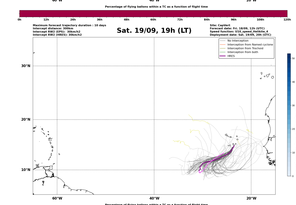
Sat. 19/09, 19h (LT)
Maximum forecast trajectory duration: 24 days
Intercept distance: 300km
Intercept RW2 (HRS): 30km/s
Intercept RW2 (HRS): 50km/s
Site: Capitet
Forecast date: Fri. 18/09, 12h (UTC)
Speed function: V15_speed_Holthe_4
Deployment date: Sat. 19/09, 18h (UTC)
No interception
Interception from Named cyclone
Interception from Tracked
Interception from both
HRS
Percentage of flying babies within a TC as a function of flight time
Normal cyclone forecast - Number of EPs within 120km

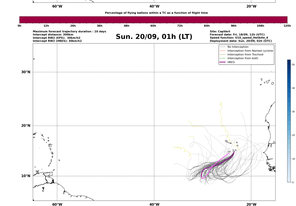
Sun. 20/09, 01h (LT)
Maximum forecast trajectory duration: 24 days
Intercept distance: 300km
Intercept RW2 (HRS): 30km/s
Intercept RW2 (HRS): 50km/s
Site: Capitet
Forecast date: Fri. 18/09, 12h (UTC)
Speed function: V15_speed_Holthe_4
Deployment date: Sun. 20/09, 00h (UTC)
No interception
Interception from Named cyclone
Interception from Tracked
Interception from both
HRS
Percentage of flying babies within a TC as a function of flight time
Normal cyclone forecast - Number of EPs within 120km

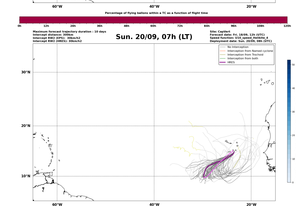
Sun. 20/09, 07h (LT)
Maximum forecast trajectory duration: 24 days
Intercept distance: 300km
Intercept RW2 (HRS): 30km/s
Intercept RW2 (HRS): 50km/s
Site: Capitet
Forecast date: Fri. 18/09, 12h (UTC)
Speed function: V15_speed_Holthe_4
Deployment date: Sun. 20/09, 06h (UTC)
No interception
Interception from Named cyclone
Interception from Tracked
Interception from both
HRS
Percentage of flying babies within a TC as a function of flight time
Normal cyclone forecast - Number of EPs within 120km

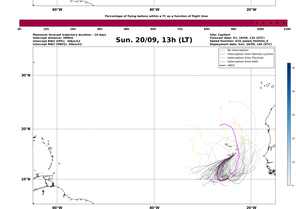
Sun. 20/09, 13h (LT)
Maximum forecast trajectory duration: 24 days
Intercept distance: 300km
Intercept RW2 (HRS): 30km/s
Intercept RW2 (HRS): 50km/s
Site: Capitet
Forecast date: Fri. 18/09, 12h (UTC)
Speed function: V15_speed_Holthe_4
Deployment date: Sun. 20/09, 12h (UTC)
No interception
Interception from Named cyclone
Interception from Tracked
Interception from both
HRS
Percentage of flying babies within a TC as a function of flight time
Normal cyclone forecast - Number of EPs within 120km

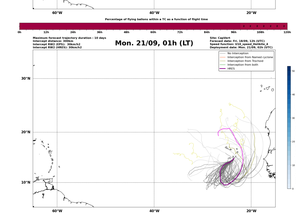
Mon. 21/09, 01h (LT)
Maximum forecast trajectory duration: 24 days
Intercept distance: 300km
Intercept RW2 (HRS): 30km/s
Intercept RW2 (HRS): 50km/s
Site: Capitet
Forecast date: Fri. 18/09, 12h (UTC)
Speed function: V15_speed_Holthe_4
Deployment date: Mon. 21/09, 00h (UTC)
No interception
Interception from Named cyclone
Interception from Tracked
Interception from both
HRS
Percentage of flying babies within a TC as a function of flight time
Normal cyclone forecast - Number of EPs within 120km

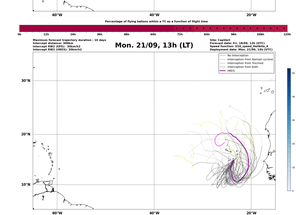
Mon. 21/09, 13h (LT)
Maximum forecast trajectory duration: 24 days
Intercept distance: 300km
Intercept RW2 (HRS): 30km/s
Intercept RW2 (HRS): 50km/s
Site: Capitet
Forecast date: Fri. 18/09, 12h (UTC)
Speed function: V15_speed_Holthe_4
Deployment date: Mon. 21/09, 12h (UTC)
No interception
Interception from Named cyclone
Interception from Tracked
Interception from both
HRS
Percentage of flying babies within a TC as a function of flight time
Normal cyclone forecast - Number of EPs within 120km


Tue. 22/09, 01h (LT)
Maximum forecast trajectory duration: 24 days
Intercept distance: 300km
Intercept RW2 (HRS): 30km/s
Intercept RW2 (HRS): 50km/s
Site: Capitet
Forecast date: Fri. 18/09, 12h (UTC)
Speed function: V15_speed_Holthe_4
Deployment date: Tue. 22/09, 00h (UTC)
No interception
Interception from Named cyclone
Interception from Tracked
Interception from both
HRS
Percentage of flying babies within a TC as a function of flight time
Normal cyclone forecast - Number of EPs within 120km

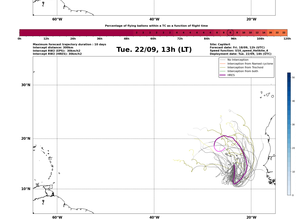
Tue. 22/09, 13h (LT)
Maximum forecast trajectory duration: 24 days
Intercept distance: 300km
Intercept RW2 (HRS): 30km/s
Intercept RW2 (HRS): 50km/s
Site: Capitet
Forecast date: Fri. 18/09, 12h (UTC)
Speed function: V15_speed_Holthe_4
Deployment date: Tue. 22/09, 12h (UTC)
No interception
Interception from Named cyclone
Interception from Tracked
Interception from both
HRS
Percentage of flying babies within a TC as a function of flight time
Normal cyclone forecast - Number of EPs within 120km

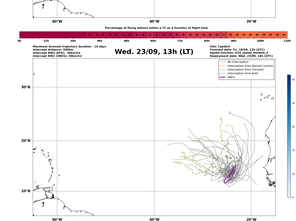
Wed. 23/09, 13h (LT)
Maximum forecast trajectory duration: 24 days
Intercept distance: 300km
Intercept RW2 (HRS): 30km/s
Intercept RW2 (HRS): 50km/s
Site: Capitet
Forecast date: Fri. 18/09, 12h (UTC)
Speed function: V15_speed_Holthe_4
Deployment date: Wed. 23/09, 12h (UTC)
No interception
Interception from Named cyclone
Interception from Tracked
Interception from both
HRS
Percentage of flying babies within a TC as a function of flight time
Normal cyclone forecast - Number of EPs within 120km

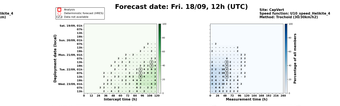
Forecast date: Fri. 18/09, 12h (UTC)
Site: Capitet
Speed function: V15_speed_Holthe_4
Method: Named cyclones (300km)
Intercept Time (h)
Measurement Time (h)
Percentage of all centers


Forecast date: Fri. 18/09, 12h (UTC)
Site: Capitet
Speed function: V15_speed_Holthe_4
Method: Tracked (30.0km/h)
Intercept Time (h)
Measurement Time (h)
Percentage of all centers

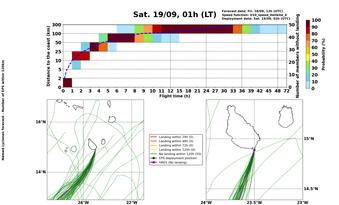
Sat. 19/09, 01h (LT)
Forecast date: Fri. 18/09, 12h (UTC)
Speed function: V15_speed_Holthe_4
Deployment date: Sat. 19/09, 00h (UTC)
Distance to the coast (km)
Probability (%)
Number of predictions
Flight time (h)
Landing within 24h (0)
Landing within 48h (0)
Landing within 72h (0)
Landing within 120h (0)
No landing within 120h (50)
3% deployment position
HRS (No landing)

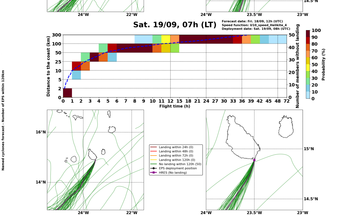
Sat. 19/09, 07h (LT)
Forecast date: Fri. 18/09, 12h (UTC)
Speed function: V15_speed_Holthe_4
Deployment date: Sat. 19/09, 06h (UTC)
Distance to the coast (km)
Probability (%)
Number of predictions
Flight time (h)
Landing within 24h (0)
Landing within 48h (0)
Landing within 72h (0)
Landing within 120h (0)
No landing within 120h (50)
3% deployment position
HRS (No landing)

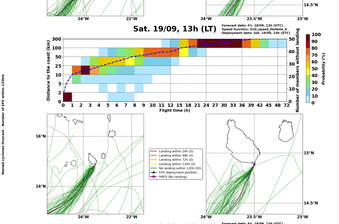
Sat. 19/09, 13h (LT)
Forecast date: Fri. 18/09, 12h (UTC)
Speed function: V15_speed_Holthe_4
Deployment date: Sat. 19/09, 12h (UTC)
Distance to the coast (km)
Probability (%)
Number of predictions
Flight time (h)
Landing within 24h (0)
Landing within 48h (0)
Landing within 72h (0)
Landing within 120h (0)
No landing within 120h (50)
3% deployment position
HRS (No landing)

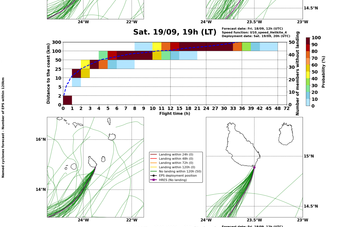
Sat. 19/09, 19h (LT)
Forecast date: Fri. 18/09, 12h (UTC)
Speed function: V15_speed_Holthe_4
Deployment date: Sat. 19/09, 18h (UTC)
Distance to the coast (km)
Probability (%)
Number of predictions
Flight time (h)
Landing within 24h (0)
Landing within 48h (0)
Landing within 72h (0)
Landing within 120h (0)
No landing within 120h (50)
3% deployment position
HRS (No landing)

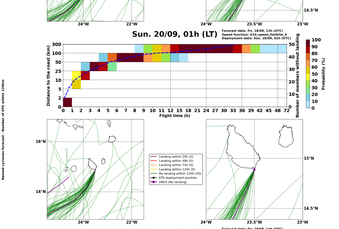
Sun. 20/09, 01h (LT)
Forecast date: Fri. 18/09, 12h (UTC)
Speed function: V15_speed_Holthe_4
Deployment date: Sun. 20/09, 00h (UTC)
Distance to the coast (km)
Probability (%)
Number of predictions
Flight time (h)
Landing within 24h (0)
Landing within 48h (0)
Landing within 72h (0)
Landing within 120h (0)
No landing within 120h (50)
3% deployment position
HRS (No landing)

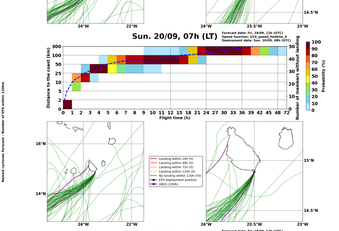
Sun. 20/09, 07h (LT)
Forecast date: Fri. 18/09, 12h (UTC)
Speed function: V15_speed_Holthe_4
Deployment date: Sun. 20/09, 06h (UTC)
Distance to the coast (km)
Probability (%)
Number of predictions
Flight time (h)
Landing within 24h (0)
Landing within 48h (0)
Landing within 72h (0)
Landing within 120h (0)
No landing within 120h (50)
3% deployment position
HRS (No landing)

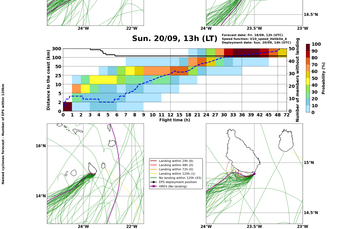
Sun. 20/09, 13h (LT)
Forecast date: Fri. 18/09, 12h (UTC)
Speed function: V15_speed_Holthe_4
Deployment date: Sun. 20/09, 12h (UTC)
Distance to the coast (km)
Probability (%)
Number of predictions
Flight time (h)
Landing within 24h (0)
Landing within 48h (0)
Landing within 72h (0)
Landing within 120h (0)
No landing within 120h (43)
3% deployment position
HRS (No landing)

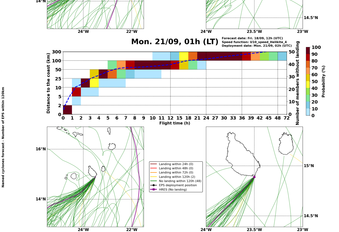
Mon. 21/09, 01h (LT)
Forecast date: Fri. 18/09, 12h (UTC)
Speed function: V15_speed_Holthe_4
Deployment date: Mon. 21/09, 00h (UTC)
Distance to the coast (km)
Probability (%)
Number of predictions
Flight time (h)
Landing within 24h (0)
Landing within 48h (0)
Landing within 72h (0)
Landing within 120h (0)
No landing within 120h (48)
3% deployment position
HRS (No landing)

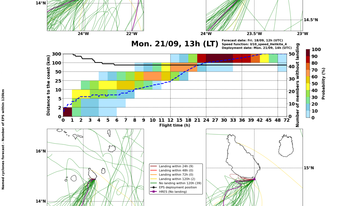
Mon. 21/09, 13h (LT)
Forecast date: Fri. 18/09, 12h (UTC)
Speed function: V15_speed_Holthe_4
Deployment date: Mon. 21/09, 12h (UTC)
Distance to the coast (km)
Probability (%)
Number of predictions
Flight time (h)
Landing within 24h (0)
Landing within 48h (0)
Landing within 72h (0)
Landing within 120h (0)
No landing within 120h (38)
3% deployment position
HRS (No landing)


Tue. 22/09, 01h (LT)
Forecast date: Fri. 18/09, 12h (UTC)
Speed function: V15_speed_Holthe_4
Deployment date: Tue. 22/09, 00h (UTC)
Distance to the coast (km)
Probability (%)
Number of predictions
Flight time (h)
Landing within 24h (0)
Landing within 48h (0)
Landing within 72h (0)
Landing within 120h (0)
No landing within 120h (48)
3% deployment position
HRS (No landing)

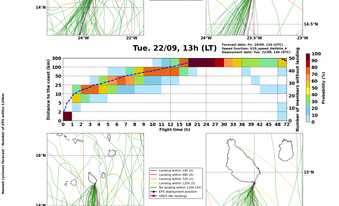
Tue. 22/09, 13h (LT)
Forecast date: Fri. 18/09, 12h (UTC)
Speed function: V15_speed_Holthe_4
Deployment date: Tue. 22/09, 12h (UTC)
Distance to the coast (km)
Probability (%)
Number of predictions
Flight time (h)
Landing within 24h (0)
Landing within 48h (0)
Landing within 72h (0)
Landing within 120h (0)
No landing within 120h (43)
3% deployment position
HRS (No landing)

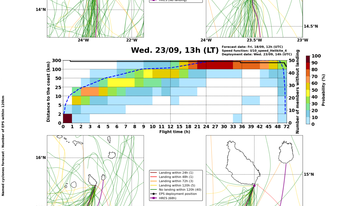
Wed. 23/09, 13h (LT)
Forecast date: Fri. 18/09, 12h (UTC)
Speed function: V15_speed_Holthe_4
Deployment date: Wed. 23/09, 12h (UTC)
Distance to the coast (km)
Probability (%)
Number of predictions
Flight time (h)
Landing within 24h (0)
Landing within 48h (0)
Landing within 72h (0)
Landing within 120h (0)
No landing within 120h (40)
3% deployment position
HRS (No landing)