
Station
Ensemble forecast (ERA)
Data not available
Forecast date: Sun. 20/09, 00h (UTC)
Site: Capitani
Speed function: U10_speed_Holthuijs_4
Method: Named cyclones (300km)
Intercept Time (h)
Measurement Time (h)
Percentage of all members
TC Central Pressure at intercept time (hPa)
Minimum TC pressure during measurement period (hPa)
Wind at launch time (m/s)
Minimum of pressure within 300km at intercept time (hPa)
Deepest minimum of pressure within 300km during measurement period
Integrated RW2 (m/s)

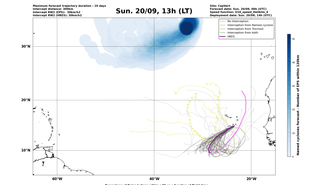
Sun. 20/09, 13h (LT)
Maximum forecast trajectory duration: 10 days
Intercept distance: 300km
Intercept RW2 (m/s): 30km/s2
Intercept RW3 (m/s): 30km/s3
Site: Capitani
Forecast date: Sun. 20/09, 00h (UTC)
Speed function: U10_speed_Holthuijs_4
Deployment date: Sun. 20/09, 13h (UTC)
No interception
Interception from Named cyclone
Interception from Tropical
Interception from both
ARCL
Percentage of flying balloons within a TC as a function of flight time
Normal cyclone forecast - Number of EPs within 120km

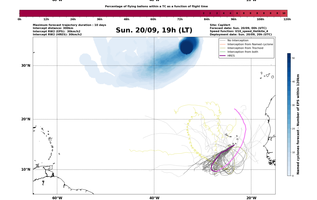
Sun. 20/09, 19h (LT)
Maximum forecast trajectory duration: 10 days
Intercept distance: 300km
Intercept RW2 (m/s): 30km/s2
Intercept RW3 (m/s): 30km/s3
Site: Capitani
Forecast date: Sun. 20/09, 00h (UTC)
Speed function: U10_speed_Holthuijs_4
Deployment date: Sun. 20/09, 19h (UTC)
No interception
Interception from Named cyclone
Interception from Tropical
Interception from both
ARCL
Percentage of flying balloons within a TC as a function of flight time
Normal cyclone forecast - Number of EPs within 120km

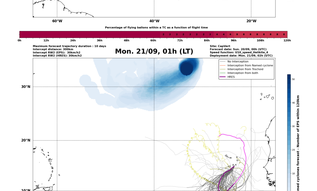
Mon. 21/09, 01h (LT)
Maximum forecast trajectory duration: 10 days
Intercept distance: 300km
Intercept RW2 (m/s): 30km/s2
Intercept RW3 (m/s): 30km/s3
Site: Capitani
Forecast date: Sun. 20/09, 00h (UTC)
Speed function: U10_speed_Holthuijs_4
Deployment date: Mon. 21/09, 01h (UTC)
No interception
Interception from Named cyclone
Interception from Tropical
Interception from both
ARCL
Percentage of flying balloons within a TC as a function of flight time
Normal cyclone forecast - Number of EPs within 120km

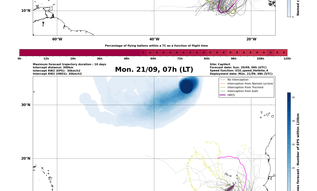
Mon. 21/09, 07h (LT)
Maximum forecast trajectory duration: 10 days
Intercept distance: 300km
Intercept RW2 (m/s): 30km/s2
Intercept RW3 (m/s): 30km/s3
Site: Capitani
Forecast date: Sun. 20/09, 00h (UTC)
Speed function: U10_speed_Holthuijs_4
Deployment date: Mon. 21/09, 07h (UTC)
No interception
Interception from Named cyclone
Interception from Tropical
Interception from both
ARCL
Percentage of flying balloons within a TC as a function of flight time
Normal cyclone forecast - Number of EPs within 120km


Mon. 21/09, 13h (LT)
Maximum forecast trajectory duration: 10 days
Intercept distance: 300km
Intercept RW2 (m/s): 30km/s2
Intercept RW3 (m/s): 30km/s3
Site: Capitani
Forecast date: Sun. 20/09, 00h (UTC)
Speed function: U10_speed_Holthuijs_4
Deployment date: Mon. 21/09, 13h (UTC)
No interception
Interception from Named cyclone
Interception from Tropical
Interception from both
ARCL
Percentage of flying balloons within a TC as a function of flight time
Normal cyclone forecast - Number of EPs within 120km

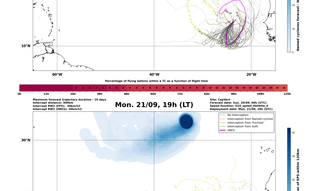
Mon. 21/09, 19h (LT)
Maximum forecast trajectory duration: 10 days
Intercept distance: 300km
Intercept RW2 (m/s): 30km/s2
Intercept RW3 (m/s): 30km/s3
Site: Capitani
Forecast date: Sun. 20/09, 00h (UTC)
Speed function: U10_speed_Holthuijs_4
Deployment date: Mon. 21/09, 19h (UTC)
No interception
Interception from Named cyclone
Interception from Tropical
Interception from both
ARCL
Percentage of flying balloons within a TC as a function of flight time
Normal cyclone forecast - Number of EPs within 120km

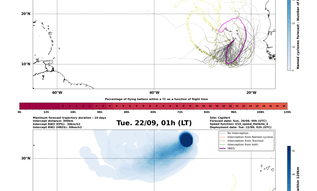
Tue. 22/09, 01h (LT)
Maximum forecast trajectory duration: 10 days
Intercept distance: 300km
Intercept RW2 (m/s): 30km/s2
Intercept RW3 (m/s): 30km/s3
Site: Capitani
Forecast date: Sun. 20/09, 00h (UTC)
Speed function: U10_speed_Holthuijs_4
Deployment date: Tue. 22/09, 01h (UTC)
No interception
Interception from Named cyclone
Interception from Tropical
Interception from both
ARCL
Percentage of flying balloons within a TC as a function of flight time
Normal cyclone forecast - Number of EPs within 120km


Tue. 22/09, 13h (LT)
Maximum forecast trajectory duration: 10 days
Intercept distance: 300km
Intercept RW2 (m/s): 30km/s2
Intercept RW3 (m/s): 30km/s3
Site: Capitani
Forecast date: Sun. 20/09, 00h (UTC)
Speed function: U10_speed_Holthuijs_4
Deployment date: Tue. 22/09, 13h (UTC)
No interception
Interception from Named cyclone
Interception from Tropical
Interception from both
ARCL
Percentage of flying balloons within a TC as a function of flight time
Normal cyclone forecast - Number of EPs within 120km

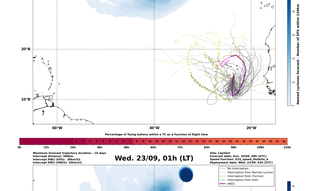
Wed. 23/09, 01h (LT)
Maximum forecast trajectory duration: 10 days
Intercept distance: 300km
Intercept RW2 (m/s): 30km/s2
Intercept RW3 (m/s): 30km/s3
Site: Capitani
Forecast date: Sun. 20/09, 00h (UTC)
Speed function: U10_speed_Holthuijs_4
Deployment date: Wed. 23/09, 01h (UTC)
No interception
Interception from Named cyclone
Interception from Tropical
Interception from both
ARCL
Percentage of flying balloons within a TC as a function of flight time
Normal cyclone forecast - Number of EPs within 120km

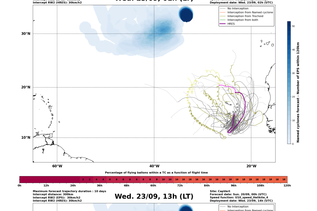
Wed. 23/09, 13h (LT)
Maximum forecast trajectory duration: 10 days
Intercept distance: 300km
Intercept RW2 (m/s): 30km/s2
Intercept RW3 (m/s): 30km/s3
Site: Capitani
Forecast date: Sun. 20/09, 00h (UTC)
Speed function: U10_speed_Holthuijs_4
Deployment date: Wed. 23/09, 13h (UTC)
No interception
Interception from Named cyclone
Interception from Tropical
Interception from both
ARCL
Percentage of flying balloons within a TC as a function of flight time
Normal cyclone forecast - Number of EPs within 120km

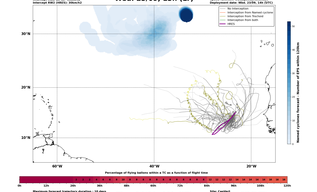
Thu. 24/09, 01h (LT)
Maximum forecast trajectory duration: 10 days
Intercept distance: 300km
Intercept RW2 (m/s): 30km/s2
Intercept RW3 (m/s): 30km/s3
Site: Capitani
Forecast date: Sun. 20/09, 00h (UTC)
Speed function: U10_speed_Holthuijs_4
Deployment date: Thu. 24/09, 01h (UTC)
No interception
Interception from Named cyclone
Interception from Tropical
Interception from both
ARCL
Percentage of flying balloons within a TC as a function of flight time
Normal cyclone forecast - Number of EPs within 120km

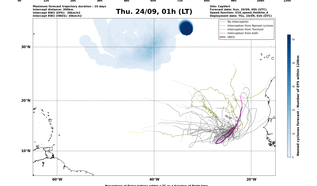
Fri. 25/09, 01h (LT)
Maximum forecast trajectory duration: 10 days
Intercept distance: 300km
Intercept RW2 (m/s): 30km/s2
Intercept RW3 (m/s): 30km/s3
Site: Capitani
Forecast date: Sun. 20/09, 00h (UTC)
Speed function: U10_speed_Holthuijs_4
Deployment date: Fri. 25/09, 01h (UTC)
No interception
Interception from Named cyclone
Interception from Tropical
Interception from both
ARCL
Percentage of flying balloons within a TC as a function of flight time
Normal cyclone forecast - Number of EPs within 120km


Station
Ensemble forecast (ERA)
Data not available
Forecast date: Sun. 20/09, 00h (UTC)
Site: Capitani
Speed function: U10_speed_Holthuijs_4
Method: Tracked (30/30km/h2)
Intercept Time (h)
Measurement Time (h)
Percentage of all members
Minimum of pressure within 300km at intercept time (hPa)
Deepest minimum of pressure within 300km during measurement period
Integrated RW2 (m/s)

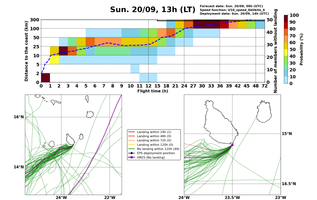
Sun. 20/09, 13h (LT)
Tracked date: Sun. 20/09, 00h (UTC)
Speed function: U10_speed_Holthuijs_4
Deployment date: Sun. 20/09, 13h (UTC)
Distance to the coast (km)
Probability (%)
Number of members
Flight time (h)
Landing within 24h (0)
Landing within 48h (0)
Landing within 72h (0)
Landing within 120h (0)
No landing within 120h (47)
3% deployment position
ARCL (No landing)

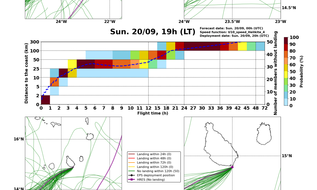
Sun. 20/09, 19h (LT)
Tracked date: Sun. 20/09, 00h (UTC)
Speed function: U10_speed_Holthuijs_4
Deployment date: Sun. 20/09, 19h (UTC)
Distance to the coast (km)
Probability (%)
Number of members
Flight time (h)
Landing within 24h (0)
Landing within 48h (0)
Landing within 72h (0)
Landing within 120h (0)
No landing within 120h (47)
3% deployment position
ARCL (No landing)

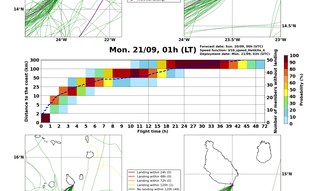
Mon. 21/09, 01h (LT)
Tracked date: Sun. 20/09, 00h (UTC)
Speed function: U10_speed_Holthuijs_4
Deployment date: Mon. 21/09, 01h (UTC)
Distance to the coast (km)
Probability (%)
Number of members
Flight time (h)
Landing within 24h (0)
Landing within 48h (0)
Landing within 72h (0)
Landing within 120h (0)
No landing within 120h (47)
3% deployment position
ARCL (No landing)


Mon. 21/09, 07h (LT)
Tracked date: Sun. 20/09, 00h (UTC)
Speed function: U10_speed_Holthuijs_4
Deployment date: Mon. 21/09, 07h (UTC)
Distance to the coast (km)
Probability (%)
Number of members
Flight time (h)
Landing within 24h (0)
Landing within 48h (0)
Landing within 72h (0)
Landing within 120h (0)
No landing within 120h (47)
3% deployment position
ARCL (No landing)

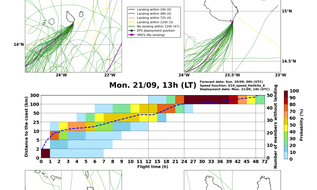
Mon. 21/09, 13h (LT)
Tracked date: Sun. 20/09, 00h (UTC)
Speed function: U10_speed_Holthuijs_4
Deployment date: Mon. 21/09, 13h (UTC)
Distance to the coast (km)
Probability (%)
Number of members
Flight time (h)
Landing within 24h (0)
Landing within 48h (0)
Landing within 72h (0)
Landing within 120h (0)
No landing within 120h (47)
3% deployment position
ARCL (No landing)

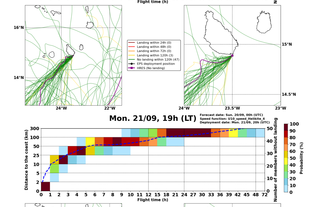
Mon. 21/09, 19h (LT)
Tracked date: Sun. 20/09, 00h (UTC)
Speed function: U10_speed_Holthuijs_4
Deployment date: Mon. 21/09, 19h (UTC)
Distance to the coast (km)
Probability (%)
Number of members
Flight time (h)
Landing within 24h (0)
Landing within 48h (0)
Landing within 72h (0)
Landing within 120h (0)
No landing within 120h (47)
3% deployment position
ARCL (No landing)

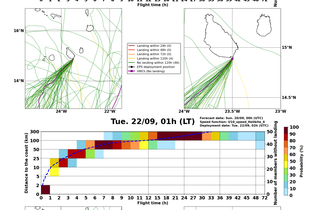
Tue. 22/09, 01h (LT)
Tracked date: Sun. 20/09, 00h (UTC)
Speed function: U10_speed_Holthuijs_4
Deployment date: Tue. 22/09, 01h (UTC)
Distance to the coast (km)
Probability (%)
Number of members
Flight time (h)
Landing within 24h (0)
Landing within 48h (0)
Landing within 72h (0)
Landing within 120h (0)
No landing within 120h (47)
3% deployment position
ARCL (No landing)

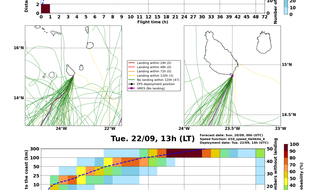
Tue. 22/09, 13h (LT)
Tracked date: Sun. 20/09, 00h (UTC)
Speed function: U10_speed_Holthuijs_4
Deployment date: Tue. 22/09, 13h (UTC)
Distance to the coast (km)
Probability (%)
Number of members
Flight time (h)
Landing within 24h (0)
Landing within 48h (0)
Landing within 72h (0)
Landing within 120h (0)
No landing within 120h (47)
3% deployment position
ARCL (No landing)

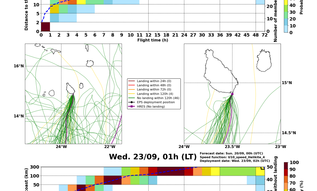
Wed. 23/09, 01h (LT)
Tracked date: Sun. 20/09, 00h (UTC)
Speed function: U10_speed_Holthuijs_4
Deployment date: Wed. 23/09, 01h (UTC)
Distance to the coast (km)
Probability (%)
Number of members
Flight time (h)
Landing within 24h (0)
Landing within 48h (0)
Landing within 72h (0)
Landing within 120h (0)
No landing within 120h (47)
3% deployment position
ARCL (No landing)

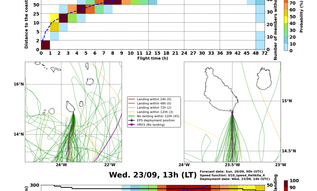
Wed. 23/09, 13h (LT)
Tracked date: Sun. 20/09, 00h (UTC)
Speed function: U10_speed_Holthuijs_4
Deployment date: Wed. 23/09, 13h (UTC)
Distance to the coast (km)
Probability (%)
Number of members
Flight time (h)
Landing within 24h (0)
Landing within 48h (0)
Landing within 72h (0)
Landing within 120h (0)
No landing within 120h (47)
3% deployment position
ARCL (120h)

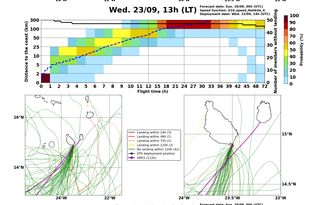
Thu. 24/09, 01h (LT)
Tracked date: Sun. 20/09, 00h (UTC)
Speed function: U10_speed_Holthuijs_4
Deployment date: Thu. 24/09, 01h (UTC)
Distance to the coast (km)
Probability (%)
Number of members
Flight time (h)
Landing within 24h (0)
Landing within 48h (0)
Landing within 72h (0)
Landing within 120h (0)
No landing within 120h (47)
3% deployment position
ARCL (No landing)

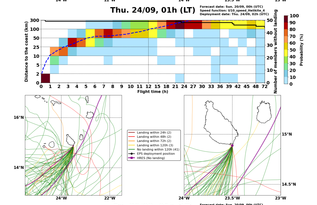
Fri. 25/09, 01h (LT)
Tracked date: Sun. 20/09, 00h (UTC)
Speed function: U10_speed_Holthuijs_4
Deployment date: Fri. 25/09, 01h (UTC)
Distance to the coast (km)
Probability (%)
Number of members
Flight time (h)
Landing within 24h (0)
Landing within 48h (0)
Landing within 72h (0)
Landing within 120h (0)
No landing within 120h (47)
3% deployment position
ARCL (No landing)