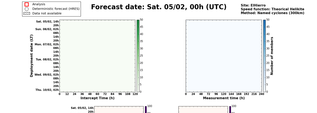
Analysis
Synoptic forecast (HRES)
Data not available
Forecast date: Sat. 05/02, 00h (UTC)
Site: Etienne
Speed function: Theoriral Helitrix
Method: Monte-Carlo (10,000shot/t)
Sat. 05/02, 14h
Sun. 06/02, 02h
Sun. 06/02, 08h
Sun. 06/02, 14h
Sun. 06/02, 20h
Mon. 07/02, 02h
Mon. 07/02, 08h
Mon. 07/02, 14h
Tue. 08/02, 02h
Tue. 08/02, 08h
Wed. 09/02, 02h
Thu. 10/02, 02h
Deployment date (start)
Interval (hour)
Number of members
Interval (hour)
Measurement time (h)
Deployment date (start)
Interval (hour)
Number of members
Interval (hour)
Measurement time (h)
Deployment date (start)
TC Central Pressure at intercept time (hPa)
Number of members
Minimum TC pressure during measurement period (hPa)
Deployment date (start)
Minimum of pressure within 300km at intercept time (hPa)
Number of members
Deepest minimum of pressure within 300km during measurement period
Deployment date (start)
Integrated RW2 (m/s)
Number of members


Analysis
Synoptic forecast (HRES)
Data not available
Forecast date: Sat. 05/02, 00h (UTC)
Site: Etienne
Speed function: Theoriral Helitrix
Method: Monte-Carlo (10,000shot/t)
Sat. 05/02, 14h
Sun. 06/02, 02h
Sun. 06/02, 08h
Sun. 06/02, 14h
Sun. 06/02, 20h
Mon. 07/02, 02h
Mon. 07/02, 08h
Mon. 07/02, 14h
Tue. 08/02, 02h
Tue. 08/02, 08h
Wed. 09/02, 02h
Thu. 10/02, 02h
Deployment date (start)
Interval (hour)
Number of members
Interval (hour)
Measurement time (h)
Deployment date (start)
TC Central Pressure at intercept time (hPa)
Number of members
Minimum TC pressure during measurement period (hPa)
Deployment date (start)
Minimum of pressure within 300km at intercept time (hPa)
Number of members
Deepest minimum of pressure within 300km during measurement period
Deployment date (start)
Integrated RW2 (m/s)
Number of members

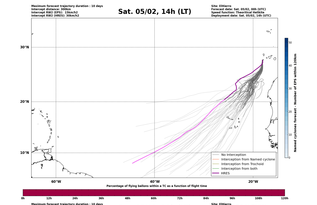
Sat. 05/02, 14h (LT)
Maximum forecast trajectory duration : 10 days
Intercept distance: 300km
Intercept RW2 (2PVU) : 50m/s
Intercept RW2 (3PVU) : 60m/s
Site: Etienne
Forecast date: Sat. 05/02, 00h (UTC)
Speed function: Theoriral Helitrix
Deployment date: Sat. 05/02, 14h (UTC)
No intercept
Intercept from Named cyclone
Intercept from Tracked
Intercept from both
HRES
Percentage of flying ballons within a TC as a function of flight time
Nearest cyclone tracked - Number of GFS ensem.1 tracks

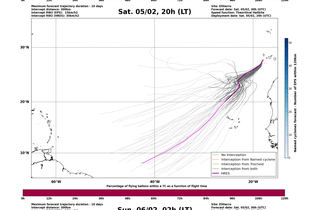
Sat. 05/02, 20h (LT)
Maximum forecast trajectory duration : 10 days
Intercept distance: 300km
Intercept RW2 (2PVU) : 50m/s
Intercept RW2 (3PVU) : 60m/s
Site: Etienne
Forecast date: Sat. 05/02, 00h (UTC)
Speed function: Theoriral Helitrix
Deployment date: Sat. 05/02, 20h (UTC)
No intercept
Intercept from Named cyclone
Intercept from Tracked
Intercept from both
HRES
Percentage of flying ballons within a TC as a function of flight time
Nearest cyclone tracked - Number of GFS ensem.1 tracks

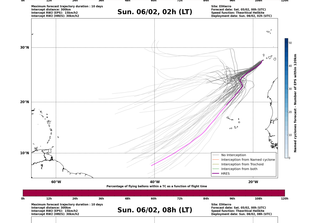
Sun. 06/02, 02h (LT)
Maximum forecast trajectory duration : 10 days
Intercept distance: 300km
Intercept RW2 (2PVU) : 50m/s
Intercept RW2 (3PVU) : 60m/s
Site: Etienne
Forecast date: Sat. 05/02, 00h (UTC)
Speed function: Theoriral Helitrix
Deployment date: Sun. 06/02, 02h (UTC)
No intercept
Intercept from Named cyclone
Intercept from Tracked
Intercept from both
HRES
Percentage of flying ballons within a TC as a function of flight time
Nearest cyclone tracked - Number of GFS ensem.1 tracks

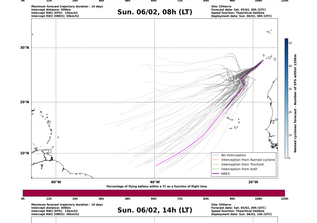
Sun. 06/02, 08h (LT)
Maximum forecast trajectory duration : 10 days
Intercept distance: 300km
Intercept RW2 (2PVU) : 50m/s
Intercept RW2 (3PVU) : 60m/s
Site: Etienne
Forecast date: Sat. 05/02, 00h (UTC)
Speed function: Theoriral Helitrix
Deployment date: Sun. 06/02, 08h (UTC)
No intercept
Intercept from Named cyclone
Intercept from Tracked
Intercept from both
HRES
Percentage of flying ballons within a TC as a function of flight time
Nearest cyclone tracked - Number of GFS ensem.1 tracks

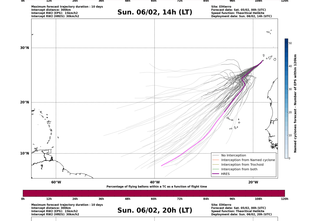
Sun. 06/02, 14h (LT)
Maximum forecast trajectory duration : 10 days
Intercept distance: 300km
Intercept RW2 (2PVU) : 50m/s
Intercept RW2 (3PVU) : 60m/s
Site: Etienne
Forecast date: Sat. 05/02, 00h (UTC)
Speed function: Theoriral Helitrix
Deployment date: Sun. 06/02, 14h (UTC)
No intercept
Intercept from Named cyclone
Intercept from Tracked
Intercept from both
HRES
Percentage of flying ballons within a TC as a function of flight time
Nearest cyclone tracked - Number of GFS ensem.1 tracks

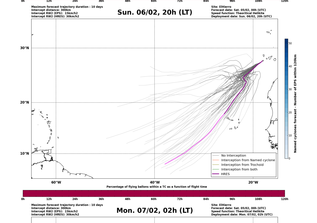
Sun. 06/02, 20h (LT)
Maximum forecast trajectory duration : 10 days
Intercept distance: 300km
Intercept RW2 (2PVU) : 50m/s
Intercept RW2 (3PVU) : 60m/s
Site: Etienne
Forecast date: Sat. 05/02, 00h (UTC)
Speed function: Theoriral Helitrix
Deployment date: Sun. 06/02, 20h (UTC)
No intercept
Intercept from Named cyclone
Intercept from Tracked
Intercept from both
HRES
Percentage of flying ballons within a TC as a function of flight time
Nearest cyclone tracked - Number of GFS ensem.1 tracks

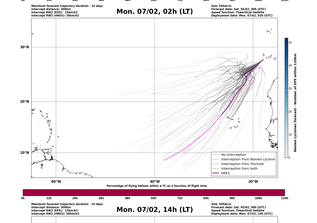
Mon. 07/02, 02h (LT)
Maximum forecast trajectory duration : 10 days
Intercept distance: 300km
Intercept RW2 (2PVU) : 50m/s
Intercept RW2 (3PVU) : 60m/s
Site: Etienne
Forecast date: Sat. 05/02, 00h (UTC)
Speed function: Theoriral Helitrix
Deployment date: Mon. 07/02, 02h (UTC)
No intercept
Intercept from Named cyclone
Intercept from Tracked
Intercept from both
HRES
Percentage of flying ballons within a TC as a function of flight time
Nearest cyclone tracked - Number of GFS ensem.1 tracks


Mon. 07/02, 14h (LT)
Maximum forecast trajectory duration : 10 days
Intercept distance: 300km
Intercept RW2 (2PVU) : 50m/s
Intercept RW2 (3PVU) : 60m/s
Site: Etienne
Forecast date: Sat. 05/02, 00h (UTC)
Speed function: Theoriral Helitrix
Deployment date: Mon. 07/02, 14h (UTC)
No intercept
Intercept from Named cyclone
Intercept from Tracked
Intercept from both
HRES
Percentage of flying ballons within a TC as a function of flight time
Nearest cyclone tracked - Number of GFS ensem.1 tracks

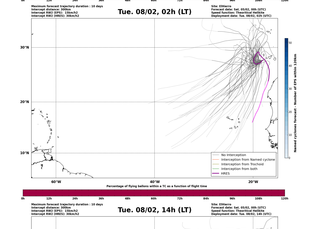
Tue. 08/02, 02h (LT)
Maximum forecast trajectory duration : 10 days
Intercept distance: 300km
Intercept RW2 (2PVU) : 50m/s
Intercept RW2 (3PVU) : 60m/s
Site: Etienne
Forecast date: Sat. 05/02, 00h (UTC)
Speed function: Theoriral Helitrix
Deployment date: Tue. 08/02, 02h (UTC)
No intercept
Intercept from Named cyclone
Intercept from Tracked
Intercept from both
HRES
Percentage of flying ballons within a TC as a function of flight time
Nearest cyclone tracked - Number of GFS ensem.1 tracks

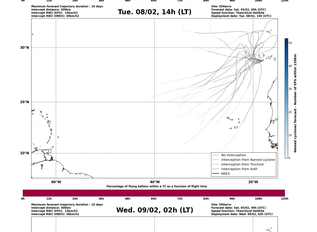
Tue. 08/02, 14h (LT)
Maximum forecast trajectory duration : 10 days
Intercept distance: 300km
Intercept RW2 (2PVU) : 50m/s
Intercept RW2 (3PVU) : 60m/s
Site: Etienne
Forecast date: Sat. 05/02, 00h (UTC)
Speed function: Theoriral Helitrix
Deployment date: Tue. 08/02, 14h (UTC)
No intercept
Intercept from Named cyclone
Intercept from Tracked
Intercept from both
HRES
Percentage of flying ballons within a TC as a function of flight time
Nearest cyclone tracked - Number of GFS ensem.1 tracks

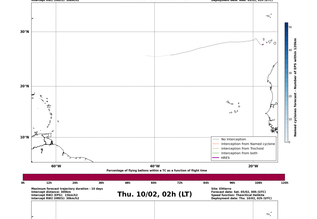
Wed. 09/02, 02h (LT)
Maximum forecast trajectory duration : 10 days
Intercept distance: 300km
Intercept RW2 (2PVU) : 50m/s
Intercept RW2 (3PVU) : 60m/s
Site: Etienne
Forecast date: Sat. 05/02, 00h (UTC)
Speed function: Theoriral Helitrix
Deployment date: Wed. 09/02, 02h (UTC)
No intercept
Intercept from Named cyclone
Intercept from Tracked
Intercept from both
HRES
Percentage of flying ballons within a TC as a function of flight time
Nearest cyclone tracked - Number of GFS ensem.1 tracks

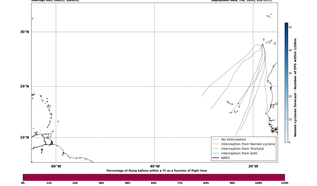
Thu. 10/02, 02h (LT)
Maximum forecast trajectory duration : 10 days
Intercept distance: 300km
Intercept RW2 (2PVU) : 50m/s
Intercept RW2 (3PVU) : 60m/s
Site: Etienne
Forecast date: Sat. 05/02, 00h (UTC)
Speed function: Theoriral Helitrix
Deployment date: Thu. 10/02, 02h (UTC)
No intercept
Intercept from Named cyclone
Intercept from Tracked
Intercept from both
HRES
Percentage of flying ballons within a TC as a function of flight time
Nearest cyclone tracked - Number of GFS ensem.1 tracks

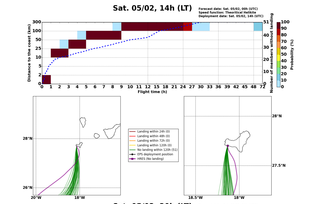
Sat. 05/02, 14h (LT)
Forecast date: Sat. 05/02, 00h (UTC)
Speed function: Theoriral Helitrix
Deployment date: Sat. 05/02, 14h (UTC)
Distance to the coast (km)
Probability (%)
Flight time (h)
Landing within 24h 00
Landing within 48h 00
Landing within 72h 00
Landing within 120h 00
No landing within 120h 00
EPS deployment position
HRES (No landing)

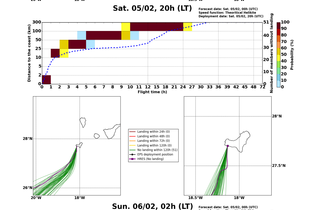
Sat. 05/02, 20h (LT)
Forecast date: Sat. 05/02, 00h (UTC)
Speed function: Theoriral Helitrix
Deployment date: Sat. 05/02, 20h (UTC)
Distance to the coast (km)
Probability (%)
Flight time (h)
Landing within 24h 00
Landing within 48h 00
Landing within 72h 00
Landing within 120h 00
No landing within 120h 00
EPS deployment position
HRES (No landing)

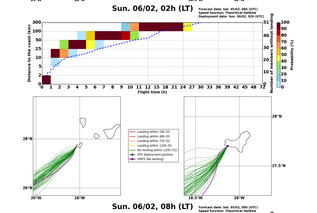
Sun. 06/02, 02h (LT)
Forecast date: Sat. 05/02, 00h (UTC)
Speed function: Theoriral Helitrix
Deployment date: Sun. 06/02, 02h (UTC)
Distance to the coast (km)
Probability (%)
Flight time (h)
Landing within 24h 00
Landing within 48h 00
Landing within 72h 00
Landing within 120h 00
No landing within 120h 00
EPS deployment position
HRES (No landing)

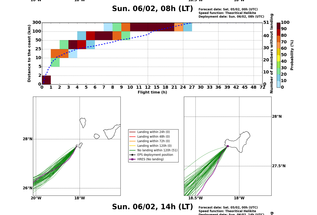
Sun. 06/02, 08h (LT)
Forecast date: Sat. 05/02, 00h (UTC)
Speed function: Theoriral Helitrix
Deployment date: Sun. 06/02, 08h (UTC)
Distance to the coast (km)
Probability (%)
Flight time (h)
Landing within 24h 00
Landing within 48h 00
Landing within 72h 00
Landing within 120h 00
No landing within 120h 00
EPS deployment position
HRES (No landing)

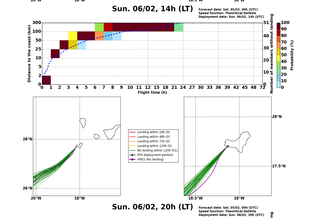
Sun. 06/02, 14h (LT)
Forecast date: Sat. 05/02, 00h (UTC)
Speed function: Theoriral Helitrix
Deployment date: Sun. 06/02, 14h (UTC)
Distance to the coast (km)
Probability (%)
Flight time (h)
Landing within 24h 00
Landing within 48h 00
Landing within 72h 00
Landing within 120h 00
No landing within 120h 00
EPS deployment position
HRES (No landing)

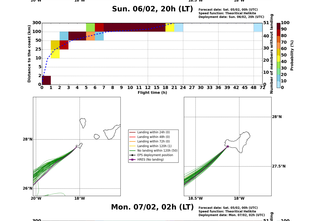
Sun. 06/02, 20h (LT)
Forecast date: Sat. 05/02, 00h (UTC)
Speed function: Theoriral Helitrix
Deployment date: Sun. 06/02, 20h (UTC)
Distance to the coast (km)
Probability (%)
Flight time (h)
Landing within 24h 00
Landing within 48h 00
Landing within 72h 00
Landing within 120h 00
No landing within 120h 00
EPS deployment position
HRES (No landing)

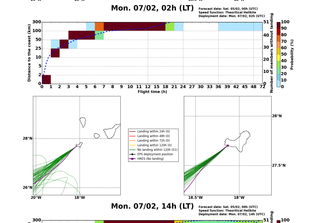
Mon. 07/02, 02h (LT)
Forecast date: Sat. 05/02, 00h (UTC)
Speed function: Theoriral Helitrix
Deployment date: Mon. 07/02, 02h (UTC)
Distance to the coast (km)
Probability (%)
Flight time (h)
Landing within 24h 00
Landing within 48h 00
Landing within 72h 00
Landing within 120h 00
No landing within 120h 00
EPS deployment position
HRES (No landing)

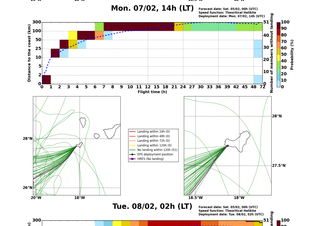
Mon. 07/02, 14h (LT)
Forecast date: Sat. 05/02, 00h (UTC)
Speed function: Theoriral Helitrix
Deployment date: Mon. 07/02, 14h (UTC)
Distance to the coast (km)
Probability (%)
Flight time (h)
Landing within 24h 00
Landing within 48h 00
Landing within 72h 00
Landing within 120h 00
No landing within 120h 00
EPS deployment position
HRES (No landing)

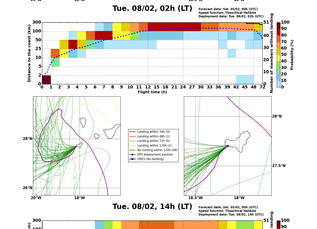
Tue. 08/02, 02h (LT)
Forecast date: Sat. 05/02, 00h (UTC)
Speed function: Theoriral Helitrix
Deployment date: Tue. 08/02, 02h (UTC)
Distance to the coast (km)
Probability (%)
Flight time (h)
Landing within 24h 00
Landing within 48h 00
Landing within 72h 00
Landing within 120h 00
No landing within 120h 00
EPS deployment position
HRES (No landing)

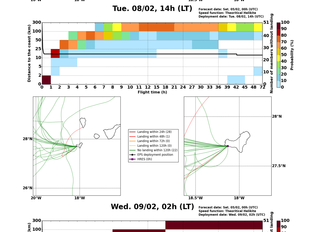
Tue. 08/02, 14h (LT)
Forecast date: Sat. 05/02, 00h (UTC)
Speed function: Theoriral Helitrix
Deployment date: Tue. 08/02, 14h (UTC)
Distance to the coast (km)
Probability (%)
Flight time (h)
Landing within 24h 00
Landing within 48h 00
Landing within 72h 00
Landing within 120h 00
No landing within 120h 00
EPS deployment position
HRES (No landing)

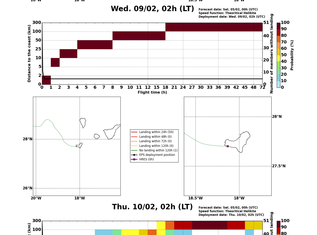
Wed. 09/02, 02h (LT)
Forecast date: Sat. 05/02, 00h (UTC)
Speed function: Theoriral Helitrix
Deployment date: Wed. 09/02, 02h (UTC)
Distance to the coast (km)
Probability (%)
Flight time (h)
Landing within 24h 00
Landing within 48h 00
Landing within 72h 00
Landing within 120h 00
No landing within 120h 00
EPS deployment position
HRES (No landing)

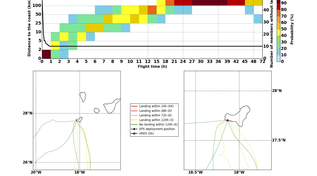
Thu. 10/02, 02h (LT)
Forecast date: Sat. 05/02, 00h (UTC)
Speed function: Theoriral Helitrix
Deployment date: Thu. 10/02, 02h (UTC)
Distance to the coast (km)
Probability (%)
Flight time (h)
Landing within 24h 00
Landing within 48h 00
Landing within 72h 00
Landing within 120h 00
No landing within 120h 00
EPS deployment position
HRES (No landing)