





Analysis
Statistic forecast (ARDU)
Data not available
Forecast date: Mon. 21/02, 12h (UTC)
Site: Eiltierra
Speed function: U10_speed_Holtslo_2
Release time: 12h (UTC)
Release duration: 1h (10km/h2)
Deployment date (local)
Tue. 21/02, 00h
Wed. 22/02, 00h
Thu. 23/02, 00h
Fri. 24/02, 00h
Sat. 25/02, 00h
Interception time (h)
Measurement time (h)
Number of simulations
Tue. 21/02, 00h
Wed. 22/02, 00h
Thu. 23/02, 00h
Fri. 24/02, 00h
Sat. 25/02, 00h
TC Central Pressure at intercept time (hPa)
Minimum TC pressure during measurement period (hPa)
Minimum of pressure within 300km at intercept time (hPa)
Deepest minimum of pressure within 300km during measurement period
Integrated RWZ (m/s)


Tue. 22/02, 02h (LT)
Maximum forward trajectory duration : 10 days
Intercept distance: 2000km
Intercept RWZ (UKEX) : 10km/s2
Intercept RWZ (NRDC) : 30km/s2
Site: Eiltierra
Forward date: Mon. 21/02, 12h (UTC)
Speed function: U10_speed_Holtslo_2
Deployment date: Tue. 21/02, 12h (UTC)
No interception
Interception from Named cyclone
Interception from Tracheid
Interception from both
HWZ1
HWZ2
Percentage of flying balloon within a TC as a function of flight time
Nearest cyclones tracked - Number of GFS events (10km)



Tue. 22/02, 08h (LT)
Maximum forward trajectory duration : 10 days
Intercept distance: 2000km
Intercept RWZ (UKEX) : 10km/s2
Intercept RWZ (NRDC) : 30km/s2
Site: Eiltierra
Forward date: Mon. 21/02, 12h (UTC)
Speed function: U10_speed_Holtslo_2
Deployment date: Tue. 21/02, 18h (UTC)
No interception
Interception from Named cyclone
Interception from Tracheid
Interception from both
HWZ1
HWZ2
Percentage of flying balloon within a TC as a function of flight time
Nearest cyclones tracked - Number of GFS events (10km)



Tue. 22/02, 14h (LT)
Maximum forward trajectory duration : 10 days
Intercept distance: 2000km
Intercept RWZ (UKEX) : 10km/s2
Intercept RWZ (NRDC) : 30km/s2
Site: Eiltierra
Forward date: Mon. 21/02, 12h (UTC)
Speed function: U10_speed_Holtslo_2
Deployment date: Tue. 21/02, 18h (UTC)
No interception
Interception from Named cyclone
Interception from Tracheid
Interception from both
HWZ1
HWZ2
Percentage of flying balloon within a TC as a function of flight time
Nearest cyclones tracked - Number of GFS events (10km)


Tue. 22/02, 20h (LT)
Maximum forward trajectory duration : 10 days
Intercept distance: 2000km
Intercept RWZ (UKEX) : 10km/s2
Intercept RWZ (NRDC) : 30km/s2
Site: Eiltierra
Forward date: Mon. 21/02, 12h (UTC)
Speed function: U10_speed_Holtslo_2
Deployment date: Tue. 21/02, 18h (UTC)
No interception
Interception from Named cyclone
Interception from Tracheid
Interception from both
HWZ1
HWZ2
Percentage of flying balloon within a TC as a function of flight time
Nearest cyclones tracked - Number of GFS events (10km)



Wed. 23/02, 02h (LT)
Maximum forward trajectory duration : 10 days
Intercept distance: 2000km
Intercept RWZ (UKEX) : 10km/s2
Intercept RWZ (NRDC) : 30km/s2
Site: Eiltierra
Forward date: Mon. 21/02, 12h (UTC)
Speed function: U10_speed_Holtslo_2
Deployment date: Wed. 22/02, 02h (UTC)
No interception
Interception from Named cyclone
Interception from Tracheid
Interception from both
HWZ1
HWZ2
Percentage of flying balloon within a TC as a function of flight time
Nearest cyclones tracked - Number of GFS events (10km)


Wed. 23/02, 08h (LT)
Maximum forward trajectory duration : 10 days
Intercept distance: 2000km
Intercept RWZ (UKEX) : 10km/s2
Intercept RWZ (NRDC) : 30km/s2
Site: Eiltierra
Forward date: Mon. 21/02, 12h (UTC)
Speed function: U10_speed_Holtslo_2
Deployment date: Wed. 22/02, 08h (UTC)
No interception
Interception from Named cyclone
Interception from Tracheid
Interception from both
HWZ1
HWZ2
Percentage of flying balloon within a TC as a function of flight time
Nearest cyclones tracked - Number of GFS events (10km)



Wed. 23/02, 14h (LT)
Maximum forward trajectory duration : 10 days
Intercept distance: 2000km
Intercept RWZ (UKEX) : 10km/s2
Intercept RWZ (NRDC) : 30km/s2
Site: Eiltierra
Forward date: Mon. 21/02, 12h (UTC)
Speed function: U10_speed_Holtslo_2
Deployment date: Wed. 22/02, 14h (UTC)
No interception
Interception from Named cyclone
Interception from Tracheid
Interception from both
HWZ1
HWZ2
Percentage of flying balloon within a TC as a function of flight time
Nearest cyclones tracked - Number of GFS events (10km)

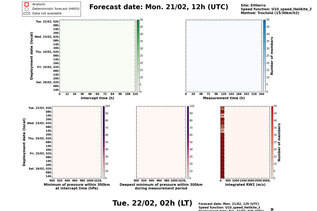

Thu. 24/02, 02h (LT)
Maximum forward trajectory duration : 10 days
Intercept distance: 2000km
Intercept RWZ (UKEX) : 10km/s2
Intercept RWZ (NRDC) : 30km/s2
Site: Eiltierra
Forward date: Mon. 21/02, 12h (UTC)
Speed function: U10_speed_Holtslo_2
Deployment date: Thu. 23/02, 02h (UTC)
No interception
Interception from Named cyclone
Interception from Tracheid
Interception from both
HWZ1
HWZ2
Percentage of flying balloon within a TC as a function of flight time
Nearest cyclones tracked - Number of GFS events (10km)



Thu. 24/02, 14h (LT)
Maximum forward trajectory duration : 10 days
Intercept distance: 2000km
Intercept RWZ (UKEX) : 10km/s2
Intercept RWZ (NRDC) : 30km/s2
Site: Eiltierra
Forward date: Mon. 21/02, 12h (UTC)
Speed function: U10_speed_Holtslo_2
Deployment date: Thu. 23/02, 14h (UTC)
No interception
Interception from Named cyclone
Interception from Tracheid
Interception from both
HWZ1
HWZ2
Percentage of flying balloon within a TC as a function of flight time
Nearest cyclones tracked - Number of GFS events (10km)

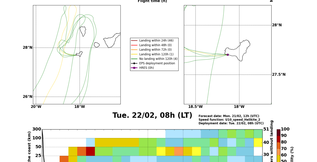

Fri. 25/02, 02h (LT)
Maximum forward trajectory duration : 10 days
Intercept distance: 2000km
Intercept RWZ (UKEX) : 10km/s2
Intercept RWZ (NRDC) : 30km/s2
Site: Eiltierra
Forward date: Mon. 21/02, 12h (UTC)
Speed function: U10_speed_Holtslo_2
Deployment date: Fri. 24/02, 02h (UTC)
No interception
Interception from Named cyclone
Interception from Tracheid
Interception from both
HWZ1
HWZ2
Percentage of flying balloon within a TC as a function of flight time
Nearest cyclones tracked - Number of GFS events (10km)



Fri. 25/02, 14h (LT)
Maximum forward trajectory duration : 10 days
Intercept distance: 2000km
Intercept RWZ (UKEX) : 10km/s2
Intercept RWZ (NRDC) : 30km/s2
Site: Eiltierra
Forward date: Mon. 21/02, 12h (UTC)
Speed function: U10_speed_Holtslo_2
Deployment date: Fri. 24/02, 14h (UTC)
No interception
Interception from Named cyclone
Interception from Tracheid
Interception from both
HWZ1
HWZ2
Percentage of flying balloon within a TC as a function of flight time
Nearest cyclones tracked - Number of GFS events (10km)



Sat. 26/02, 14h (LT)
Maximum forward trajectory duration : 10 days
Intercept distance: 2000km
Intercept RWZ (UKEX) : 10km/s2
Intercept RWZ (NRDC) : 30km/s2
Site: Eiltierra
Forward date: Mon. 21/02, 12h (UTC)
Speed function: U10_speed_Holtslo_2
Deployment date: Sat. 25/02, 14h (UTC)
No interception
Interception from Named cyclone
Interception from Tracheid
Interception from both
HWZ1
HWZ2
Percentage of flying balloon within a TC as a function of flight time
Nearest cyclones tracked - Number of GFS events (10km)



Analysis
Statistic forecast (ARDU)
Data not available
Forecast date: Mon. 21/02, 12h (UTC)
Site: Eiltierra
Speed function: U10_speed_Holtslo_2
Release time: 12h (UTC)
Release duration: 1h (10km/h2)
Deployment date (local)
Tue. 21/02, 00h
Wed. 22/02, 00h
Thu. 23/02, 00h
Fri. 24/02, 00h
Sat. 25/02, 00h
Intercept time (h)
Measurement time (h)
Number of simulations
Tue. 21/02, 00h
Wed. 22/02, 00h
Thu. 23/02, 00h
Fri. 24/02, 00h
Sat. 25/02, 00h
Minimum of pressure within 300km during measurement period
Deepest minimum of pressure within 300km during measurement period
Integrated RWZ (m/s)



Tue. 22/02, 02h (LT)
Forward date: Mon. 21/02, 12h (UTC)
Speed function: U10_speed_Holtslo_2
Deployment date: Tue. 21/02, 12h (UTC)
Distance to the coast (km)
Flight time (h)
Probability (%)
Landing within 24h (W)
Landing within 48h (E)
Landing within 72h (E)
Landing within 120h (E)
No landing within 120h (E)
EPS deployment position
HWZ1 (E)



Tue. 22/02, 08h (LT)
Forward date: Mon. 21/02, 12h (UTC)
Speed function: U10_speed_Holtslo_2
Deployment date: Tue. 21/02, 18h (UTC)
Distance to the coast (km)
Flight time (h)
Probability (%)
Landing within 24h (W)
Landing within 48h (E)
Landing within 72h (E)
Landing within 120h (E)
No landing within 120h (E)
EPS deployment position
HWZ1 (E)



Tue. 22/02, 14h (LT)
Forward date: Mon. 21/02, 12h (UTC)
Speed function: U10_speed_Holtslo_2
Deployment date: Tue. 21/02, 18h (UTC)
Distance to the coast (km)
Flight time (h)
Probability (%)
Landing within 24h (W)
Landing within 48h (E)
Landing within 72h (E)
Landing within 120h (E)
No landing within 120h (E)
EPS deployment position
HWZ1 (E)



Tue. 22/02, 20h (LT)
Forward date: Mon. 21/02, 12h (UTC)
Speed function: U10_speed_Holtslo_2
Deployment date: Tue. 21/02, 18h (UTC)
Distance to the coast (km)
Flight time (h)
Probability (%)
Landing within 24h (W)
Landing within 48h (E)
Landing within 72h (E)
Landing within 120h (E)
No landing within 120h (111)
EPS deployment position
HWZ1 (E)

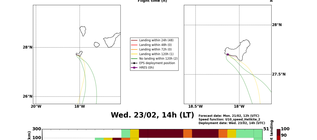

Wed. 23/02, 02h (LT)
Forward date: Mon. 21/02, 12h (UTC)
Speed function: U10_speed_Holtslo_2
Deployment date: Wed. 22/02, 02h (UTC)
Distance to the coast (km)
Flight time (h)
Probability (%)
Landing within 24h (W)
Landing within 48h (E)
Landing within 72h (E)
Landing within 120h (E)
No landing within 120h (W)
EPS deployment position
HWZ1 (E)



Wed. 23/02, 08h (LT)
Forward date: Mon. 21/02, 12h (UTC)
Speed function: U10_speed_Holtslo_2
Deployment date: Wed. 22/02, 08h (UTC)
Distance to the coast (km)
Flight time (h)
Probability (%)
Landing within 24h (W)
Landing within 48h (E)
Landing within 72h (E)
Landing within 120h (E)
No landing within 120h (E)
EPS deployment position
HWZ1 (E)

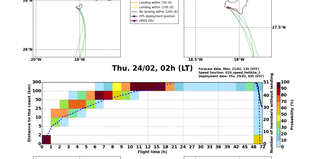

Wed. 23/02, 14h (LT)
Forward date: Mon. 21/02, 12h (UTC)
Speed function: U10_speed_Holtslo_2
Deployment date: Wed. 22/02, 14h (UTC)
Distance to the coast (km)
Flight time (h)
Probability (%)
Landing within 24h (W)
Landing within 48h (E)
Landing within 72h (E)
Landing within 120h (E)
No landing within 120h (E)
EPS deployment position
HWZ1 (E)


Thu. 24/02, 02h (LT)
Forward date: Mon. 21/02, 12h (UTC)
Speed function: U10_speed_Holtslo_2
Deployment date: Thu. 23/02, 02h (UTC)
Distance to the coast (km)
Flight time (h)
Probability (%)
Landing within 24h (W)
Landing within 48h (E)
Landing within 72h (E)
Landing within 120h (E)
No landing within 120h (E)
EPS deployment position
HWZ1 (E)


Thu. 24/02, 14h (LT)
Forward date: Mon. 21/02, 12h (UTC)
Speed function: U10_speed_Holtslo_2
Deployment date: Thu. 23/02, 14h (UTC)
Distance to the coast (km)
Flight time (h)
Probability (%)
Landing within 24h (W)
Landing within 48h (E)
Landing within 72h (E)
Landing within 120h (E)
No landing within 120h (E)
EPS deployment position
HWZ1 (E)


Fri. 25/02, 02h (LT)
Forward date: Mon. 21/02, 12h (UTC)
Speed function: U10_speed_Holtslo_2
Deployment date: Fri. 24/02, 02h (UTC)
Distance to the coast (km)
Flight time (h)
Probability (%)
Landing within 24h (W)
Landing within 48h (E)
Landing within 72h (E)
Landing within 120h (E)
No landing within 120h (E)
EPS deployment position
HWZ1 (E)


Fri. 25/02, 14h (LT)
Forward date: Mon. 21/02, 12h (UTC)
Speed function: U10_speed_Holtslo_2
Deployment date: Fri. 24/02, 14h (UTC)
Distance to the coast (km)
Flight time (h)
Probability (%)
Landing within 24h (W)
Landing within 48h (E)
Landing within 72h (E)
Landing within 120h (E)
No landing within 120h (E)
EPS deployment position
HWZ1 (E)


Sat. 26/02, 14h (LT)
Forward date: Mon. 21/02, 12h (UTC)
Speed function: U10_speed_Holtslo_2
Deployment date: Sat. 25/02, 14h (UTC)
Distance to the coast (km)
Flight time (h)
Probability (%)
Landing within 24h (E)
Landing within 48h (E)
Landing within 72h (E)
Landing within 120h (E)
No landing within 120h (E)
EPS deployment position
HWZ1 (E)