




Analysis
Deterministic forecast (HRES)
Data not available
Forecast date: Thu. 24/03, 00h (UTC)
Site: Eiffarie
Speed function: U10_speed_Holtslag_2
Measurement time: 10 (10Min/hr2)
Thu. 24/03, 14h
Fri. 25/03, 02h
Fri. 25/03, 08h
Fri. 25/03, 14h
Fri. 25/03, 20h
Sat. 26/03, 02h
Sat. 26/03, 08h
Sun. 27/03, 03h
Sun. 27/03, 15h
Mon. 28/03, 03h
Tue. 29/03, 03h
Displacement date (start)
Interception time (h)
Percentage of set numbers
Measurement time (h)
TC Central Pressure at interception time (hPa)
Minimum TC pressure during measurement period (hPa)
Wind at launch time (m/s)
Minimum of pressure within 300km during measurement period
Deepest minimum of pressure within 300km during measurement period
Integrated RW2 (m/s)

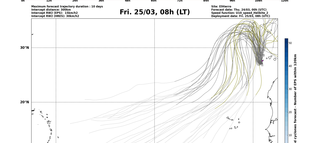

Maximum forward trajectory duration : 10 days
Interval between 2 trajectories : 3H(hrs)
Interval RW1 (NB1) : 10km(s)
Interval RW2 (NB2) : 30km(s)
Site: Eiffarie
Forecast date: Thu. 24/03, 00h (UTC)
Speed function: U10_speed_Holtslag_2
Deployment date: Thu. 24/03, 14h (UTC)
Percentage of flying ballons within a TC as a function of flight time
No interception
Interception from Named cyclone
Interception from Tracked
Interception from both
RW1
RW2



Maximum forward trajectory duration : 10 days
Interval between 2 trajectories : 3H(hrs)
Interval RW1 (NB1) : 10km(s)
Interval RW2 (NB2) : 30km(s)
Site: Eiffarie
Forecast date: Thu. 24/03, 00h (UTC)
Speed function: U10_speed_Holtslag_2
Deployment date: Thu. 24/03, 20h (UTC)
Percentage of flying ballons within a TC as a function of flight time
No interception
Interception from Named cyclone
Interception from Tracked
Interception from both
RW1
RW2



Maximum forward trajectory duration : 10 days
Interval between 2 trajectories : 3H(hrs)
Interval RW1 (NB1) : 10km(s)
Interval RW2 (NB2) : 30km(s)
Site: Eiffarie
Forecast date: Thu. 24/03, 00h (UTC)
Speed function: U10_speed_Holtslag_2
Deployment date: Fri. 25/03, 02h (UTC)
Percentage of flying ballons within a TC as a function of flight time
No interception
Interception from Named cyclone
Interception from Tracked
Interception from both
RW1
RW2



Maximum forward trajectory duration : 10 days
Interval between 2 trajectories : 3H(hrs)
Interval RW1 (NB1) : 10km(s)
Interval RW2 (NB2) : 30km(s)
Site: Eiffarie
Forecast date: Thu. 24/03, 00h (UTC)
Speed function: U10_speed_Holtslag_2
Deployment date: Fri. 25/03, 08h (UTC)
Percentage of flying ballons within a TC as a function of flight time
No interception
Interception from Named cyclone
Interception from Tracked
Interception from both
RW1
RW2

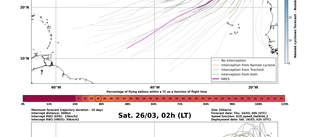

Maximum forward trajectory duration : 10 days
Interval between 2 trajectories : 3H(hrs)
Interval RW1 (NB1) : 10km(s)
Interval RW2 (NB2) : 30km(s)
Site: Eiffarie
Forecast date: Thu. 24/03, 00h (UTC)
Speed function: U10_speed_Holtslag_2
Deployment date: Fri. 25/03, 14h (UTC)
Percentage of flying ballons within a TC as a function of flight time
No interception
Interception from Named cyclone
Interception from Tracked
Interception from both
RW1
RW2

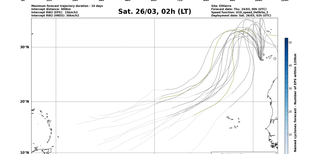

Maximum forward trajectory duration : 10 days
Interval between 2 trajectories : 3H(hrs)
Interval RW1 (NB1) : 10km(s)
Interval RW2 (NB2) : 30km(s)
Site: Eiffarie
Forecast date: Thu. 24/03, 00h (UTC)
Speed function: U10_speed_Holtslag_2
Deployment date: Fri. 25/03, 20h (UTC)
Percentage of flying ballons within a TC as a function of flight time
No interception
Interception from Named cyclone
Interception from Tracked
Interception from both
RW1
RW2



Maximum forward trajectory duration : 10 days
Interval between 2 trajectories : 3H(hrs)
Interval RW1 (NB1) : 10km(s)
Interval RW2 (NB2) : 30km(s)
Site: Eiffarie
Forecast date: Thu. 24/03, 00h (UTC)
Speed function: U10_speed_Holtslag_2
Deployment date: Sat. 26/03, 02h (UTC)
Percentage of flying ballons within a TC as a function of flight time
No interception
Interception from Named cyclone
Interception from Tracked
Interception from both
RW1
RW2


Maximum forward trajectory duration : 10 days
Interval between 2 trajectories : 3H(hrs)
Interval RW1 (NB1) : 10km(s)
Interval RW2 (NB2) : 30km(s)
Site: Eiffarie
Forecast date: Thu. 24/03, 00h (UTC)
Speed function: U10_speed_Holtslag_2
Deployment date: Sat. 26/03, 14h (UTC)
Percentage of flying ballons within a TC as a function of flight time
No interception
Interception from Named cyclone
Interception from Tracked
Interception from both
RW1
RW2



Maximum forward trajectory duration : 10 days
Interval between 2 trajectories : 3H(hrs)
Interval RW1 (NB1) : 10km(s)
Interval RW2 (NB2) : 30km(s)
Site: Eiffarie
Forecast date: Thu. 24/03, 00h (UTC)
Speed function: U10_speed_Holtslag_2
Deployment date: Sun. 27/03, 03h (UTC)
Percentage of flying ballons within a TC as a function of flight time
No interception
Interception from Named cyclone
Interception from Tracked
Interception from both
RW1
RW2



Maximum forward trajectory duration : 10 days
Interval between 2 trajectories : 3H(hrs)
Interval RW1 (NB1) : 10km(s)
Interval RW2 (NB2) : 30km(s)
Site: Eiffarie
Forecast date: Thu. 24/03, 00h (UTC)
Speed function: U10_speed_Holtslag_2
Deployment date: Sun. 27/03, 15h (UTC)
Percentage of flying ballons within a TC as a function of flight time
No interception
Interception from Named cyclone
Interception from Tracked
Interception from both
RW1
RW2



Maximum forward trajectory duration : 10 days
Interval between 2 trajectories : 3H(hrs)
Interval RW1 (NB1) : 10km(s)
Interval RW2 (NB2) : 30km(s)
Site: Eiffarie
Forecast date: Thu. 24/03, 00h (UTC)
Speed function: U10_speed_Holtslag_2
Deployment date: Mon. 28/03, 03h (UTC)
Percentage of flying ballons within a TC as a function of flight time
No interception
Interception from Named cyclone
Interception from Tracked
Interception from both
RW1
RW2



Maximum forward trajectory duration : 10 days
Interval between 2 trajectories : 3H(hrs)
Interval RW1 (NB1) : 10km(s)
Interval RW2 (NB2) : 30km(s)
Site: Eiffarie
Forecast date: Thu. 24/03, 00h (UTC)
Speed function: U10_speed_Holtslag_2
Deployment date: Tue. 29/03, 03h (UTC)
Percentage of flying ballons within a TC as a function of flight time
No interception
Interception from Named cyclone
Interception from Tracked
Interception from both
RW1
RW2



Analysis
Deterministic forecast (HRES)
Data not available
Forecast date: Thu. 24/03, 00h (UTC)
Site: Eiffarie
Speed function: U10_speed_Holtslag_2
Measurement time: 10 (10Min/hr2)
Thu. 24/03, 14h
Fri. 25/03, 02h
Fri. 25/03, 08h
Fri. 25/03, 14h
Fri. 25/03, 20h
Sat. 26/03, 02h
Sat. 26/03, 08h
Sun. 27/03, 03h
Sun. 27/03, 15h
Mon. 28/03, 03h
Tue. 29/03, 03h
Displacement date (start)
Interception time (h)
Percentage of set numbers
Measurement time (h)
Minimum of pressure within 300km during measurement period
Deepest minimum of pressure within 300km during measurement period
Integrated RW2 (m/s)



Thu. 24/03, 14h (UTC)
Site: Eiffarie
Forecast date: Thu. 24/03, 00h (UTC)
Speed function: U10_speed_Holtslag_2
Deployment date: Thu. 24/03, 14h (UTC)
Landing within 24h (0)
Landing within 48h (0)
Landing within 72h (0)
Landing within 120h (1)
No landing within 120h (99)
EPS deployment position
HRES (GO)



Thu. 24/03, 20h (UTC)
Site: Eiffarie
Forecast date: Thu. 24/03, 00h (UTC)
Speed function: U10_speed_Holtslag_2
Deployment date: Thu. 24/03, 20h (UTC)
Landing within 24h (0)
Landing within 48h (0)
Landing within 72h (0)
No landing within 120h (0)
EPS deployment position
HRES (no landing)



Fri. 25/03, 02h (UTC)
Site: Eiffarie
Forecast date: Thu. 24/03, 00h (UTC)
Speed function: U10_speed_Holtslag_2
Deployment date: Fri. 25/03, 02h (UTC)
Landing within 24h (0)
Landing within 48h (0)
Landing within 72h (0)
No landing within 120h (45)
EPS deployment position
HRES (no landing)

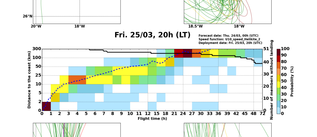

Fri. 25/03, 08h (UTC)
Site: Eiffarie
Forecast date: Thu. 24/03, 00h (UTC)
Speed function: U10_speed_Holtslag_2
Deployment date: Fri. 25/03, 08h (UTC)
Landing within 24h (0)
Landing within 48h (0)
Landing within 72h (0)
Landing within 120h (0)
No landing within 120h (99)
EPS deployment position
HRES (no)

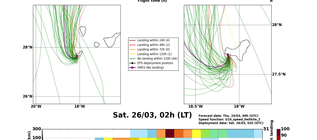

Fri. 25/03, 14h (UTC)
Site: Eiffarie
Forecast date: Thu. 24/03, 00h (UTC)
Speed function: U10_speed_Holtslag_2
Deployment date: Fri. 25/03, 14h (UTC)
Landing within 24h (0)
Landing within 48h (0)
Landing within 72h (0)
Landing within 120h (0)
No landing within 120h (99)
EPS deployment position
HRES (no)



Fri. 25/03, 20h (UTC)
Site: Eiffarie
Forecast date: Thu. 24/03, 00h (UTC)
Speed function: U10_speed_Holtslag_2
Deployment date: Fri. 25/03, 20h (UTC)
Landing within 24h (0)
Landing within 48h (0)
Landing within 72h (0)
Landing within 120h (1)
No landing within 120h (99)
EPS deployment position
HRES (no landing)



Sat. 26/03, 02h (UTC)
Site: Eiffarie
Forecast date: Thu. 24/03, 00h (UTC)
Speed function: U10_speed_Holtslag_2
Deployment date: Sat. 26/03, 02h (UTC)
Landing within 24h (0)
Landing within 48h (0)
Landing within 72h (0)
Landing within 120h (0)
No landing within 120h (99)
EPS deployment position
HRES (no)



Sat. 26/03, 14h (UTC)
Site: Eiffarie
Forecast date: Thu. 24/03, 00h (UTC)
Speed function: U10_speed_Holtslag_2
Deployment date: Sat. 26/03, 14h (UTC)
Landing within 24h (0)
Landing within 48h (0)
Landing within 72h (0)
Landing within 120h (0)
No landing within 120h (99)
EPS deployment position
HRES (no)


Sun. 27/03, 03h (UTC)
Site: Eiffarie
Forecast date: Thu. 24/03, 00h (UTC)
Speed function: U10_speed_Holtslag_2
Deployment date: Sun. 27/03, 03h (UTC)
Landing within 24h (0)
Landing within 48h (0)
Landing within 72h (0)
No landing within 120h (45)
EPS deployment position
HRES (no landing)


Sun. 27/03, 15h (UTC)
Site: Eiffarie
Forecast date: Thu. 24/03, 00h (UTC)
Speed function: U10_speed_Holtslag_2
Deployment date: Sun. 27/03, 15h (UTC)
Landing within 24h (0)
Landing within 48h (0)
Landing within 72h (0)
Landing within 120h (0)
No landing within 120h (99)
EPS deployment position
HRES (no landing)


Mon. 28/03, 03h (UTC)
Site: Eiffarie
Forecast date: Thu. 24/03, 00h (UTC)
Speed function: U10_speed_Holtslag_2
Deployment date: Mon. 28/03, 03h (UTC)
Landing within 24h (0)
Landing within 48h (0)
Landing within 72h (0)
Landing within 120h (0)
No landing within 120h (99)
EPS deployment position
HRES (no)


Tue. 29/03, 03h (UTC)
Site: Eiffarie
Forecast date: Thu. 24/03, 00h (UTC)
Speed function: U10_speed_Holtslag_2
Deployment date: Tue. 29/03, 03h (UTC)
Landing within 24h (1)
Landing within 48h (1)
Landing within 72h (3)
Landing within 120h (3)
No landing within 120h (90)
EPS deployment position
HRES (GR)


Probability (%)
Distance to the coast (km)
Flight time (h)