




Analysis
Synoptic forecast (ARIS)
Data not available
Forecast date: Mon. 17/10, 12h (UTC)
Site: Etienne
Speed function: V10_speed_Holtslag_1
Deployment time: 12h (10h/day/12)
Tue. 18/10, 00h
Wed. 19/10, 00h
Thu. 20/10, 00h
Fri. 21/10, 00h
Sat. 22/10, 00h
Deployment date (start)
Interrupt Time (h)
Percentage of set scenarios
Measurement Time (h)
TC Central Pressure at Interrupt time (hPa)
Minimum TC pressure during measurement period (hPa)
Wind at launch time (m/s)
Minimum of pressure within 300km during interrupt time (hPa)
Deepest minimum of pressure within 300km during measurement period
Integrated RI#2 (m/s)



Maximum forecast trajectory duration : 10 days
Interrupt distance: 1850km
Interrupt RW1 (ARIS) : 50km/s
Interrupt RW2 (ARIS) : 30km/s
Site: Etienne
Forecast date: Mon. 17/10, 12h (UTC)
Speed function: V10_speed_Holtslag_1
Deployment date: Tue. 18/10, 03h (UTC)
Tue. 18/10, 03h (LT)
No interception
Interception from Named cyclone
Interception from Touched
Interception from both
HWS
Percentage of flying ballons within a TC as a function of flight time
Nested cyclones threshold : Number of HPA covers 1150km



Maximum forecast trajectory duration : 10 days
Interrupt distance: 1850km
Interrupt RW1 (ARIS) : 50km/s
Interrupt RW2 (ARIS) : 30km/s
Site: Etienne
Forecast date: Mon. 17/10, 12h (UTC)
Speed function: V10_speed_Holtslag_1
Deployment date: Tue. 18/10, 09h (UTC)
Tue. 18/10, 09h (LT)
No interception
Interception from Named cyclone
Interception from Touched
Interception from both
HWS
Percentage of flying ballons within a TC as a function of flight time
Nested cyclones threshold : Number of HPA covers 1150km



Maximum forecast trajectory duration : 10 days
Interrupt distance: 1850km
Interrupt RW1 (ARIS) : 50km/s
Interrupt RW2 (ARIS) : 30km/s
Site: Etienne
Forecast date: Mon. 17/10, 12h (UTC)
Speed function: V10_speed_Holtslag_1
Deployment date: Tue. 18/10, 15h (UTC)
Tue. 18/10, 15h (LT)
No interception
Interception from Named cyclone
Interception from Touched
Interception from both
HWS
Percentage of flying ballons within a TC as a function of flight time
Nested cyclones threshold : Number of HPA covers 1150km


Maximum forecast trajectory duration : 10 days
Interrupt distance: 1850km
Interrupt RW1 (ARIS) : 50km/s
Interrupt RW2 (ARIS) : 30km/s
Site: Etienne
Forecast date: Mon. 17/10, 12h (UTC)
Speed function: V10_speed_Holtslag_1
Deployment date: Tue. 18/10, 21h (UTC)
Tue. 18/10, 21h (LT)
No interception
Interception from Named cyclone
Interception from Touched
Interception from both
HWS
Percentage of flying ballons within a TC as a function of flight time
Nested cyclones threshold : Number of HPA covers 1150km



Maximum forecast trajectory duration : 10 days
Interrupt distance: 1850km
Interrupt RW1 (ARIS) : 50km/s
Interrupt RW2 (ARIS) : 30km/s
Site: Etienne
Forecast date: Mon. 17/10, 12h (UTC)
Speed function: V10_speed_Holtslag_1
Deployment date: Wed. 19/10, 03h (UTC)
Wed. 19/10, 03h (LT)
No interception
Interception from Named cyclone
Interception from Touched
Interception from both
HWS
Percentage of flying ballons within a TC as a function of flight time
Nested cyclones threshold : Number of HPA covers 1150km

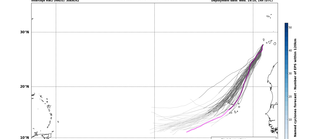

Maximum forecast trajectory duration : 10 days
Interrupt distance: 1850km
Interrupt RW1 (ARIS) : 50km/s
Interrupt RW2 (ARIS) : 30km/s
Site: Etienne
Forecast date: Mon. 17/10, 12h (UTC)
Speed function: V10_speed_Holtslag_1
Deployment date: Wed. 19/10, 09h (UTC)
Wed. 19/10, 09h (LT)
No interception
Interception from Named cyclone
Interception from Touched
Interception from both
HWS
Percentage of flying ballons within a TC as a function of flight time
Nested cyclones threshold : Number of HPA covers 1150km



Maximum forecast trajectory duration : 10 days
Interrupt distance: 1850km
Interrupt RW1 (ARIS) : 50km/s
Interrupt RW2 (ARIS) : 30km/s
Site: Etienne
Forecast date: Mon. 17/10, 12h (UTC)
Speed function: V10_speed_Holtslag_1
Deployment date: Wed. 19/10, 15h (UTC)
Wed. 19/10, 15h (LT)
No interception
Interception from Named cyclone
Interception from Touched
Interception from both
HWS
Percentage of flying ballons within a TC as a function of flight time
Nested cyclones threshold : Number of HPA covers 1150km



Maximum forecast trajectory duration : 10 days
Interrupt distance: 1850km
Interrupt RW1 (ARIS) : 50km/s
Interrupt RW2 (ARIS) : 30km/s
Site: Etienne
Forecast date: Mon. 17/10, 12h (UTC)
Speed function: V10_speed_Holtslag_1
Deployment date: Thu. 20/10, 03h (UTC)
Thu. 20/10, 03h (LT)
No interception
Interception from Named cyclone
Interception from Touched
Interception from both
HWS
Percentage of flying ballons within a TC as a function of flight time
Nested cyclones threshold : Number of HPA covers 1150km

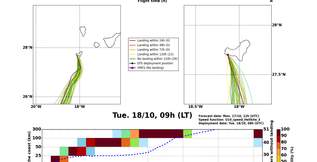

Maximum forecast trajectory duration : 10 days
Interrupt distance: 1850km
Interrupt RW1 (ARIS) : 50km/s
Interrupt RW2 (ARIS) : 30km/s
Site: Etienne
Forecast date: Mon. 17/10, 12h (UTC)
Speed function: V10_speed_Holtslag_1
Deployment date: Thu. 20/10, 15h (UTC)
Thu. 20/10, 15h (LT)
No interception
Interception from Named cyclone
Interception from Touched
Interception from both
HWS
Percentage of flying ballons within a TC as a function of flight time
Nested cyclones threshold : Number of HPA covers 1150km



Maximum forecast trajectory duration : 10 days
Interrupt distance: 1850km
Interrupt RW1 (ARIS) : 50km/s
Interrupt RW2 (ARIS) : 30km/s
Site: Etienne
Forecast date: Mon. 17/10, 12h (UTC)
Speed function: V10_speed_Holtslag_1
Deployment date: Fri. 21/10, 03h (UTC)
Fri. 21/10, 03h (LT)
No interception
Interception from Named cyclone
Interception from Touched
Interception from both
HWS
Percentage of flying ballons within a TC as a function of flight time
Nested cyclones threshold : Number of HPA covers 1150km



Maximum forecast trajectory duration : 10 days
Interrupt distance: 1850km
Interrupt RW1 (ARIS) : 50km/s
Interrupt RW2 (ARIS) : 30km/s
Site: Etienne
Forecast date: Mon. 17/10, 12h (UTC)
Speed function: V10_speed_Holtslag_1
Deployment date: Fri. 21/10, 15h (UTC)
Fri. 21/10, 15h (LT)
No interception
Interception from Named cyclone
Interception from Touched
Interception from both
HWS
Percentage of flying ballons within a TC as a function of flight time
Nested cyclones threshold : Number of HPA covers 1150km



Maximum forecast trajectory duration : 10 days
Interrupt distance: 1850km
Interrupt RW1 (ARIS) : 50km/s
Interrupt RW2 (ARIS) : 30km/s
Site: Etienne
Forecast date: Mon. 17/10, 12h (UTC)
Speed function: V10_speed_Holtslag_1
Deployment date: Sat. 22/10, 15h (UTC)
Sat. 22/10, 15h (LT)
No interception
Interception from Named cyclone
Interception from Touched
Interception from both
HWS
Percentage of flying ballons within a TC as a function of flight time
Nested cyclones threshold : Number of HPA covers 1150km



Tue. 18/10, 03h (LT)
Flight time (h)
Distance to the coast (km)
Probability (%)
Landing within [48-0]
Landing within [48-0]
Landing within [48-0]
Landing within [48-0]
No landing within [48-0]
3% deployment position
HWS (ARIS)
HWS (No landing)



Tue. 18/10, 09h (LT)
Flight time (h)
Distance to the coast (km)
Probability (%)
Landing within [48-0]
Landing within [48-0]
Landing within [48-0]
Landing within [48-0]
No landing within [48-0]
3% deployment position
HWS (ARIS)
HWS (No landing)



Tue. 18/10, 15h (LT)
Flight time (h)
Distance to the coast (km)
Probability (%)
Landing within [48-0]
Landing within [48-0]
Landing within [48-0]
Landing within [48-0]
No landing within [48-0]
3% deployment position
HWS (ARIS)
HWS (No landing)



Tue. 18/10, 21h (LT)
Flight time (h)
Distance to the coast (km)
Probability (%)
Landing within [48-0]
Landing within [48-0]
Landing within [48-0]
Landing within [48-0]
No landing within [48-0]
3% deployment position
HWS (ARIS)
HWS (No landing)



Wed. 19/10, 03h (LT)
Flight time (h)
Distance to the coast (km)
Probability (%)
Landing within [48-0]
Landing within [48-0]
Landing within [48-0]
Landing within [48-0]
No landing within [48-0]
3% deployment position
HWS (ARIS)
HWS (No landing)



Wed. 19/10, 09h (LT)
Flight time (h)
Distance to the coast (km)
Probability (%)
Landing within [48-0]
Landing within [48-0]
Landing within [48-0]
Landing within [48-0]
No landing within [48-0]
3% deployment position
HWS (ARIS)
HWS (No landing)

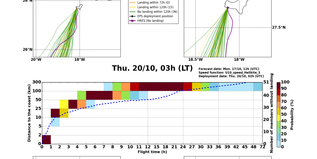

Wed. 19/10, 15h (LT)
Flight time (h)
Distance to the coast (km)
Probability (%)
Landing within [48-0]
Landing within [48-0]
Landing within [48-0]
Landing within [48-0]
No landing within [48-0]
3% deployment position
HWS (ARIS)
HWS (No landing)


Thu. 20/10, 03h (LT)
Flight time (h)
Distance to the coast (km)
Probability (%)
Landing within [48-0]
Landing within [48-0]
Landing within [48-0]
Landing within [48-0]
No landing within [48-0]
3% deployment position
HWS (ARIS)
HWS (No landing)


Thu. 20/10, 15h (LT)
Flight time (h)
Distance to the coast (km)
Probability (%)
Landing within [48-0]
Landing within [48-0]
Landing within [48-0]
Landing within [48-0]
No landing within [48-0]
3% deployment position
HWS (ARIS)
HWS (No landing)


Fri. 21/10, 03h (LT)
Flight time (h)
Distance to the coast (km)
Probability (%)
Landing within [48-0]
Landing within [48-0]
Landing within [48-0]
Landing within [48-0]
No landing within [48-0]
3% deployment position
HWS (ARIS)
HWS (No landing)


Fri. 21/10, 15h (LT)
Flight time (h)
Distance to the coast (km)
Probability (%)
Landing within [48-0]
Landing within [48-0]
Landing within [48-0]
Landing within [48-0]
No landing within [48-0]
3% deployment position
HWS (ARIS)
HWS (No landing)


Sat. 22/10, 15h (LT)
Flight time (h)
Distance to the coast (km)
Probability (%)
Landing within [48-0]
Landing within [48-0]
Landing within [48-0]
Landing within [48-0]
No landing within [48-0]
3% deployment position
HWS (ARIS)
HWS (No landing)