
Analysis
Synoptic forecast (ARIS)
Data not available
Forecast date: Sun. 04/12, 00h (UTC)
Site: Elliberis
Speed function: V10_speed_Holtslag_3
Method: Monte Carlo (100km/h)
Deployment date (start)
Interception time (h)
Percentage of set numbers (%)
Deployment date (start)
Measurement time (h)
Percentage of set numbers (%)


Deployment date (start)
Minimum TC pressure during measurement period (hPa)
Percentage of set numbers (%)
Deployment date (start)
Wind at launch time (m/s)
Percentage of set numbers (%)

Deployment date (start)
Minimum of pressure within 300km at interrupt time (hPa)
Deepest minimum of pressure within 300km during measurement period
Deployment date (start)
Integrated RW2 (m/s)
Percentage of set numbers (%)

Maximum forecast trajectory duration : 10 days
Interrupt distance: 100km
Interrupt RW2 (m/s): 100m/s
Interrupt RW2 (360h): 60m/s
Site: Elliberis
Forecast date: Sun. 04/12, 00h (UTC)
Speed function: V10_speed_Holtslag_3
Deployment date: Sun. 04/12, 14h (UTC)
Sun. 04/12, 14h (LT)
Distance to the coast (km)
Flight time (h)
Probability (%)
Percentage of flying ballons within a TC as a function of flight time
Nested cyclones threshold : Number of GFS events (100km)
No interception
Interception from Named cyclone
Interception from Tracheid
Interception from both
ARIS


Maximum forecast trajectory duration : 10 days
Interrupt distance: 100km
Interrupt RW2 (m/s): 100m/s
Interrupt RW2 (360h): 60m/s
Site: Elliberis
Forecast date: Sun. 04/12, 00h (UTC)
Speed function: V10_speed_Holtslag_3
Deployment date: Sun. 04/12, 20h (UTC)
Sun. 04/12, 20h (LT)
Distance to the coast (km)
Flight time (h)
Probability (%)
Percentage of flying ballons within a TC as a function of flight time
Nested cyclones threshold : Number of GFS events (100km)
No interception
Interception from Named cyclone
Interception from Tracheid
Interception from both
ARIS

Maximum forecast trajectory duration : 10 days
Interrupt distance: 100km
Interrupt RW2 (m/s): 100m/s
Interrupt RW2 (360h): 60m/s
Site: Elliberis
Forecast date: Sun. 04/12, 00h (UTC)
Speed function: V10_speed_Holtslag_3
Deployment date: Mon. 05/12, 02h (UTC)
Mon. 05/12, 02h (LT)
Distance to the coast (km)
Flight time (h)
Probability (%)
Percentage of flying ballons within a TC as a function of flight time
Nested cyclones threshold : Number of GFS events (100km)
No interception
Interception from Named cyclone
Interception from Tracheid
Interception from both
ARIS

Maximum forecast trajectory duration : 10 days
Interrupt distance: 100km
Interrupt RW2 (m/s): 100m/s
Interrupt RW2 (360h): 60m/s
Site: Elliberis
Forecast date: Sun. 04/12, 00h (UTC)
Speed function: V10_speed_Holtslag_3
Deployment date: Mon. 05/12, 08h (UTC)
Mon. 05/12, 08h (LT)
Distance to the coast (km)
Flight time (h)
Probability (%)
Percentage of flying ballons within a TC as a function of flight time
Nested cyclones threshold : Number of GFS events (100km)
No interception
Interception from Named cyclone
Interception from Tracheid
Interception from both
ARIS

Maximum forecast trajectory duration : 10 days
Interrupt distance: 100km
Interrupt RW2 (m/s): 100m/s
Interrupt RW2 (360h): 60m/s
Site: Elliberis
Forecast date: Sun. 04/12, 00h (UTC)
Speed function: V10_speed_Holtslag_3
Deployment date: Mon. 05/12, 14h (UTC)
Mon. 05/12, 14h (LT)
Distance to the coast (km)
Flight time (h)
Probability (%)
Percentage of flying ballons within a TC as a function of flight time
Nested cyclones threshold : Number of GFS events (100km)
No interception
Interception from Named cyclone
Interception from Tracheid
Interception from both
ARIS


Maximum forecast trajectory duration : 10 days
Interrupt distance: 100km
Interrupt RW2 (m/s): 100m/s
Interrupt RW2 (360h): 60m/s
Site: Elliberis
Forecast date: Sun. 04/12, 00h (UTC)
Speed function: V10_speed_Holtslag_3
Deployment date: Mon. 05/12, 20h (UTC)
Mon. 05/12, 20h (LT)
Distance to the coast (km)
Flight time (h)
Probability (%)
Percentage of flying ballons within a TC as a function of flight time
Nested cyclones threshold : Number of GFS events (100km)
No interception
Interception from Named cyclone
Interception from Tracheid
Interception from both
ARIS

Maximum forecast trajectory duration : 10 days
Interrupt distance: 100km
Interrupt RW2 (m/s): 100m/s
Interrupt RW2 (360h): 60m/s
Site: Elliberis
Forecast date: Sun. 04/12, 00h (UTC)
Speed function: V10_speed_Holtslag_3
Deployment date: Tue. 06/12, 02h (UTC)
Tue. 06/12, 02h (LT)
Distance to the coast (km)
Flight time (h)
Probability (%)
Percentage of flying ballons within a TC as a function of flight time
Nested cyclones threshold : Number of GFS events (100km)
No interception
Interception from Named cyclone
Interception from Tracheid
Interception from both
ARIS

Maximum forecast trajectory duration : 10 days
Interrupt distance: 100km
Interrupt RW2 (m/s): 100m/s
Interrupt RW2 (360h): 60m/s
Site: Elliberis
Forecast date: Sun. 04/12, 00h (UTC)
Speed function: V10_speed_Holtslag_3
Deployment date: Tue. 06/12, 14h (UTC)
Tue. 06/12, 14h (LT)
Distance to the coast (km)
Flight time (h)
Probability (%)
Percentage of flying ballons within a TC as a function of flight time
Nested cyclones threshold : Number of GFS events (100km)
No interception
Interception from Named cyclone
Interception from Tracheid
Interception from both
ARIS

Maximum forecast trajectory duration : 10 days
Interrupt distance: 100km
Interrupt RW2 (m/s): 100m/s
Interrupt RW2 (360h): 60m/s
Site: Elliberis
Forecast date: Sun. 04/12, 00h (UTC)
Speed function: V10_speed_Holtslag_3
Deployment date: Wed. 07/12, 02h (UTC)
Wed. 07/12, 02h (LT)
Distance to the coast (km)
Flight time (h)
Probability (%)
Percentage of flying ballons within a TC as a function of flight time
Nested cyclones threshold : Number of GFS events (100km)
No interception
Interception from Named cyclone
Interception from Tracheid
Interception from both
ARIS

Maximum forecast trajectory duration : 10 days
Interrupt distance: 100km
Interrupt RW2 (m/s): 100m/s
Interrupt RW2 (360h): 60m/s
Site: Elliberis
Forecast date: Sun. 04/12, 00h (UTC)
Speed function: V10_speed_Holtslag_3
Deployment date: Wed. 07/12, 14h (UTC)
Wed. 07/12, 14h (LT)
Distance to the coast (km)
Flight time (h)
Probability (%)
Percentage of flying ballons within a TC as a function of flight time
Nested cyclones threshold : Number of GFS events (100km)
No interception
Interception from Named cyclone
Interception from Tracheid
Interception from both
ARIS


Maximum forecast trajectory duration : 10 days
Interrupt distance: 100km
Interrupt RW2 (m/s): 100m/s
Interrupt RW2 (360h): 60m/s
Site: Elliberis
Forecast date: Sun. 04/12, 00h (UTC)
Speed function: V10_speed_Holtslag_3
Deployment date: Thu. 08/12, 02h (UTC)
Thu. 08/12, 02h (LT)
Distance to the coast (km)
Flight time (h)
Probability (%)
Percentage of flying ballons within a TC as a function of flight time
Nested cyclones threshold : Number of GFS events (100km)
No interception
Interception from Named cyclone
Interception from Tracheid
Interception from both
ARIS

Maximum forecast trajectory duration : 10 days
Interrupt distance: 100km
Interrupt RW2 (m/s): 100m/s
Interrupt RW2 (360h): 60m/s
Site: Elliberis
Forecast date: Sun. 04/12, 00h (UTC)
Speed function: V10_speed_Holtslag_3
Deployment date: Fri. 09/12, 02h (UTC)
Fri. 09/12, 02h (LT)
Distance to the coast (km)
Flight time (h)
Probability (%)
Percentage of flying ballons within a TC as a function of flight time
Nested cyclones threshold : Number of GFS events (100km)
No interception
Interception from Named cyclone
Interception from Tracheid
Interception from both
ARIS