
Analysis
Ensemble forecast (HRES)
Data not available
Forecast date: Mon. 05/12, 12h (UTC)
Site: Elliarora
Speed function: V10 (speed_thetaline_)
Method: Footprint (15/30km/h2)
Tue. 06/12, 00h
Wed. 07/12, 00h
Thu. 08/12, 00h
Fri. 09/12, 00h
Sat. 10/12, 00h
Tue. 06/12, 06h
Tue. 06/12, 12h
Tue. 06/12, 18h
Wed. 07/12, 06h
Wed. 07/12, 12h
Wed. 07/12, 18h
Thu. 08/12, 06h
Thu. 08/12, 12h
Thu. 08/12, 18h
Fri. 09/12, 06h
Fri. 09/12, 12h
Fri. 09/12, 18h
Sat. 10/12, 06h
Sat. 10/12, 12h
Sat. 10/12, 18h
Interceptions (%)
Percentage of all members
Interception Time (h)
Measurement time (h)
TC Central Pressure at Interception time (hPa)
Minimum TC pressure during measurement period (hPa)
Wind at launch time (m/s)
Minimum of pressure within 300km at interceptions time (hPa)
Deepest minimum of pressure within 300km during measurement period
Integrated RW2 (m/s)

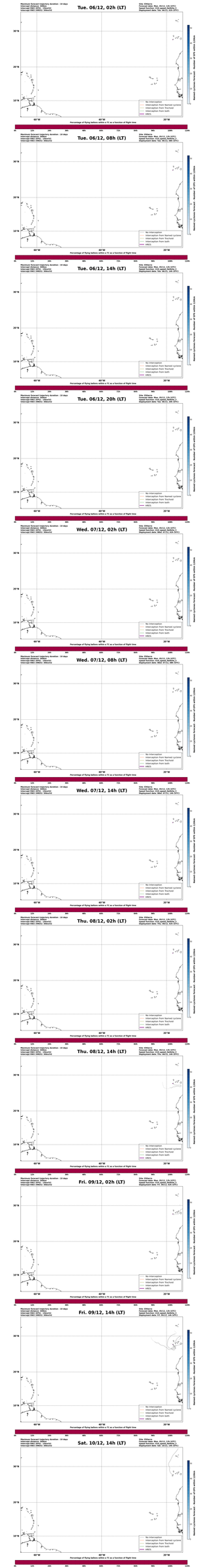
Tue. 06/12, 02h (LT)
Tue. 06/12, 08h (LT)
Tue. 06/12, 14h (LT)
Tue. 06/12, 20h (LT)
Wed. 07/12, 02h (LT)
Wed. 07/12, 08h (LT)
Wed. 07/12, 14h (LT)
Thu. 08/12, 02h (LT)
Thu. 08/12, 14h (LT)
Fri. 09/12, 02h (LT)
Fri. 09/12, 14h (LT)
Sat. 10/12, 14h (LT)
Percentage of flying balloons within a TC as a function of flight time
No interception
Interception from Named cyclone
Interception from Tracheid
Interception from both
ARE1


Tue. 06/12, 02h (LT)
Tue. 06/12, 08h (LT)
Tue. 06/12, 14h (LT)
Tue. 06/12, 20h (LT)
Wed. 07/12, 02h (LT)
Wed. 07/12, 08h (LT)
Not available
Thu. 08/12, 02h (LT)
Thu. 08/12, 14h (LT)
Fri. 09/12, 02h (LT)
Fri. 09/12, 14h (LT)
Sat. 10/12, 14h (LT)
Distance to the coast (km)
Flight time (h)
Probability (%)
Landing within 24h (0)
Landing within 48h (0)
Landing within 72h (0)
Landing within 120h (0)
No landing within 120h (%)
EPS deployment position
ARE1 (m)
ARE2 (No landing)