
Analysis
Synoptic forecast (48hr)
Data not available
Forecast date: Mon. 20/02, 00h (UTC)
Site: Etienne
Speed function: V10_speed_Holtslag_1
Release time: 12h (10m/hr2)

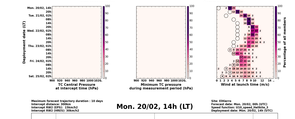
Deployment date (start)
Mon. 20/02, 14h
Tue. 21/02, 02h
Tue. 21/02, 08h
Tue. 21/02, 14h
Wed. 22/02, 02h
Wed. 22/02, 14h
Thu. 23/02, 02h
Thu. 23/02, 14h
Fri. 24/02, 02h
Sat. 25/02, 02h
Interrupt Time (h)
Percentage of set numbers (%)


Deployment date (start)
Measurement time (h)
Percentage of set numbers (%)

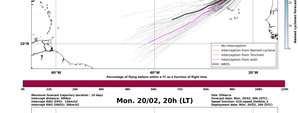
Deployment date (start)
TC Central Pressure at interrupt time (hPa)
Minimum TC pressure during measurement period (hPa)
Wind at launch time (m/s)

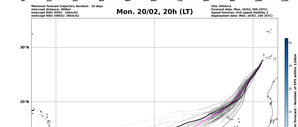
Deployment date (start)
Minimum of pressure within 300km at interrupt time (hPa)
Deepest minimum of pressure within 300km during measurement period
Integrated RI#2 (m/s)


Mon. 20/02, 14h (LT)
Maximum forward trajectory duration : 10 days
Interrupt distance: 1000km
Interrupt RSI1 (DRS): 10km/h
Interrupt RSI2 (DRS): 30km/h
Site: Etienne
Forecast date: Mon. 20/02, 00h (UTC)
Speed function: V10_speed_Holtslag_1
Deployment date: Mon. 20/02, 14h (UTC)
No interception
Interception from Named cyclone
Interception from Tracheal
Interception from both
ARES
Percentage of flying balloon within a TC as a function of flight time
Nested cyclones threshold : Number of GFS cases (150km)


Mon. 20/02, 20h (LT)
Maximum forward trajectory duration : 10 days
Interrupt distance: 1000km
Interrupt RSI1 (DRS): 10km/h
Interrupt RSI2 (DRS): 30km/h
Site: Etienne
Forecast date: Mon. 20/02, 00h (UTC)
Speed function: V10_speed_Holtslag_1
Deployment date: Mon. 20/02, 20h (UTC)
No interception
Interception from Named cyclone
Interception from Tracheal
Interception from both
ARES
Percentage of flying balloon within a TC as a function of flight time
Nested cyclones threshold : Number of GFS cases (150km)


Tue. 21/02, 02h (LT)
Maximum forward trajectory duration : 10 days
Interrupt distance: 1000km
Interrupt RSI1 (DRS): 10km/h
Interrupt RSI2 (DRS): 30km/h
Site: Etienne
Forecast date: Mon. 20/02, 00h (UTC)
Speed function: V10_speed_Holtslag_1
Deployment date: Tue. 21/02, 02h (UTC)
No interception
Interception from Named cyclone
Interception from Tracheal
Interception from both
ARES
Percentage of flying balloon within a TC as a function of flight time
Nested cyclones threshold : Number of GFS cases (150km)

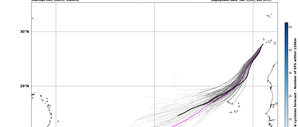
Tue. 21/02, 08h (LT)
Maximum forward trajectory duration : 10 days
Interrupt distance: 1000km
Interrupt RSI1 (DRS): 10km/h
Interrupt RSI2 (DRS): 30km/h
Site: Etienne
Forecast date: Mon. 20/02, 00h (UTC)
Speed function: V10_speed_Holtslag_1
Deployment date: Tue. 21/02, 08h (UTC)
No interception
Interception from Named cyclone
Interception from Tracheal
Interception from both
ARES
Percentage of flying balloon within a TC as a function of flight time
Nested cyclones threshold : Number of GFS cases (150km)


Tue. 21/02, 14h (LT)
Maximum forward trajectory duration : 10 days
Interrupt distance: 1000km
Interrupt RSI1 (DRS): 10km/h
Interrupt RSI2 (DRS): 30km/h
Site: Etienne
Forecast date: Mon. 20/02, 00h (UTC)
Speed function: V10_speed_Holtslag_1
Deployment date: Tue. 21/02, 14h (UTC)
No interception
Interception from Named cyclone
Interception from Tracheal
Interception from both
ARES
Percentage of flying balloon within a TC as a function of flight time
Nested cyclones threshold : Number of GFS cases (150km)

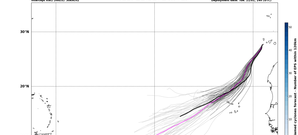
Tue. 21/02, 20h (LT)
Maximum forward trajectory duration : 10 days
Interrupt distance: 1000km
Interrupt RSI1 (DRS): 10km/h
Interrupt RSI2 (DRS): 30km/h
Site: Etienne
Forecast date: Mon. 20/02, 00h (UTC)
Speed function: V10_speed_Holtslag_1
Deployment date: Tue. 21/02, 20h (UTC)
No interception
Interception from Named cyclone
Interception from Tracheal
Interception from both
ARES
Percentage of flying balloon within a TC as a function of flight time
Nested cyclones threshold : Number of GFS cases (150km)


Wed. 22/02, 02h (LT)
Maximum forward trajectory duration : 10 days
Interrupt distance: 1000km
Interrupt RSI1 (DRS): 10km/h
Interrupt RSI2 (DRS): 30km/h
Site: Etienne
Forecast date: Mon. 20/02, 00h (UTC)
Speed function: V10_speed_Holtslag_1
Deployment date: Wed. 22/02, 02h (UTC)
No interception
Interception from Named cyclone
Interception from Tracheal
Interception from both
ARES
Percentage of flying balloon within a TC as a function of flight time
Nested cyclones threshold : Number of GFS cases (150km)

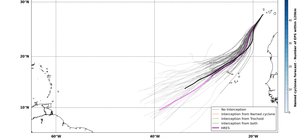
Wed. 22/02, 14h (LT)
Maximum forward trajectory duration : 10 days
Interrupt distance: 1000km
Interrupt RSI1 (DRS): 10km/h
Interrupt RSI2 (DRS): 30km/h
Site: Etienne
Forecast date: Mon. 20/02, 00h (UTC)
Speed function: V10_speed_Holtslag_1
Deployment date: Wed. 22/02, 14h (UTC)
No interception
Interception from Named cyclone
Interception from Tracheal
Interception from both
ARES
Percentage of flying balloon within a TC as a function of flight time
Nested cyclones threshold : Number of GFS cases (150km)

Thu. 23/02, 02h (LT)
Maximum forward trajectory duration : 10 days
Interrupt distance: 1000km
Interrupt RSI1 (DRS): 10km/h
Interrupt RSI2 (DRS): 30km/h
Site: Etienne
Forecast date: Mon. 20/02, 00h (UTC)
Speed function: V10_speed_Holtslag_1
Deployment date: Thu. 23/02, 02h (UTC)
No interception
Interception from Named cyclone
Interception from Tracheal
Interception from both
ARES
Percentage of flying balloon within a TC as a function of flight time
Nested cyclones threshold : Number of GFS cases (150km)

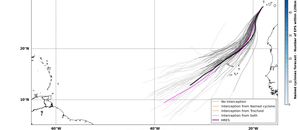
Thu. 23/02, 14h (LT)
Maximum forward trajectory duration : 10 days
Interrupt distance: 1000km
Interrupt RSI1 (DRS): 10km/h
Interrupt RSI2 (DRS): 30km/h
Site: Etienne
Forecast date: Mon. 20/02, 00h (UTC)
Speed function: V10_speed_Holtslag_1
Deployment date: Thu. 23/02, 14h (UTC)
No interception
Interception from Named cyclone
Interception from Tracheal
Interception from both
ARES
Percentage of flying balloon within a TC as a function of flight time
Nested cyclones threshold : Number of GFS cases (150km)


Fri. 24/02, 02h (LT)
Maximum forward trajectory duration : 10 days
Interrupt distance: 1000km
Interrupt RSI1 (DRS): 10km/h
Interrupt RSI2 (DRS): 30km/h
Site: Etienne
Forecast date: Mon. 20/02, 00h (UTC)
Speed function: V10_speed_Holtslag_1
Deployment date: Fri. 24/02, 02h (UTC)
No interception
Interception from Named cyclone
Interception from Tracheal
Interception from both
ARES
Percentage of flying balloon within a TC as a function of flight time
Nested cyclones threshold : Number of GFS cases (150km)

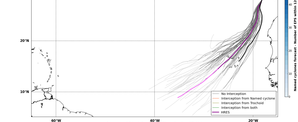
Sat. 25/02, 02h (LT)
Maximum forward trajectory duration : 10 days
Interrupt distance: 1000km
Interrupt RSI1 (DRS): 10km/h
Interrupt RSI2 (DRS): 30km/h
Site: Etienne
Forecast date: Mon. 20/02, 00h (UTC)
Speed function: V10_speed_Holtslag_1
Deployment date: Sat. 25/02, 02h (UTC)
No interception
Interception from Named cyclone
Interception from Tracheal
Interception from both
ARES
Percentage of flying balloon within a TC as a function of flight time
Nested cyclones threshold : Number of GFS cases (150km)

Mon. 20/02, 14h (LT)
Forecast date: Mon. 20/02, 00h (UTC)
Speed function: V10_speed_Holtslag_1
Deployment date: Mon. 20/02, 14h (UTC)
Distance to the coast (km)
Probability (%)
Flight time (h)
Landing within 24h 00
Landing within 48h 00
Landing within 72h 00
No landing within 120h 00
No landing within 120h 00 (All)
EPS deployment position
HRES (No landing)

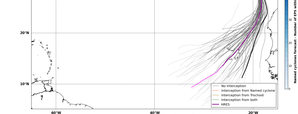
Mon. 20/02, 20h (LT)
Forecast date: Mon. 20/02, 00h (UTC)
Speed function: V10_speed_Holtslag_1
Deployment date: Mon. 20/02, 20h (UTC)
Distance to the coast (km)
Probability (%)
Flight time (h)
Landing within 24h 00
Landing within 48h 00
Landing within 72h 00
No landing within 120h 00
No landing within 120h 00 (All)
EPS deployment position
HRES (No landing)

Tue. 21/02, 02h (LT)
Forecast date: Mon. 20/02, 00h (UTC)
Speed function: V10_speed_Holtslag_1
Deployment date: Tue. 21/02, 02h (UTC)
Distance to the coast (km)
Probability (%)
Flight time (h)
Landing within 24h 00
Landing within 48h 00
Landing within 72h 00
No landing within 120h 00
No landing within 120h 00 (All)
EPS deployment position
HRES (No landing)


Tue. 21/02, 08h (LT)
Forecast date: Mon. 20/02, 00h (UTC)
Speed function: V10_speed_Holtslag_1
Deployment date: Tue. 21/02, 08h (UTC)
Distance to the coast (km)
Probability (%)
Flight time (h)
Landing within 24h 00
Landing within 48h 00
Landing within 72h 00
No landing within 120h 00
No landing within 120h 00 (All)
EPS deployment position
HRES (No landing)

Tue. 21/02, 14h (LT)
Forecast date: Mon. 20/02, 00h (UTC)
Speed function: V10_speed_Holtslag_1
Deployment date: Tue. 21/02, 14h (UTC)
Distance to the coast (km)
Probability (%)
Flight time (h)
Landing within 24h 00
Landing within 48h 00
Landing within 72h 00
No landing within 120h 00
No landing within 120h 00 (All)
EPS deployment position
HRES (No landing)


Tue. 21/02, 20h (LT)
Forecast date: Mon. 20/02, 00h (UTC)
Speed function: V10_speed_Holtslag_1
Deployment date: Tue. 21/02, 20h (UTC)
Distance to the coast (km)
Probability (%)
Flight time (h)
Landing within 24h 00
Landing within 48h 00
Landing within 72h 00
No landing within 120h 00
No landing within 120h 00 (All)
EPS deployment position
HRES (No landing)

Wed. 22/02, 02h (LT)
Forecast date: Mon. 20/02, 00h (UTC)
Speed function: V10_speed_Holtslag_1
Deployment date: Wed. 22/02, 02h (UTC)
Distance to the coast (km)
Probability (%)
Flight time (h)
Landing within 24h 00
Landing within 48h 00
Landing within 72h 00
No landing within 120h 00
No landing within 120h 00 (All)
EPS deployment position
HRES (No landing)

Wed. 22/02, 14h (LT)
Forecast date: Mon. 20/02, 00h (UTC)
Speed function: V10_speed_Holtslag_1
Deployment date: Wed. 22/02, 14h (UTC)
Distance to the coast (km)
Probability (%)
Flight time (h)
Landing within 24h 00
Landing within 48h 00
Landing within 72h 00
No landing within 120h 00
No landing within 120h 00 (All)
EPS deployment position
HRES (No landing)


Analysis
Synoptic forecast (48hr)
Data not available
Forecast date: Mon. 20/02, 00h (UTC)
Site: Etienne
Speed function: V10_speed_Holtslag_1
Release time: 12h (10m/hr2)


Deployment date (start)
Mon. 20/02, 14h
Tue. 21/02, 02h
Tue. 21/02, 08h
Tue. 21/02, 14h
Wed. 22/02, 02h
Wed. 22/02, 14h
Thu. 23/02, 02h
Thu. 23/02, 14h
Fri. 24/02, 02h
Sat. 25/02, 02h
Interrupt Time (h)
Percentage of set numbers (%)


Deployment date (start)
Measurement time (h)
Percentage of set numbers (%)


Deployment date (start)
TC Central Pressure at interrupt time (hPa)
Minimum TC pressure during measurement period (hPa)
Wind at launch time (m/s)


Deployment date (start)
Minimum of pressure within 300km at interrupt time (hPa)
Deepest minimum of pressure within 300km during measurement period
Integrated RI#2 (m/s)


Mon. 20/02, 14h (LT)
Forecast date: Mon. 20/02, 00h (UTC)
Speed function: V10_speed_Holtslag_1
Deployment date: Mon. 20/02, 14h (UTC)
Distance to the coast (km)
Probability (%)
Flight time (h)
Landing within 24h 00
Landing within 48h 00
Landing within 72h 00
No landing within 120h 00
No landing within 120h 00 (All)
EPS deployment position
HRES (No landing)


Mon. 20/02, 20h (LT)
Forecast date: Mon. 20/02, 00h (UTC)
Speed function: V10_speed_Holtslag_1
Deployment date: Mon. 20/02, 20h (UTC)
Distance to the coast (km)
Probability (%)
Flight time (h)
Landing within 24h 00
Landing within 48h 00
Landing within 72h 00
No landing within 120h 00
No landing within 120h 00 (All)
EPS deployment position
HRES (No landing)


Tue. 21/02, 02h (LT)
Forecast date: Mon. 20/02, 00h (UTC)
Speed function: V10_speed_Holtslag_1
Deployment date: Tue. 21/02, 02h (UTC)
Distance to the coast (km)
Probability (%)
Flight time (h)
Landing within 24h 00
Landing within 48h 00
Landing within 72h 00
No landing within 120h 00
No landing within 120h 00 (All)
EPS deployment position
HRES (No landing)


Tue. 21/02, 08h (LT)
Forecast date: Mon. 20/02, 00h (UTC)
Speed function: V10_speed_Holtslag_1
Deployment date: Tue. 21/02, 08h (UTC)
Distance to the coast (km)
Probability (%)
Flight time (h)
Landing within 24h 00
Landing within 48h 00
Landing within 72h 00
No landing within 120h 00
No landing within 120h 00 (All)
EPS deployment position
HRES (No landing)


Tue. 21/02, 14h (LT)
Forecast date: Mon. 20/02, 00h (UTC)
Speed function: V10_speed_Holtslag_1
Deployment date: Tue. 21/02, 14h (UTC)
Distance to the coast (km)
Probability (%)
Flight time (h)
Landing within 24h 00
Landing within 48h 00
Landing within 72h 00
No landing within 120h 00
No landing within 120h 00 (All)
EPS deployment position
HRES (No landing)


Tue. 21/02, 20h (LT)
Forecast date: Mon. 20/02, 00h (UTC)
Speed function: V10_speed_Holtslag_1
Deployment date: Tue. 21/02, 20h (UTC)
Distance to the coast (km)
Probability (%)
Flight time (h)
Landing within 24h 00
Landing within 48h 00
Landing within 72h 00
No landing within 120h 00
No landing within 120h 00 (All)
EPS deployment position
HRES (No landing)


Wed. 22/02, 02h (LT)
Forecast date: Mon. 20/02, 00h (UTC)
Speed function: V10_speed_Holtslag_1
Deployment date: Wed. 22/02, 02h (UTC)
Distance to the coast (km)
Probability (%)
Flight time (h)
Landing within 24h 00
Landing within 48h 00
Landing within 72h 00
No landing within 120h 00
No landing within 120h 00 (All)
EPS deployment position
HRES (No landing)


Wed. 22/02, 14h (LT)
Forecast date: Mon. 20/02, 00h (UTC)
Speed function: V10_speed_Holtslag_1
Deployment date: Wed. 22/02, 14h (UTC)
Distance to the coast (km)
Probability (%)
Flight time (h)
Landing within 24h 00
Landing within 48h 00
Landing within 72h 00
No landing within 120h 00
No landing within 120h 00 (All)
EPS deployment position
HRES (No landing)


Thu. 23/02, 02h (LT)
Forecast date: Mon. 20/02, 00h (UTC)
Speed function: V10_speed_Holtslag_1
Deployment date: Thu. 23/02, 02h (UTC)
Distance to the coast (km)
Probability (%)
Flight time (h)
Landing within 24h 00
Landing within 48h 00
Landing within 72h 00
No landing within 120h 00
No landing within 120h 00 (All)
EPS deployment position
HRES (No landing)


Thu. 23/02, 14h (LT)
Forecast date: Mon. 20/02, 00h (UTC)
Speed function: V10_speed_Holtslag_1
Deployment date: Thu. 23/02, 14h (UTC)
Distance to the coast (km)
Probability (%)
Flight time (h)
Landing within 24h 00
Landing within 48h 00
Landing within 72h 00
No landing within 120h 00
No landing within 120h 00 (All)
EPS deployment position
HRES (No landing)


Fri. 24/02, 02h (LT)
Forecast date: Mon. 20/02, 00h (UTC)
Speed function: V10_speed_Holtslag_1
Deployment date: Fri. 24/02, 02h (UTC)
Distance to the coast (km)
Probability (%)
Flight time (h)
Landing within 24h 00
Landing within 48h 00
Landing within 72h 00
No landing within 120h 00
No landing within 120h 00 (All)
EPS deployment position
HRES (No landing)


Sat. 25/02, 02h (LT)
Forecast date: Mon. 20/02, 00h (UTC)
Speed function: V10_speed_Holtslag_1
Deployment date: Sat. 25/02, 02h (UTC)
Distance to the coast (km)
Probability (%)
Flight time (h)
Landing within 24h 00
Landing within 48h 00
Landing within 72h 00
No landing within 120h 00
No landing within 120h 00 (All)
EPS deployment position
HRES (No landing)