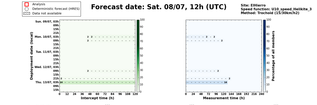




Analysis
Synoptic forecast (HRES)
Data not available
Forecast date: Sat. 08/07, 12h (UTC)
Site: Etienne
Speed function: V10_speed_Holtslag_1
Method: Monte Carlo (100kts)
Sun. 09/07, 00h
Mon. 10/07, 00h
Tue. 11/07, 00h
Wed. 12/07, 00h
Thu. 13/07, 00h
Interception Time (h)
Measurement time (h)
Minimum of pressure within 300km at interception time (hPa)
Deepest minimum of pressure within 300km during measurement period
Integrated RW2 (m/s)
TC Central Pressure at interception time (hPa)
Minimum TC pressure during measurement period (hPa)
Wind at launch time (m/s)
Percentage of scenarios



Analysis
Synoptic forecast (HRES)
Data not available
Forecast date: Sat. 08/07, 12h (UTC)
Site: Etienne
Speed function: V10_speed_Holtslag_1
Method: Monte Carlo (100kts)
Sun. 09/07, 00h
Mon. 10/07, 00h
Tue. 11/07, 00h
Wed. 12/07, 00h
Thu. 13/07, 00h
Interception Time (h)
Measurement time (h)
Minimum of pressure within 300km at interception time (hPa)
Deepest minimum of pressure within 300km during measurement period
Integrated RW2 (m/s)
Percentage of scenarios



Maximum forward trajectory duration : 10 days
Interval distance: 200km
Interval RW2 (HRES): 10m/s2
Interval RW2 (ENS): 10m/s2
Site: Etienne
Forecast date: Sat. 08/07, 12h (UTC)
Speed function: V10_speed_Holtslag_1
Deployment date: Sun. 09/07, 03h (UTC)
Sun. 09/07, 03h (LT)
No interception
Interception from Named cyclone
Interception from Tracked
Interception from both
HRES
Percentage of flying ballons within a TC as a function of flight time
Nearest cyclone tracked - Number of HPA centre (-150km)


Site: Etienne
Forecast date: Sat. 08/07, 12h (UTC)
Speed function: V10_speed_Holtslag_1
Deployment date: Sun. 09/07, 03h (UTC)
Sun. 09/07, 03h (LT)
Distance to the coast (km)
Flight time (h)
Probability (%)
Landing within 24h 00
Landing within 48h 00
Landing within 72h 00
Landing within 120h 00
No landing within 120h (HRES)
EPS deployment position
HRES (120h)



Maximum forward trajectory duration : 10 days
Interval distance: 200km
Interval RW2 (HRES): 10m/s2
Interval RW2 (ENS): 10m/s2
Site: Etienne
Forecast date: Sat. 08/07, 12h (UTC)
Speed function: V10_speed_Holtslag_1
Deployment date: Sun. 09/07, 09h (UTC)
Sun. 09/07, 09h (LT)
No interception
Interception from Named cyclone
Interception from Tracked
Interception from both
HRES
Percentage of flying ballons within a TC as a function of flight time
Nearest cyclone tracked - Number of HPA centre (-150km)


Site: Etienne
Forecast date: Sat. 08/07, 12h (UTC)
Speed function: V10_speed_Holtslag_1
Deployment date: Sun. 09/07, 09h (UTC)
Sun. 09/07, 09h (LT)
Distance to the coast (km)
Flight time (h)
Probability (%)
Landing within 24h 00
Landing within 48h 00
Landing within 72h 00
Landing within 120h 00
No landing within 120h (HRES)
EPS deployment position
HRES (120h)



Maximum forward trajectory duration : 10 days
Interval distance: 200km
Interval RW2 (HRES): 10m/s2
Interval RW2 (ENS): 10m/s2
Site: Etienne
Forecast date: Sat. 08/07, 12h (UTC)
Speed function: V10_speed_Holtslag_1
Deployment date: Sun. 09/07, 15h (UTC)
Sun. 09/07, 15h (LT)
No interception
Interception from Named cyclone
Interception from Tracked
Interception from both
HRES
Percentage of flying ballons within a TC as a function of flight time
Nearest cyclone tracked - Number of HPA centre (-150km)


Site: Etienne
Forecast date: Sat. 08/07, 12h (UTC)
Speed function: V10_speed_Holtslag_1
Deployment date: Sun. 09/07, 15h (UTC)
Sun. 09/07, 15h (LT)
Distance to the coast (km)
Flight time (h)
Probability (%)
Landing within 24h 00
Landing within 48h 00
Landing within 72h 00
Landing within 120h 00
No landing within 120h (HRES)
EPS deployment position
HRES (120h)



Maximum forward trajectory duration : 10 days
Interval distance: 200km
Interval RW2 (HRES): 10m/s2
Interval RW2 (ENS): 10m/s2
Site: Etienne
Forecast date: Sat. 08/07, 12h (UTC)
Speed function: V10_speed_Holtslag_1
Deployment date: Sun. 09/07, 21h (UTC)
Sun. 09/07, 21h (LT)
No interception
Interception from Named cyclone
Interception from Tracked
Interception from both
HRES
Percentage of flying ballons within a TC as a function of flight time
Nearest cyclone tracked - Number of HPA centre (-150km)


Site: Etienne
Forecast date: Sat. 08/07, 12h (UTC)
Speed function: V10_speed_Holtslag_1
Deployment date: Sun. 09/07, 21h (UTC)
Sun. 09/07, 21h (LT)
Distance to the coast (km)
Flight time (h)
Probability (%)
Landing within 24h 00
Landing within 48h 00
Landing within 72h 00
Landing within 120h 00
No landing within 120h (HRES)
EPS deployment position
HRES (120h)



Maximum forward trajectory duration : 10 days
Interval distance: 200km
Interval RW2 (HRES): 10m/s2
Interval RW2 (ENS): 10m/s2
Site: Etienne
Forecast date: Sat. 08/07, 12h (UTC)
Speed function: V10_speed_Holtslag_1
Deployment date: Mon. 10/07, 03h (UTC)
Mon. 10/07, 03h (LT)
No interception
Interception from Named cyclone
Interception from Tracked
Interception from both
HRES
Percentage of flying ballons within a TC as a function of flight time
Nearest cyclone tracked - Number of HPA centre (-150km)


Site: Etienne
Forecast date: Sat. 08/07, 12h (UTC)
Speed function: V10_speed_Holtslag_1
Deployment date: Mon. 10/07, 03h (UTC)
Mon. 10/07, 03h (LT)
Distance to the coast (km)
Flight time (h)
Probability (%)
Landing within 24h 00
Landing within 48h 00
Landing within 72h 00
Landing within 120h 00
No landing within 120h (HRES)
EPS deployment position
HRES (120h)



Maximum forward trajectory duration : 10 days
Interval distance: 200km
Interval RW2 (HRES): 10m/s2
Interval RW2 (ENS): 10m/s2
Site: Etienne
Forecast date: Sat. 08/07, 12h (UTC)
Speed function: V10_speed_Holtslag_1
Deployment date: Mon. 10/07, 09h (UTC)
Mon. 10/07, 09h (LT)
No interception
Interception from Named cyclone
Interception from Tracked
Interception from both
HRES
Percentage of flying ballons within a TC as a function of flight time
Nearest cyclone tracked - Number of HPA centre (-150km)


Site: Etienne
Forecast date: Sat. 08/07, 12h (UTC)
Speed function: V10_speed_Holtslag_1
Deployment date: Mon. 10/07, 09h (UTC)
Mon. 10/07, 09h (LT)
Distance to the coast (km)
Flight time (h)
Probability (%)
Landing within 24h 00
Landing within 48h 00
Landing within 72h 00
Landing within 120h 00
No landing within 120h (HRES)
EPS deployment position
HRES (No landing)



Maximum forward trajectory duration : 10 days
Interval distance: 200km
Interval RW2 (HRES): 10m/s2
Interval RW2 (ENS): 10m/s2
Site: Etienne
Forecast date: Sat. 08/07, 12h (UTC)
Speed function: V10_speed_Holtslag_1
Deployment date: Mon. 10/07, 15h (UTC)
Mon. 10/07, 15h (LT)
No interception
Interception from Named cyclone
Interception from Tracked
Interception from both
HRES
Percentage of flying ballons within a TC as a function of flight time
Nearest cyclone tracked - Number of HPA centre (-150km)


Site: Etienne
Forecast date: Sat. 08/07, 12h (UTC)
Speed function: V10_speed_Holtslag_1
Deployment date: Mon. 10/07, 15h (UTC)
Mon. 10/07, 15h (LT)
Distance to the coast (km)
Flight time (h)
Probability (%)
Landing within 24h 00
Landing within 48h 00
Landing within 72h 00
Landing within 120h 00
No landing within 120h (HRES)
EPS deployment position
HRES (No landing)

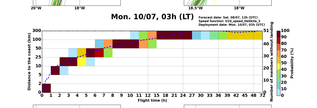

Maximum forward trajectory duration : 10 days
Interval distance: 200km
Interval RW2 (HRES): 10m/s2
Interval RW2 (ENS): 10m/s2
Site: Etienne
Forecast date: Sat. 08/07, 12h (UTC)
Speed function: V10_speed_Holtslag_1
Deployment date: Tue. 11/07, 03h (UTC)
Tue. 11/07, 03h (LT)
No interception
Interception from Named cyclone
Interception from Tracked
Interception from both
HRES
Percentage of flying ballons within a TC as a function of flight time
Nearest cyclone tracked - Number of HPA centre (-150km)


Site: Etienne
Forecast date: Sat. 08/07, 12h (UTC)
Speed function: V10_speed_Holtslag_1
Deployment date: Tue. 11/07, 03h (UTC)
Tue. 11/07, 03h (LT)
Distance to the coast (km)
Flight time (h)
Probability (%)
Landing within 24h 00
Landing within 48h 00
Landing within 72h 00
Landing within 120h 00
No landing within 120h (HRES)
EPS deployment position
HRES (No landing)



Maximum forward trajectory duration : 10 days
Interval distance: 200km
Interval RW2 (HRES): 10m/s2
Interval RW2 (ENS): 10m/s2
Site: Etienne
Forecast date: Sat. 08/07, 12h (UTC)
Speed function: V10_speed_Holtslag_1
Deployment date: Tue. 11/07, 15h (UTC)
Tue. 11/07, 15h (LT)
No interception
Interception from Named cyclone
Interception from Tracked
Interception from both
HRES
Percentage of flying ballons within a TC as a function of flight time
Nearest cyclone tracked - Number of HPA centre (-150km)


Site: Etienne
Forecast date: Sat. 08/07, 12h (UTC)
Speed function: V10_speed_Holtslag_1
Deployment date: Tue. 11/07, 15h (UTC)
Tue. 11/07, 15h (LT)
Distance to the coast (km)
Flight time (h)
Probability (%)
Landing within 24h 00
Landing within 48h 00
Landing within 72h 00
Landing within 120h 00
No landing within 120h (HRES)
EPS deployment position
HRES (No landing)

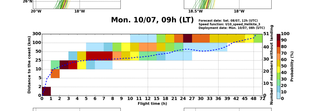

Maximum forward trajectory duration : 10 days
Interval distance: 200km
Interval RW2 (HRES): 10m/s2
Interval RW2 (ENS): 10m/s2
Site: Etienne
Forecast date: Sat. 08/07, 12h (UTC)
Speed function: V10_speed_Holtslag_1
Deployment date: Wed. 12/07, 03h (UTC)
Wed. 12/07, 03h (LT)
No interception
Interception from Named cyclone
Interception from Tracked
Interception from both
HRES
Percentage of flying ballons within a TC as a function of flight time
Nearest cyclone tracked - Number of HPA centre (-150km)


Site: Etienne
Forecast date: Sat. 08/07, 12h (UTC)
Speed function: V10_speed_Holtslag_1
Deployment date: Wed. 12/07, 03h (UTC)
Wed. 12/07, 03h (LT)
Distance to the coast (km)
Flight time (h)
Probability (%)
Landing within 24h 00
Landing within 48h 00
Landing within 72h 00
Landing within 120h 00
No landing within 120h (HRES)
EPS deployment position
HRES (No landing)


Maximum forward trajectory duration : 10 days
Interval distance: 200km
Interval RW2 (HRES): 10m/s2
Interval RW2 (ENS): 10m/s2
Site: Etienne
Forecast date: Sat. 08/07, 12h (UTC)
Speed function: V10_speed_Holtslag_1
Deployment date: Wed. 12/07, 15h (UTC)
Wed. 12/07, 15h (LT)
No interception
Interception from Named cyclone
Interception from Tracked
Interception from both
HRES
Percentage of flying ballons within a TC as a function of flight time
Nearest cyclone tracked - Number of HPA centre (-150km)


Site: Etienne
Forecast date: Sat. 08/07, 12h (UTC)
Speed function: V10_speed_Holtslag_1
Deployment date: Wed. 12/07, 15h (UTC)
Wed. 12/07, 15h (LT)
Distance to the coast (km)
Flight time (h)
Probability (%)
Landing within 24h 00
Landing within 48h 00
Landing within 72h 00
Landing within 120h 00
No landing within 120h (HRES)
EPS deployment position
HRES (No landing)


Maximum forward trajectory duration : 10 days
Interval distance: 200km
Interval RW2 (HRES): 10m/s2
Interval RW2 (ENS): 10m/s2
Site: Etienne
Forecast date: Sat. 08/07, 12h (UTC)
Speed function: V10_speed_Holtslag_1
Deployment date: Thu. 13/07, 15h (UTC)
Thu. 13/07, 15h (LT)
No interception
Interception from Named cyclone
Interception from Tracked
Interception from both
HRES
Percentage of flying ballons within a TC as a function of flight time
Nearest cyclone tracked - Number of HPA centre (-150km)


Site: Etienne
Forecast date: Sat. 08/07, 12h (UTC)
Speed function: V10_speed_Holtslag_1
Deployment date: Thu. 13/07, 15h (UTC)
Thu. 13/07, 15h (LT)
Distance to the coast (km)
Flight time (h)
Probability (%)
Landing within 24h 00
Landing within 48h 00
Landing within 72h 00
Landing within 120h 00
No landing within 120h (HRES)
EPS deployment position
HRES (No landing)