
Analysis
Synoptic forecast (ARIS)
Data not available
Forecast date: Fri. 04/08, 00h (UTC)
Site: Elliverie
Speed function: V10_speed_Holtslag_1
Historical cyclones (1950km2)
Fri. 04/08, 00h
Sat. 05/08, 00h
Sun. 06/08, 00h
Mon. 07/08, 00h
Tue. 08/08, 00h
Wed. 09/08, 00h
Deployment date (start)
Interrupt time (h)
Percentage of set numbers
Measurement time (h)
Minimum of pressure within 300km at interrupt time (hPa)
Deepest minimum of pressure within 300km during measurement period (hPa)
Integrated Ri&2 (m/s)


Deployment date (start)
TC Central Pressure at interrupt time (hPa)
Minimum TC pressure during measurement period (hPa)
Wind at launch time (m/s)

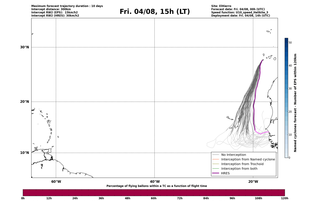
Maximum forward trajectory duration : 10 days
Interrupt distance: 1850km
Interrupt RW1 (1850): 100m/s
Interrupt RW2 (1850): 50m/s
Site: Elliverie
Forecast date: Fri. 04/08, 00h (UTC)
Speed function: V10_speed_Holtslag_1
Deployment date: Fri. 04/08, 15h (UTC)
No interception
Interception from Named cyclone
Interception from Tracked
Interception from both
HWS
Percentage of flying ballons within a TC as a function of flight time
Distance to the coast (km)
Flight time (h)
Probability (%)

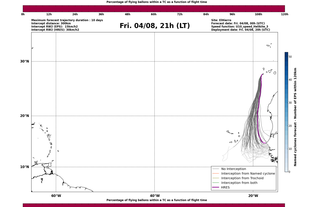
Maximum forward trajectory duration : 10 days
Interrupt distance: 1850km
Interrupt RW1 (1850): 100m/s
Interrupt RW2 (1850): 50m/s
Site: Elliverie
Forecast date: Fri. 04/08, 00h (UTC)
Speed function: V10_speed_Holtslag_1
Deployment date: Fri. 04/08, 21h (UTC)
No interception
Interception from Named cyclone
Interception from Tracked
Interception from both
HWS
Percentage of flying ballons within a TC as a function of flight time
Distance to the coast (km)
Flight time (h)
Probability (%)

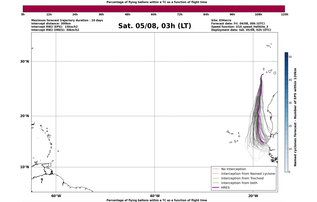
Maximum forward trajectory duration : 10 days
Interrupt distance: 1850km
Interrupt RW1 (1850): 100m/s
Interrupt RW2 (1850): 50m/s
Site: Elliverie
Forecast date: Fri. 04/08, 00h (UTC)
Speed function: V10_speed_Holtslag_1
Deployment date: Sat. 05/08, 03h (UTC)
No interception
Interception from Named cyclone
Interception from Tracked
Interception from both
HWS
Percentage of flying ballons within a TC as a function of flight time
Distance to the coast (km)
Flight time (h)
Probability (%)

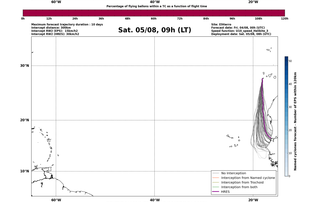
Maximum forward trajectory duration : 10 days
Interrupt distance: 1850km
Interrupt RW1 (1850): 100m/s
Interrupt RW2 (1850): 50m/s
Site: Elliverie
Forecast date: Fri. 04/08, 00h (UTC)
Speed function: V10_speed_Holtslag_1
Deployment date: Sat. 05/08, 09h (UTC)
No interception
Interception from Named cyclone
Interception from Tracked
Interception from both
HWS
Percentage of flying ballons within a TC as a function of flight time
Distance to the coast (km)
Flight time (h)
Probability (%)

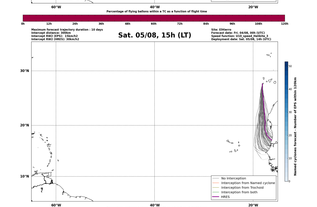
Maximum forward trajectory duration : 10 days
Interrupt distance: 1850km
Interrupt RW1 (1850): 100m/s
Interrupt RW2 (1850): 50m/s
Site: Elliverie
Forecast date: Fri. 04/08, 00h (UTC)
Speed function: V10_speed_Holtslag_1
Deployment date: Sat. 05/08, 15h (UTC)
No interception
Interception from Named cyclone
Interception from Tracked
Interception from both
HWS
Percentage of flying ballons within a TC as a function of flight time
Distance to the coast (km)
Flight time (h)
Probability (%)

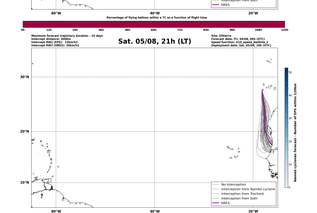
Maximum forward trajectory duration : 10 days
Interrupt distance: 1850km
Interrupt RW1 (1850): 100m/s
Interrupt RW2 (1850): 50m/s
Site: Elliverie
Forecast date: Fri. 04/08, 00h (UTC)
Speed function: V10_speed_Holtslag_1
Deployment date: Sat. 05/08, 21h (UTC)
No interception
Interception from Named cyclone
Interception from Tracked
Interception from both
HWS
Percentage of flying ballons within a TC as a function of flight time
Distance to the coast (km)
Flight time (h)
Probability (%)

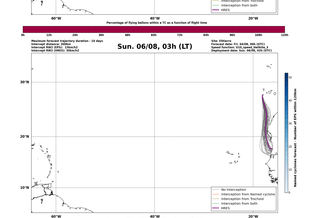
Maximum forward trajectory duration : 10 days
Interrupt distance: 1850km
Interrupt RW1 (1850): 100m/s
Interrupt RW2 (1850): 50m/s
Site: Elliverie
Forecast date: Fri. 04/08, 00h (UTC)
Speed function: V10_speed_Holtslag_1
Deployment date: Sun. 06/08, 03h (UTC)
No interception
Interception from Named cyclone
Interception from Tracked
Interception from both
HWS
Percentage of flying ballons within a TC as a function of flight time
Distance to the coast (km)
Flight time (h)
Probability (%)

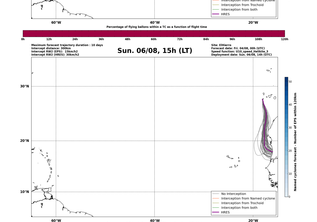
Maximum forward trajectory duration : 10 days
Interrupt distance: 1850km
Interrupt RW1 (1850): 100m/s
Interrupt RW2 (1850): 50m/s
Site: Elliverie
Forecast date: Fri. 04/08, 00h (UTC)
Speed function: V10_speed_Holtslag_1
Deployment date: Sun. 06/08, 15h (UTC)
No interception
Interception from Named cyclone
Interception from Tracked
Interception from both
HWS
Percentage of flying ballons within a TC as a function of flight time
Distance to the coast (km)
Flight time (h)
Probability (%)

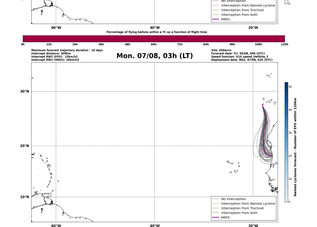
Maximum forward trajectory duration : 10 days
Interrupt distance: 1850km
Interrupt RW1 (1850): 100m/s
Interrupt RW2 (1850): 50m/s
Site: Elliverie
Forecast date: Fri. 04/08, 00h (UTC)
Speed function: V10_speed_Holtslag_1
Deployment date: Mon. 07/08, 03h (UTC)
No interception
Interception from Named cyclone
Interception from Tracked
Interception from both
HWS
Percentage of flying ballons within a TC as a function of flight time
Distance to the coast (km)
Flight time (h)
Probability (%)

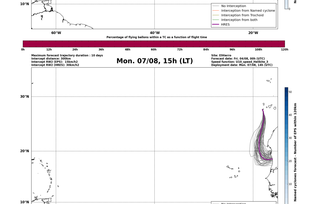
Maximum forward trajectory duration : 10 days
Interrupt distance: 1850km
Interrupt RW1 (1850): 100m/s
Interrupt RW2 (1850): 50m/s
Site: Elliverie
Forecast date: Fri. 04/08, 00h (UTC)
Speed function: V10_speed_Holtslag_1
Deployment date: Mon. 07/08, 15h (UTC)
No interception
Interception from Named cyclone
Interception from Tracked
Interception from both
HWS
Percentage of flying ballons within a TC as a function of flight time
Distance to the coast (km)
Flight time (h)
Probability (%)

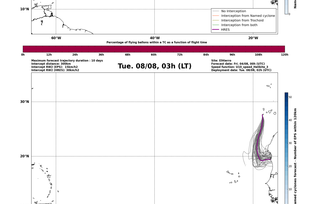
Maximum forward trajectory duration : 10 days
Interrupt distance: 1850km
Interrupt RW1 (1850): 100m/s
Interrupt RW2 (1850): 50m/s
Site: Elliverie
Forecast date: Fri. 04/08, 00h (UTC)
Speed function: V10_speed_Holtslag_1
Deployment date: Tue. 08/08, 03h (UTC)
No interception
Interception from Named cyclone
Interception from Tracked
Interception from both
HWS
Percentage of flying ballons within a TC as a function of flight time
Distance to the coast (km)
Flight time (h)
Probability (%)

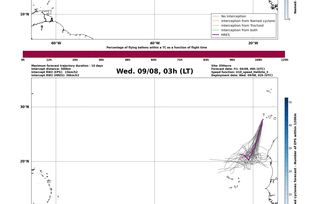
Maximum forward trajectory duration : 10 days
Interrupt distance: 1850km
Interrupt RW1 (1850): 100m/s
Interrupt RW2 (1850): 50m/s
Site: Elliverie
Forecast date: Fri. 04/08, 00h (UTC)
Speed function: V10_speed_Holtslag_1
Deployment date: Wed. 09/08, 03h (UTC)
No interception
Interception from Named cyclone
Interception from Tracked
Interception from both
HWS
Percentage of flying ballons within a TC as a function of flight time
Distance to the coast (km)
Flight time (h)
Probability (%)

Analysis
Synoptic forecast (ARIS)
Data not available
Forecast date: Fri. 04/08, 00h (UTC)
Site: Elliverie
Speed function: V10_speed_Holtslag_1
Historical cyclones (1950km2)
Fri. 04/08, 00h
Sat. 05/08, 00h
Sun. 06/08, 00h
Mon. 07/08, 00h
Tue. 08/08, 00h
Wed. 09/08, 00h
Deployment date (start)
Interrupt time (h)
Percentage of set numbers
Measurement time (h)
Minimum of pressure within 300km at interrupt time (hPa)
Deepest minimum of pressure within 300km during measurement period
Integrated Ri&2 (m/s)


Deployment date (start)
TC Central Pressure at interrupt time (hPa)
Minimum TC pressure during measurement period (hPa)
Wind at launch time (m/s)

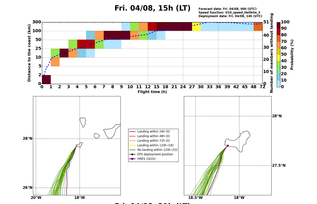
Fri. 04/08, 15h (LT)
Maximum forward trajectory duration : 10 days
Interrupt distance: 1850km
Interrupt RW1 (1850): 100m/s
Interrupt RW2 (1850): 50m/s
Site: Elliverie
Forecast date: Fri. 04/08, 00h (UTC)
Speed function: V10_speed_Holtslag_1
Deployment date: Fri. 04/08, 15h (UTC)
Landing within 24h (0)
Landing within 48h (0)
Landing within 72h (0)
No landing within 72h (0)
Landing within 120h (41)
No landing within 120h (41)
EPS deployment position
HWS (1850)
Distance to the coast (km)
Flight time (h)
Probability (%)

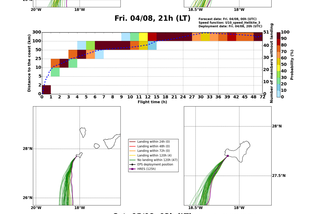
Fri. 04/08, 21h (LT)
Maximum forward trajectory duration : 10 days
Interrupt distance: 1850km
Interrupt RW1 (1850): 100m/s
Interrupt RW2 (1850): 50m/s
Site: Elliverie
Forecast date: Fri. 04/08, 00h (UTC)
Speed function: V10_speed_Holtslag_1
Deployment date: Fri. 04/08, 21h (UTC)
Landing within 24h (0)
Landing within 48h (0)
Landing within 72h (0)
No landing within 72h (0)
Landing within 120h (41)
No landing within 120h (41)
EPS deployment position
HWS (1850)
Distance to the coast (km)
Flight time (h)
Probability (%)

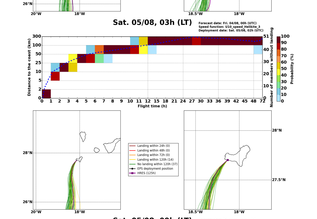
Sat. 05/08, 03h (LT)
Maximum forward trajectory duration : 10 days
Interrupt distance: 1850km
Interrupt RW1 (1850): 100m/s
Interrupt RW2 (1850): 50m/s
Site: Elliverie
Forecast date: Fri. 04/08, 00h (UTC)
Speed function: V10_speed_Holtslag_1
Deployment date: Sat. 05/08, 03h (UTC)
Landing within 24h (0)
Landing within 48h (0)
Landing within 72h (0)
No landing within 72h (0)
Landing within 120h (41)
No landing within 120h (41)
EPS deployment position
HWS (1850)
Distance to the coast (km)
Flight time (h)
Probability (%)

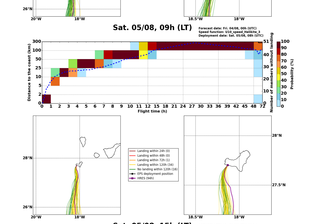
Sat. 05/08, 09h (LT)
Maximum forward trajectory duration : 10 days
Interrupt distance: 1850km
Interrupt RW1 (1850): 100m/s
Interrupt RW2 (1850): 50m/s
Site: Elliverie
Forecast date: Fri. 04/08, 00h (UTC)
Speed function: V10_speed_Holtslag_1
Deployment date: Sat. 05/08, 09h (UTC)
Landing within 24h (0)
Landing within 48h (0)
Landing within 72h (0)
No landing within 72h (0)
Landing within 120h (41)
No landing within 120h (41)
EPS deployment position
HWS (1850)
Distance to the coast (km)
Flight time (h)
Probability (%)

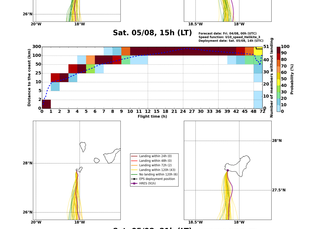
Sat. 05/08, 15h (LT)
Maximum forward trajectory duration : 10 days
Interrupt distance: 1850km
Interrupt RW1 (1850): 100m/s
Interrupt RW2 (1850): 50m/s
Site: Elliverie
Forecast date: Fri. 04/08, 00h (UTC)
Speed function: V10_speed_Holtslag_1
Deployment date: Sat. 05/08, 15h (UTC)
Landing within 24h (0)
Landing within 48h (0)
Landing within 72h (0)
No landing within 72h (0)
Landing within 120h (41)
No landing within 120h (41)
EPS deployment position
HWS (1850)
Distance to the coast (km)
Flight time (h)
Probability (%)


Sat. 05/08, 21h (LT)
Maximum forward trajectory duration : 10 days
Interrupt distance: 1850km
Interrupt RW1 (1850): 100m/s
Interrupt RW2 (1850): 50m/s
Site: Elliverie
Forecast date: Fri. 04/08, 00h (UTC)
Speed function: V10_speed_Holtslag_1
Deployment date: Sat. 05/08, 21h (UTC)
Landing within 24h (0)
Landing within 48h (0)
Landing within 72h (0)
No landing within 72h (0)
Landing within 120h (41)
No landing within 120h (41)
EPS deployment position
HWS (1850)
Distance to the coast (km)
Flight time (h)
Probability (%)

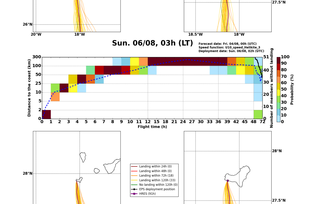
Sun. 06/08, 03h (LT)
Maximum forward trajectory duration : 10 days
Interrupt distance: 1850km
Interrupt RW1 (1850): 100m/s
Interrupt RW2 (1850): 50m/s
Site: Elliverie
Forecast date: Fri. 04/08, 00h (UTC)
Speed function: V10_speed_Holtslag_1
Deployment date: Sun. 06/08, 03h (UTC)
Landing within 24h (0)
Landing within 48h (0)
Landing within 72h (0)
No landing within 72h (0)
Landing within 120h (41)
No landing within 120h (41)
EPS deployment position
HWS (1850)
Distance to the coast (km)
Flight time (h)
Probability (%)

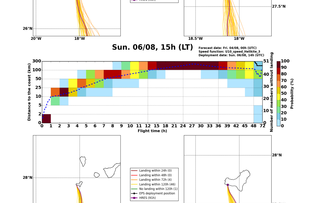
Sun. 06/08, 15h (LT)
Maximum forward trajectory duration : 10 days
Interrupt distance: 1850km
Interrupt RW1 (1850): 100m/s
Interrupt RW2 (1850): 50m/s
Site: Elliverie
Forecast date: Fri. 04/08, 00h (UTC)
Speed function: V10_speed_Holtslag_1
Deployment date: Sun. 06/08, 15h (UTC)
Landing within 24h (0)
Landing within 48h (0)
Landing within 72h (0)
No landing within 72h (0)
Landing within 120h (41)
No landing within 120h (41)
EPS deployment position
HWS (1850)
Distance to the coast (km)
Flight time (h)
Probability (%)

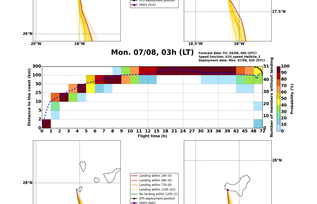
Mon. 07/08, 03h (LT)
Maximum forward trajectory duration : 10 days
Interrupt distance: 1850km
Interrupt RW1 (1850): 100m/s
Interrupt RW2 (1850): 50m/s
Site: Elliverie
Forecast date: Fri. 04/08, 00h (UTC)
Speed function: V10_speed_Holtslag_1
Deployment date: Mon. 07/08, 03h (UTC)
Landing within 24h (0)
Landing within 48h (0)
Landing within 72h (0)
No landing within 72h (0)
Landing within 120h (41)
No landing within 120h (41)
EPS deployment position
HWS (1850)
Distance to the coast (km)
Flight time (h)
Probability (%)

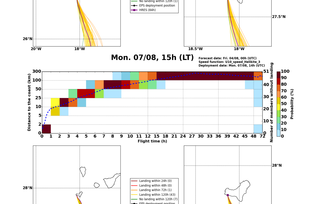
Mon. 07/08, 15h (LT)
Maximum forward trajectory duration : 10 days
Interrupt distance: 1850km
Interrupt RW1 (1850): 100m/s
Interrupt RW2 (1850): 50m/s
Site: Elliverie
Forecast date: Fri. 04/08, 00h (UTC)
Speed function: V10_speed_Holtslag_1
Deployment date: Mon. 07/08, 15h (UTC)
Landing within 24h (0)
Landing within 48h (0)
Landing within 72h (0)
No landing within 72h (0)
Landing within 120h (41)
No landing within 120h (41)
EPS deployment position
HWS (1850)
Distance to the coast (km)
Flight time (h)
Probability (%)

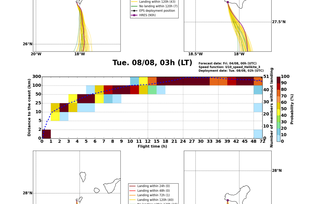
Tue. 08/08, 03h (LT)
Maximum forward trajectory duration : 10 days
Interrupt distance: 1850km
Interrupt RW1 (1850): 100m/s
Interrupt RW2 (1850): 50m/s
Site: Elliverie
Forecast date: Fri. 04/08, 00h (UTC)
Speed function: V10_speed_Holtslag_1
Deployment date: Tue. 08/08, 03h (UTC)
Landing within 24h (0)
Landing within 48h (0)
Landing within 72h (0)
No landing within 72h (0)
Landing within 120h (41)
No landing within 120h (41)
EPS deployment position
HWS (1850)
Distance to the coast (km)
Flight time (h)
Probability (%)

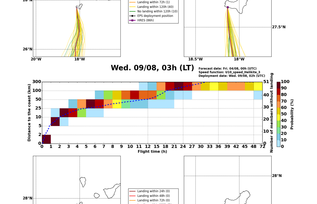
Wed. 09/08, 03h (LT)
Maximum forward trajectory duration : 10 days
Interrupt distance: 1850km
Interrupt RW1 (1850): 100m/s
Interrupt RW2 (1850): 50m/s
Site: Elliverie
Forecast date: Fri. 04/08, 00h (UTC)
Speed function: V10_speed_Holtslag_1
Deployment date: Wed. 09/08, 03h (UTC)
Landing within 24h (0)
Landing within 48h (0)
Landing within 72h (0)
No landing within 72h (0)
Landing within 120h (41)
No landing within 120h (41)
EPS deployment position
HWS (1850)
HWS (No landing)
Distance to the coast (km)
Flight time (h)
Probability (%)