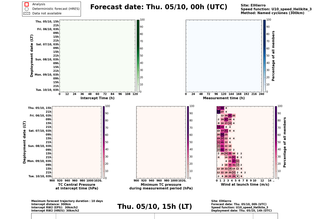
Analysis
Synoptic forecast (ARDU)
Data not available
Forecast date: Thu. 05/10, 00h (UTC)
Site: Elliserlv
Speed function: U10_speed_Holtslag_1
Method: Synoptic cyclones (500hPa)
Deployment date (start)
Thu. 05/10, 15h
Fri. 06/10, 03h
Fri. 06/10, 09h
Fri. 06/10, 15h
Fri. 06/10, 21h
Sat. 07/10, 03h
Sat. 07/10, 09h
Sat. 07/10, 15h
Sun. 08/10, 03h
Sun. 08/10, 09h
Sun. 08/10, 15h
Mon. 09/10, 03h
Mon. 09/10, 09h
Tue. 10/10, 03h
Interrupt Time (h)
Percentage of set numbers
Measurement time (h)
Minimum TC pressure during measurement period (hPa)
Wind at launch time (m/s)
Minimum of pressure within 300km at interrupt time (hPa)
Deepest minimum of pressure within 300km during measurement period
Integrated RWZ (m/s)

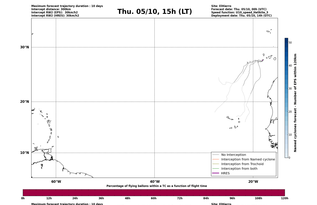
Thu. 05/10, 15h (LT)
Maximum forward trajectory duration : 10 days
Interrupt distance: 300km
Interrupt RWZ (500): 30km/s
Interrupt RWZ (1000): 30km/s
Site: Elliserlv
Forward date: Thu. 05/10, 00h (UTC)
Speed function: U10_speed_Holtslag_1
Deployment date: Thu, 05/10, 15h (UTC)
No interception
Interception from Named cyclone
Interception from Tracked
Interception from both
ARDU
Percentage of flying balloon within a TC as a function of flight time
Nearest cyclones tracked - Number of GFS cases (1hour)

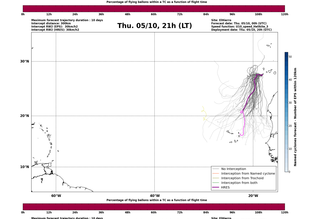
Thu. 05/10, 21h (LT)
Maximum forward trajectory duration : 10 days
Interrupt distance: 300km
Interrupt RWZ (500): 30km/s
Interrupt RWZ (1000): 30km/s
Site: Elliserlv
Forward date: Thu. 05/10, 00h (UTC)
Speed function: U10_speed_Holtslag_1
Deployment date: Thu, 05/10, 21h (UTC)
No interception
Interception from Named cyclone
Interception from Tracked
Interception from both
ARDU
Percentage of flying balloon within a TC as a function of flight time
Nearest cyclones tracked - Number of GFS cases (1hour)

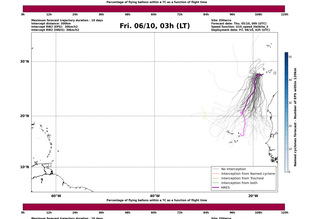
Fri. 06/10, 03h (LT)
Maximum forward trajectory duration : 10 days
Interrupt distance: 300km
Interrupt RWZ (500): 30km/s
Interrupt RWZ (1000): 30km/s
Site: Elliserlv
Forward date: Thu. 05/10, 00h (UTC)
Speed function: U10_speed_Holtslag_1
Deployment date: Fri, 06/10, 03h (UTC)
No interception
Interception from Named cyclone
Interception from Tracked
Interception from both
ARDU
Percentage of flying balloon within a TC as a function of flight time
Nearest cyclones tracked - Number of GFS cases (1hour)


Fri. 06/10, 09h (LT)
Maximum forward trajectory duration : 10 days
Interrupt distance: 300km
Interrupt RWZ (500): 30km/s
Interrupt RWZ (1000): 30km/s
Site: Elliserlv
Forward date: Thu. 05/10, 00h (UTC)
Speed function: U10_speed_Holtslag_1
Deployment date: Fri, 06/10, 09h (UTC)
No interception
Interception from Named cyclone
Interception from Tracked
Interception from both
ARDU
Percentage of flying balloon within a TC as a function of flight time
Nearest cyclones tracked - Number of GFS cases (1hour)

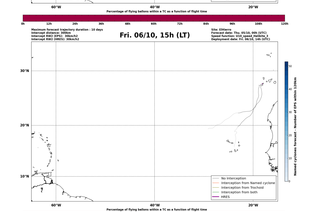
Fri. 06/10, 15h (LT)
Maximum forward trajectory duration : 10 days
Interrupt distance: 300km
Interrupt RWZ (500): 30km/s
Interrupt RWZ (1000): 30km/s
Site: Elliserlv
Forward date: Thu. 05/10, 00h (UTC)
Speed function: U10_speed_Holtslag_1
Deployment date: Fri, 06/10, 15h (UTC)
No interception
Interception from Named cyclone
Interception from Tracked
Interception from both
ARDU
Percentage of flying balloon within a TC as a function of flight time
Nearest cyclones tracked - Number of GFS cases (1hour)

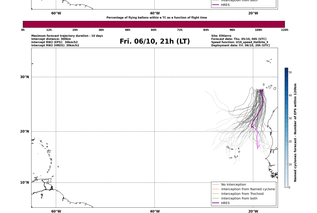
Fri. 06/10, 21h (LT)
Maximum forward trajectory duration : 10 days
Interrupt distance: 300km
Interrupt RWZ (500): 30km/s
Interrupt RWZ (1000): 30km/s
Site: Elliserlv
Forward date: Thu. 05/10, 00h (UTC)
Speed function: U10_speed_Holtslag_1
Deployment date: Fri, 06/10, 21h (UTC)
No interception
Interception from Named cyclone
Interception from Tracked
Interception from both
ARDU
Percentage of flying balloon within a TC as a function of flight time
Nearest cyclones tracked - Number of GFS cases (1hour)


Sat. 07/10, 03h (LT)
Maximum forward trajectory duration : 10 days
Interrupt distance: 300km
Interrupt RWZ (500): 30km/s
Interrupt RWZ (1000): 30km/s
Site: Elliserlv
Forward date: Thu. 05/10, 00h (UTC)
Speed function: U10_speed_Holtslag_1
Deployment date: Sat, 07/10, 03h (UTC)
No interception
Interception from Named cyclone
Interception from Tracked
Interception from both
ARDU
Percentage of flying balloon within a TC as a function of flight time
Nearest cyclones tracked - Number of GFS cases (1hour)


Sat. 07/10, 15h (LT)
Maximum forward trajectory duration : 10 days
Interrupt distance: 300km
Interrupt RWZ (500): 30km/s
Interrupt RWZ (1000): 30km/s
Site: Elliserlv
Forward date: Thu. 05/10, 00h (UTC)
Speed function: U10_speed_Holtslag_1
Deployment date: Sat, 07/10, 15h (UTC)
No interception
Interception from Named cyclone
Interception from Tracked
Interception from both
ARDU
Percentage of flying balloon within a TC as a function of flight time
Nearest cyclones tracked - Number of GFS cases (1hour)

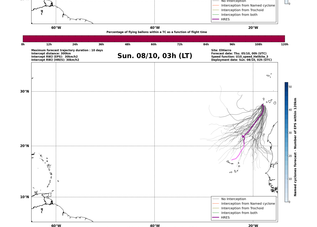
Sun. 08/10, 03h (LT)
Maximum forward trajectory duration : 10 days
Interrupt distance: 300km
Interrupt RWZ (500): 30km/s
Interrupt RWZ (1000): 30km/s
Site: Elliserlv
Forward date: Thu. 05/10, 00h (UTC)
Speed function: U10_speed_Holtslag_1
Deployment date: Sun, 08/10, 03h (UTC)
No interception
Interception from Named cyclone
Interception from Tracked
Interception from both
ARDU
Percentage of flying balloon within a TC as a function of flight time
Nearest cyclones tracked - Number of GFS cases (1hour)

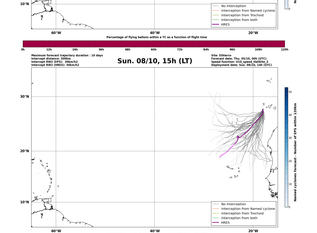
Sun. 08/10, 15h (LT)
Maximum forward trajectory duration : 10 days
Interrupt distance: 300km
Interrupt RWZ (500): 30km/s
Interrupt RWZ (1000): 30km/s
Site: Elliserlv
Forward date: Thu. 05/10, 00h (UTC)
Speed function: U10_speed_Holtslag_1
Deployment date: Sun, 08/10, 15h (UTC)
No interception
Interception from Named cyclone
Interception from Tracked
Interception from both
ARDU
Percentage of flying balloon within a TC as a function of flight time
Nearest cyclones tracked - Number of GFS cases (1hour)

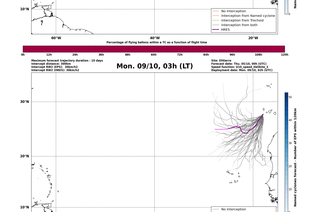
Mon. 09/10, 03h (LT)
Maximum forward trajectory duration : 10 days
Interrupt distance: 300km
Interrupt RWZ (500): 30km/s
Interrupt RWZ (1000): 30km/s
Site: Elliserlv
Forward date: Thu. 05/10, 00h (UTC)
Speed function: U10_speed_Holtslag_1
Deployment date: Mon, 09/10, 03h (UTC)
No interception
Interception from Named cyclone
Interception from Tracked
Interception from both
ARDU
Percentage of flying balloon within a TC as a function of flight time
Nearest cyclones tracked - Number of GFS cases (1hour)

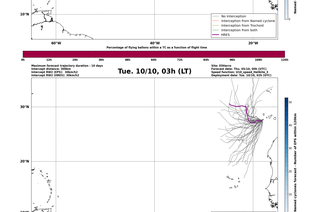
Tue. 10/10, 03h (LT)
Maximum forward trajectory duration : 10 days
Interrupt distance: 300km
Interrupt RWZ (500): 30km/s
Interrupt RWZ (1000): 30km/s
Site: Elliserlv
Forward date: Thu. 05/10, 00h (UTC)
Speed function: U10_speed_Holtslag_1
Deployment date: Tue, 10/10, 03h (UTC)
No interception
Interception from Named cyclone
Interception from Tracked
Interception from both
ARDU
Percentage of flying balloon within a TC as a function of flight time
Nearest cyclones tracked - Number of GFS cases (1hour)

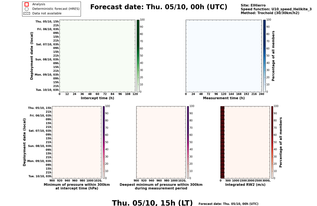
Analysis
Synoptic forecast (ARDU)
Data not available
Forecast date: Thu. 05/10, 00h (UTC)
Site: Elliserlv
Speed function: U10_speed_Holtslag_1
Method: Synoptic cyclones (500hPa)
Deployment date (start)
Thu. 05/10, 15h
Fri. 06/10, 03h
Fri. 06/10, 09h
Fri. 06/10, 15h
Fri. 06/10, 21h
Sat. 07/10, 03h
Sat. 07/10, 09h
Sat. 07/10, 15h
Sun. 08/10, 03h
Sun. 08/10, 09h
Sun. 08/10, 15h
Mon. 09/10, 03h
Mon. 09/10, 09h
Tue. 10/10, 03h
Interrupt Time (h)
Percentage of set numbers
Measurement time (h)
Minimum of pressure within 300km at interrupt time (hPa)
Deepest minimum of pressure within 300km during measurement period
Integrated RWZ (m/s)

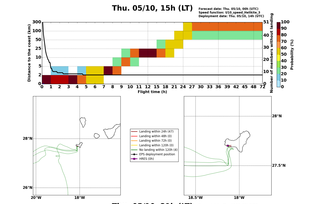
Thu. 05/10, 15h (LT)
Forward date: Thu. 05/10, 00h (UTC)
Speed function: U10_speed_Holtslag_1
Deployment date: Thu, 05/10, 15h (UTC)
Distance to the coast (km)
Flight time (h)
Probability (%)
Landing within 24h (LT)
Landing within 48h (D)
Landing within 72h (D)
Landing within 120h (D)
No landing within 120h (MT)
0% deployment position
HRES (No landing)
HRES (D)


Thu. 05/10, 21h (LT)
Forward date: Thu. 05/10, 00h (UTC)
Speed function: U10_speed_Holtslag_1
Deployment date: Thu, 05/10, 21h (UTC)
Distance to the coast (km)
Flight time (h)
Probability (%)
Landing within 24h (LT)
Landing within 48h (D)
Landing within 72h (D)
Landing within 120h (D)
No landing within 120h (MT)
0% deployment position
HRES (No landing)
HRES (D)

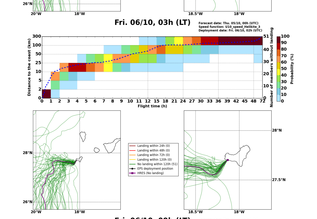
Fri. 06/10, 03h (LT)
Forward date: Thu. 05/10, 00h (UTC)
Speed function: U10_speed_Holtslag_1
Deployment date: Fri, 06/10, 03h (UTC)
Distance to the coast (km)
Flight time (h)
Probability (%)
Landing within 24h (LT)
Landing within 48h (D)
Landing within 72h (D)
Landing within 120h (D)
No landing within 120h (MT)
0% deployment position
HRES (No landing)
HRES (D)

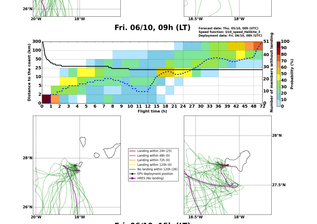
Fri. 06/10, 09h (LT)
Forward date: Thu. 05/10, 00h (UTC)
Speed function: U10_speed_Holtslag_1
Deployment date: Fri, 06/10, 09h (UTC)
Distance to the coast (km)
Flight time (h)
Probability (%)
Landing within 24h (LT)
Landing within 48h (D)
Landing within 72h (D)
Landing within 120h (D)
No landing within 120h (MT)
0% deployment position
HRES (No landing)
HRES (D)

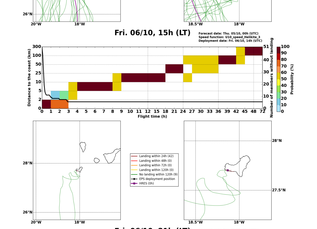
Fri. 06/10, 15h (LT)
Forward date: Thu. 05/10, 00h (UTC)
Speed function: U10_speed_Holtslag_1
Deployment date: Fri, 06/10, 15h (UTC)
Distance to the coast (km)
Flight time (h)
Probability (%)
Landing within 24h (LT)
Landing within 48h (D)
Landing within 72h (D)
Landing within 120h (D)
No landing within 120h (MT)
0% deployment position
HRES (No landing)
HRES (D)

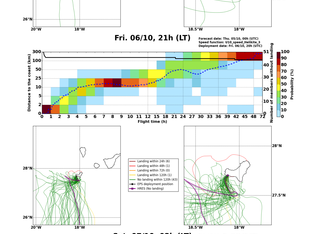
Fri. 06/10, 21h (LT)
Forward date: Thu. 05/10, 00h (UTC)
Speed function: U10_speed_Holtslag_1
Deployment date: Fri, 06/10, 21h (UTC)
Distance to the coast (km)
Flight time (h)
Probability (%)
Landing within 24h (LT)
Landing within 48h (D)
Landing within 72h (D)
Landing within 120h (D)
No landing within 120h (MT)
0% deployment position
HRES (No landing)
HRES (D)

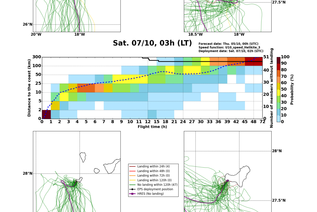
Sat. 07/10, 03h (LT)
Forward date: Thu. 05/10, 00h (UTC)
Speed function: U10_speed_Holtslag_1
Deployment date: Sat, 07/10, 03h (UTC)
Distance to the coast (km)
Flight time (h)
Probability (%)
Landing within 24h (LT)
Landing within 48h (D)
Landing within 72h (D)
Landing within 120h (D)
No landing within 120h (MT)
0% deployment position
HRES (No landing)
HRES (D)


Sat. 07/10, 15h (LT)
Forward date: Thu. 05/10, 00h (UTC)
Speed function: U10_speed_Holtslag_1
Deployment date: Sat, 07/10, 15h (UTC)
Distance to the coast (km)
Flight time (h)
Probability (%)
Landing within 24h (LT)
Landing within 48h (D)
Landing within 72h (D)
Landing within 120h (D)
No landing within 120h (MT)
0% deployment position
HRES (No landing)
HRES (D)

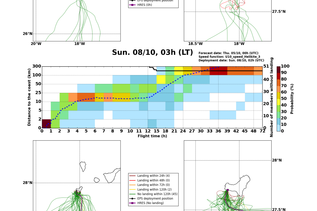
Sun. 08/10, 03h (LT)
Forward date: Thu. 05/10, 00h (UTC)
Speed function: U10_speed_Holtslag_1
Deployment date: Sun, 08/10, 03h (UTC)
Distance to the coast (km)
Flight time (h)
Probability (%)
Landing within 24h (LT)
Landing within 48h (D)
Landing within 72h (D)
Landing within 120h (D)
No landing within 120h (MT)
0% deployment position
HRES (No landing)
HRES (D)

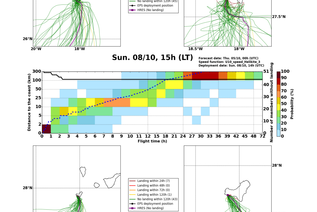
Sun. 08/10, 15h (LT)
Forward date: Thu. 05/10, 00h (UTC)
Speed function: U10_speed_Holtslag_1
Deployment date: Sun, 08/10, 15h (UTC)
Distance to the coast (km)
Flight time (h)
Probability (%)
Landing within 24h (LT)
Landing within 48h (D)
Landing within 72h (D)
Landing within 120h (D)
No landing within 120h (MT)
0% deployment position
HRES (No landing)
HRES (D)

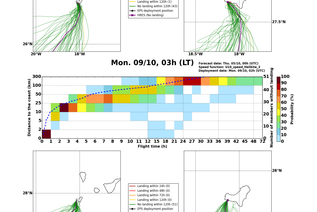
Mon. 09/10, 03h (LT)
Forward date: Thu. 05/10, 00h (UTC)
Speed function: U10_speed_Holtslag_1
Deployment date: Mon, 09/10, 03h (UTC)
Distance to the coast (km)
Flight time (h)
Probability (%)
Landing within 24h (LT)
Landing within 48h (D)
Landing within 72h (D)
Landing within 120h (D)
No landing within 120h (MT)
0% deployment position
HRES (No landing)
HRES (D)

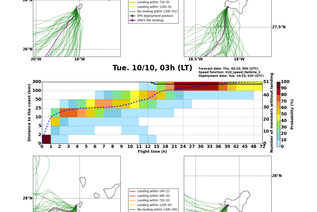
Tue. 10/10, 03h (LT)
Forward date: Thu. 05/10, 00h (UTC)
Speed function: U10_speed_Holtslag_1
Deployment date: Tue, 10/10, 03h (UTC)
Distance to the coast (km)
Flight time (h)
Probability (%)
Landing within 24h (LT)
Landing within 48h (D)
Landing within 72h (D)
Landing within 120h (D)
No landing within 120h (MT)
0% deployment position
HRES (No landing)
HRES (D)