
Analysis
Synoptic forecast (ARIS)
Data not available
Forecast date: Sat. 15/06, 00h (UTC)
Site: Etienne
Speed function: V10_speed_Holtslag_1
Method: Monte Carlo (3D/Static2)


Deployment date (start)
Interception time (h)
Percentage of set numbers (%)


Deployment date (start)
TC Central Pressure at interception time (hPa)
Minimum TC pressure during measurement period (hPa)
Wind at launch time (m/s)


Deployment date (start)
Minimum of pressure within 300km at interception time (hPa)
Deepest minimum of pressure within 300km during measurement period
Integrated RI62 (m/s)


Sat. 15/06, 15h (LT)
Maximum forward trajectory duration : 10 days
Interval distance: 100km
Interval RR1 (0h01) : 60km/h
Interval RR2 (06h01- 00km/h)
Site: Etienne
Forward date: Sat. 15/06, 00h (UTC)
Speed function: V10_speed_Holtslag_1
Deployment date: Sat. 15/06, 15h (UTC)
No interception
Interception from Named cyclone
Interception from Tracked
Interception from both
HW21
Percentage of flying ballons within a TC as a function of flight time
Nearest cyclones tracked - Number of GFS cases (1/6min)


Sat. 15/06, 21h (LT)
Maximum forward trajectory duration : 10 days
Interval distance: 100km
Interval RR1 (0h01) : 60km/h
Interval RR2 (06h01- 00km/h)
Site: Etienne
Forward date: Sat. 15/06, 00h (UTC)
Speed function: V10_speed_Holtslag_1
Deployment date: Sat. 15/06, 21h (UTC)
No interception
Interception from Named cyclone
Interception from Tracked
Interception from both
HW21
Percentage of flying ballons within a TC as a function of flight time
Nearest cyclones tracked - Number of GFS cases (1/6min)


Sun. 16/06, 03h (LT)
Maximum forward trajectory duration : 10 days
Interval distance: 100km
Interval RR1 (0h01) : 60km/h
Interval RR2 (06h01- 00km/h)
Site: Etienne
Forward date: Sat. 15/06, 00h (UTC)
Speed function: V10_speed_Holtslag_1
Deployment date: Sun. 16/06, 03h (UTC)
No interception
Interception from Named cyclone
Interception from Tracked
Interception from both
HW21
Percentage of flying ballons within a TC as a function of flight time
Nearest cyclones tracked - Number of GFS cases (1/6min)


Sun. 16/06, 09h (LT)
Maximum forward trajectory duration : 10 days
Interval distance: 100km
Interval RR1 (0h01) : 60km/h
Interval RR2 (06h01- 00km/h)
Site: Etienne
Forward date: Sat. 15/06, 00h (UTC)
Speed function: V10_speed_Holtslag_1
Deployment date: Sun. 16/06, 09h (UTC)
No interception
Interception from Named cyclone
Interception from Tracked
Interception from both
HW21
Percentage of flying ballons within a TC as a function of flight time
Nearest cyclones tracked - Number of GFS cases (1/6min)

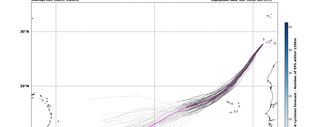
Sun. 16/06, 15h (LT)
Maximum forward trajectory duration : 10 days
Interval distance: 100km
Interval RR1 (0h01) : 60km/h
Interval RR2 (06h01- 00km/h)
Site: Etienne
Forward date: Sat. 15/06, 00h (UTC)
Speed function: V10_speed_Holtslag_1
Deployment date: Sun. 16/06, 15h (UTC)
No interception
Interception from Named cyclone
Interception from Tracked
Interception from both
HW21
Percentage of flying ballons within a TC as a function of flight time
Nearest cyclones tracked - Number of GFS cases (1/6min)


Sun. 16/06, 21h (LT)
Maximum forward trajectory duration : 10 days
Interval distance: 100km
Interval RR1 (0h01) : 60km/h
Interval RR2 (06h01- 00km/h)
Site: Etienne
Forward date: Sat. 15/06, 00h (UTC)
Speed function: V10_speed_Holtslag_1
Deployment date: Sun. 16/06, 21h (UTC)
No interception
Interception from Named cyclone
Interception from Tracked
Interception from both
HW21
Percentage of flying ballons within a TC as a function of flight time
Nearest cyclones tracked - Number of GFS cases (1/6min)

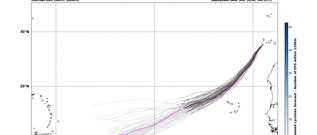
Mon. 17/06, 03h (LT)
Maximum forward trajectory duration : 10 days
Interval distance: 100km
Interval RR1 (0h01) : 60km/h
Interval RR2 (06h01- 00km/h)
Site: Etienne
Forward date: Sat. 15/06, 00h (UTC)
Speed function: V10_speed_Holtslag_1
Deployment date: Mon. 17/06, 03h (UTC)
No interception
Interception from Named cyclone
Interception from Tracked
Interception from both
HW21
Percentage of flying ballons within a TC as a function of flight time
Nearest cyclones tracked - Number of GFS cases (1/6min)

Mon. 17/06, 15h (LT)
Maximum forward trajectory duration : 10 days
Interval distance: 100km
Interval RR1 (0h01) : 60km/h
Interval RR2 (06h01- 00km/h)
Site: Etienne
Forward date: Sat. 15/06, 00h (UTC)
Speed function: V10_speed_Holtslag_1
Deployment date: Mon. 17/06, 15h (UTC)
No interception
Interception from Named cyclone
Interception from Tracked
Interception from both
HW21
Percentage of flying ballons within a TC as a function of flight time
Nearest cyclones tracked - Number of GFS cases (1/6min)


Tue. 18/06, 03h (LT)
Maximum forward trajectory duration : 10 days
Interval distance: 100km
Interval RR1 (0h01) : 60km/h
Interval RR2 (06h01- 00km/h)
Site: Etienne
Forward date: Sat. 15/06, 00h (UTC)
Speed function: V10_speed_Holtslag_1
Deployment date: Tue. 18/06, 03h (UTC)
No interception
Interception from Named cyclone
Interception from Tracked
Interception from both
HW21
Percentage of flying ballons within a TC as a function of flight time
Nearest cyclones tracked - Number of GFS cases (1/6min)

Tue. 18/06, 15h (LT)
Maximum forward trajectory duration : 10 days
Interval distance: 100km
Interval RR1 (0h01) : 60km/h
Interval RR2 (06h01- 00km/h)
Site: Etienne
Forward date: Sat. 15/06, 00h (UTC)
Speed function: V10_speed_Holtslag_1
Deployment date: Tue. 18/06, 15h (UTC)
No interception
Interception from Named cyclone
Interception from Tracked
Interception from both
HW21
Percentage of flying ballons within a TC as a function of flight time
Nearest cyclones tracked - Number of GFS cases (1/6min)


Wed. 19/06, 03h (LT)
Maximum forward trajectory duration : 10 days
Interval distance: 100km
Interval RR1 (0h01) : 60km/h
Interval RR2 (06h01- 00km/h)
Site: Etienne
Forward date: Sat. 15/06, 00h (UTC)
Speed function: V10_speed_Holtslag_1
Deployment date: Wed. 19/06, 03h (UTC)
No interception
Interception from Named cyclone
Interception from Tracked
Interception from both
HW21
Percentage of flying ballons within a TC as a function of flight time
Nearest cyclones tracked - Number of GFS cases (1/6min)

Thu. 20/06, 03h (LT)
Maximum forward trajectory duration : 10 days
Interval distance: 100km
Interval RR1 (0h01) : 60km/h
Interval RR2 (06h01- 00km/h)
Site: Etienne
Forward date: Sat. 15/06, 00h (UTC)
Speed function: V10_speed_Holtslag_1
Deployment date: Thu. 20/06, 03h (UTC)
No interception
Interception from Named cyclone
Interception from Tracked
Interception from both
HW21
Percentage of flying ballons within a TC as a function of flight time
Nearest cyclones tracked - Number of GFS cases (1/6min)


Analysis
Synoptic forecast (ARIS)
Data not available
Forecast date: Sat. 15/06, 00h (UTC)
Site: Etienne
Speed function: V10_speed_Holtslag_1
Method: Monte Carlo (3D/Static2)


Deployment date (start)
Interception time (h)
Percentage of set numbers (%)


Deployment date (start)
Measurement time (h)
Percentage of set numbers (%)


Deployment date (start)
Minimum of pressure within 300km during measurement period
Deepest minimum of pressure within 300km during measurement period
Integrated RI62 (m/s)


Sat. 15/06, 15h (LT)
Site: Etienne
Forward date: Sat. 15/06, 00h (UTC)
Speed function: V10_speed_Holtslag_1
Deployment date: Sat. 15/06, 15h (UTC)
Distance to the coast (km)
Flight time (h)
Probability (%)
Landing within 24h 00
Landing within 48h 00
Landing within 72h 00
Landing within 120h 00
No landing within 120h (LG)
0% deployment position
HW21 (No landing)


Sat. 15/06, 21h (LT)
Site: Etienne
Forward date: Sat. 15/06, 00h (UTC)
Speed function: V10_speed_Holtslag_1
Deployment date: Sat. 15/06, 21h (UTC)
Distance to the coast (km)
Flight time (h)
Probability (%)
Landing within 24h 00
Landing within 48h 00
Landing within 72h 00
Landing within 120h 00
No landing within 120h (LG)
0% deployment position
HW21 (No landing)


Sun. 16/06, 03h (LT)
Site: Etienne
Forward date: Sat. 15/06, 00h (UTC)
Speed function: V10_speed_Holtslag_1
Deployment date: Sun. 16/06, 03h (UTC)
Distance to the coast (km)
Flight time (h)
Probability (%)
Landing within 24h 00
Landing within 48h 00
Landing within 72h 00
Landing within 120h 00
No landing within 120h (LG)
0% deployment position
HW21 (No landing)


Sun. 16/06, 09h (LT)
Site: Etienne
Forward date: Sat. 15/06, 00h (UTC)
Speed function: V10_speed_Holtslag_1
Deployment date: Sun. 16/06, 09h (UTC)
Distance to the coast (km)
Flight time (h)
Probability (%)
Landing within 24h 00
Landing within 48h 00
Landing within 72h 00
Landing within 120h 00
No landing within 120h (LG)
0% deployment position
HW21 (No landing)


Sun. 16/06, 15h (LT)
Site: Etienne
Forward date: Sat. 15/06, 00h (UTC)
Speed function: V10_speed_Holtslag_1
Deployment date: Sun. 16/06, 15h (UTC)
Distance to the coast (km)
Flight time (h)
Probability (%)
Landing within 24h 00
Landing within 48h 00
Landing within 72h 00
Landing within 120h 00
No landing within 120h (LG)
0% deployment position
HW21 (No landing)


Sun. 16/06, 21h (LT)
Site: Etienne
Forward date: Sat. 15/06, 00h (UTC)
Speed function: V10_speed_Holtslag_1
Deployment date: Sun. 16/06, 21h (UTC)
Distance to the coast (km)
Flight time (h)
Probability (%)
Landing within 24h 00
Landing within 48h 00
Landing within 72h 00
Landing within 120h 00
No landing within 120h (LG)
0% deployment position
HW21 (No landing)


Mon. 17/06, 03h (LT)
Site: Etienne
Forward date: Sat. 15/06, 00h (UTC)
Speed function: V10_speed_Holtslag_1
Deployment date: Mon. 17/06, 03h (UTC)
Distance to the coast (km)
Flight time (h)
Probability (%)
Landing within 24h 00
Landing within 48h 00
Landing within 72h 00
Landing within 120h 00
No landing within 120h (LG)
0% deployment position
HW21 (No landing)


Mon. 17/06, 15h (LT)
Site: Etienne
Forward date: Sat. 15/06, 00h (UTC)
Speed function: V10_speed_Holtslag_1
Deployment date: Mon. 17/06, 15h (UTC)
Distance to the coast (km)
Flight time (h)
Probability (%)
Landing within 24h 00
Landing within 48h 00
Landing within 72h 00
Landing within 120h 00
No landing within 120h (LG)
0% deployment position
HW21 (No landing)


Tue. 18/06, 03h (LT)
Site: Etienne
Forward date: Sat. 15/06, 00h (UTC)
Speed function: V10_speed_Holtslag_1
Deployment date: Tue. 18/06, 03h (UTC)
Distance to the coast (km)
Flight time (h)
Probability (%)
Landing within 24h 00
Landing within 48h 00
Landing within 72h 00
Landing within 120h 00
No landing within 120h (LG)
0% deployment position
HW21 (No landing)


Tue. 18/06, 15h (LT)
Site: Etienne
Forward date: Sat. 15/06, 00h (UTC)
Speed function: V10_speed_Holtslag_1
Deployment date: Tue. 18/06, 15h (UTC)
Distance to the coast (km)
Flight time (h)
Probability (%)
Landing within 24h 00
Landing within 48h 00
Landing within 72h 00
Landing within 120h 00
No landing within 120h (LG)
0% deployment position
HW21 (No landing)


Wed. 19/06, 03h (LT)
Site: Etienne
Forward date: Sat. 15/06, 00h (UTC)
Speed function: V10_speed_Holtslag_1
Deployment date: Wed. 19/06, 03h (UTC)
Distance to the coast (km)
Flight time (h)
Probability (%)
Landing within 24h 00
Landing within 48h 00
Landing within 72h 00
Landing within 120h 00
No landing within 120h (LG)
0% deployment position
HW21 (No landing)


Thu. 20/06, 03h (LT)
Site: Etienne
Forward date: Sat. 15/06, 00h (UTC)
Speed function: V10_speed_Holtslag_1
Deployment date: Thu. 20/06, 03h (UTC)
Distance to the coast (km)
Flight time (h)
Probability (%)
Landing within 24h 00
Landing within 48h 00
Landing within 72h 00
Landing within 120h 00
No landing within 120h (LG)
0% deployment position
HW21 (No landing)