
Analysis
Statistic forecast (HRES)
Data not available
Forecast date: Fri. 12/07, 00h (UTC)
Site: Eiffeltra
Speed function: U10_speed_Holtslag_1
Hazard type: Hurricanes (300km)
Departure(start date (start))
Fri. 12/07, 00h
Sat. 13/07, 00h
Sun. 14/07, 00h
Mon. 15/07, 00h
Tue. 16/07, 00h
Wed. 17/07, 00h
Interrupt Time (h)
Measurement time (h)
Percentage of set members
Departure(end date (end))
Fri. 12/07, 12h
Sat. 13/07, 12h
Sun. 14/07, 12h
Mon. 15/07, 12h
Tue. 16/07, 12h
Thu. 17/07, 12h
TC Central Pressure at interrupt time (hPa)
Minimum TC pressure during measurement period (hPa)
Wind at launch time (m/s)
Minimum of pressure within 300km at interrupt time (hPa)
Deepest minimum of pressure within 300km during measurement period
Integrated RW2 (m/s)

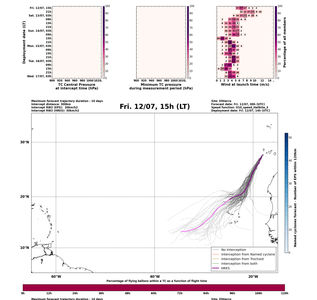
Fri. 12/07, 15h (LT)
Maximum forward trajectory duration : 10 days
Interrupt distance: 300km
Interrupt RW2 (RED) : 60m/s2
Interrupt RW2 (GREEN) : 90m/s2
Site: Eiffeltra
Forecast date: Fri. 12/07, 00h (UTC)
Speed function: U10_speed_Holtslag_1
Deployment date: Fri. 12/07, 15h (UTC)
No interception
Interception from Named cyclone
Interception from Tracked
Interception from both
HRES
Percentage of flying ballons within a TC as a function of flight time
Nested cyclones threshold : Number of HPA centric (150km)

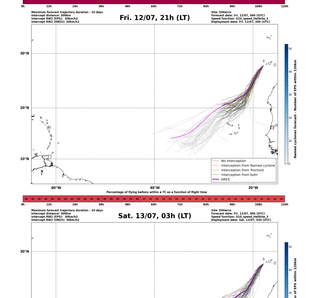
Fri. 12/07, 21h (LT)
Maximum forward trajectory duration : 10 days
Interrupt distance: 300km
Interrupt RW2 (RED) : 60m/s2
Interrupt RW2 (GREEN) : 90m/s2
Site: Eiffeltra
Forecast date: Fri. 12/07, 00h (UTC)
Speed function: U10_speed_Holtslag_1
Deployment date: Fri. 12/07, 21h (UTC)
No interception
Interception from Named cyclone
Interception from Tracked
Interception from both
HRES
Percentage of flying ballons within a TC as a function of flight time
Nested cyclones threshold : Number of HPA centric (150km)

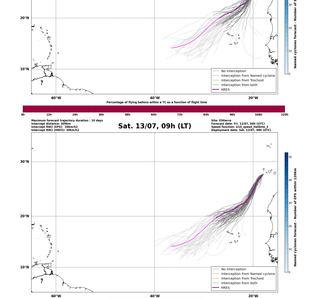
Sat. 13/07, 03h (LT)
Maximum forward trajectory duration : 10 days
Interrupt distance: 300km
Interrupt RW2 (RED) : 60m/s2
Interrupt RW2 (GREEN) : 90m/s2
Site: Eiffeltra
Forecast date: Fri. 12/07, 00h (UTC)
Speed function: U10_speed_Holtslag_1
Deployment date: Sat. 13/07, 03h (UTC)
No interception
Interception from Named cyclone
Interception from Tracked
Interception from both
HRES
Percentage of flying ballons within a TC as a function of flight time
Nested cyclones threshold : Number of HPA centric (150km)

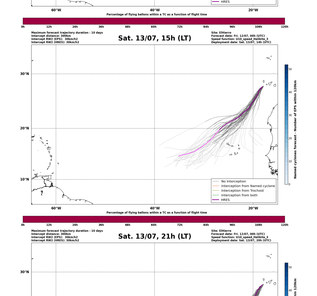
Sat. 13/07, 09h (LT)
Maximum forward trajectory duration : 10 days
Interrupt distance: 300km
Interrupt RW2 (RED) : 60m/s2
Interrupt RW2 (GREEN) : 90m/s2
Site: Eiffeltra
Forecast date: Fri. 12/07, 00h (UTC)
Speed function: U10_speed_Holtslag_1
Deployment date: Sat. 13/07, 09h (UTC)
No interception
Interception from Named cyclone
Interception from Tracked
Interception from both
HRES
Percentage of flying ballons within a TC as a function of flight time
Nested cyclones threshold : Number of HPA centric (150km)

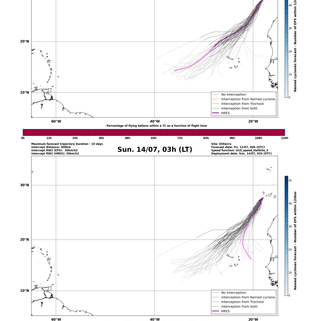
Sat. 13/07, 15h (LT)
Maximum forward trajectory duration : 10 days
Interrupt distance: 300km
Interrupt RW2 (RED) : 60m/s2
Interrupt RW2 (GREEN) : 90m/s2
Site: Eiffeltra
Forecast date: Fri. 12/07, 00h (UTC)
Speed function: U10_speed_Holtslag_1
Deployment date: Sat. 13/07, 15h (UTC)
No interception
Interception from Named cyclone
Interception from Tracked
Interception from both
HRES
Percentage of flying ballons within a TC as a function of flight time
Nested cyclones threshold : Number of HPA centric (150km)

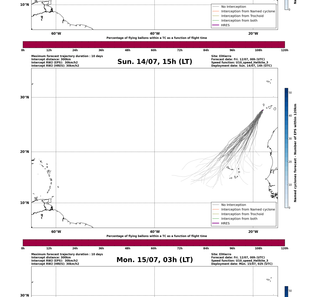
Sat. 13/07, 21h (LT)
Maximum forward trajectory duration : 10 days
Interrupt distance: 300km
Interrupt RW2 (RED) : 60m/s2
Interrupt RW2 (GREEN) : 90m/s2
Site: Eiffeltra
Forecast date: Fri. 12/07, 00h (UTC)
Speed function: U10_speed_Holtslag_1
Deployment date: Sat. 13/07, 21h (UTC)
No interception
Interception from Named cyclone
Interception from Tracked
Interception from both
HRES
Percentage of flying ballons within a TC as a function of flight time
Nested cyclones threshold : Number of HPA centric (150km)

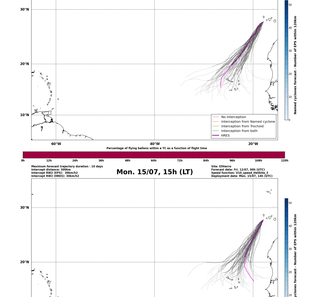
Sun. 14/07, 03h (LT)
Maximum forward trajectory duration : 10 days
Interrupt distance: 300km
Interrupt RW2 (RED) : 60m/s2
Interrupt RW2 (GREEN) : 90m/s2
Site: Eiffeltra
Forecast date: Fri. 12/07, 00h (UTC)
Speed function: U10_speed_Holtslag_1
Deployment date: Sun. 14/07, 03h (UTC)
No interception
Interception from Named cyclone
Interception from Tracked
Interception from both
HRES
Percentage of flying ballons within a TC as a function of flight time
Nested cyclones threshold : Number of HPA centric (150km)

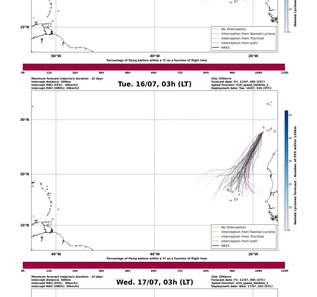
Sun. 14/07, 15h (LT)
Maximum forward trajectory duration : 10 days
Interrupt distance: 300km
Interrupt RW2 (RED) : 60m/s2
Interrupt RW2 (GREEN) : 90m/s2
Site: Eiffeltra
Forecast date: Fri. 12/07, 00h (UTC)
Speed function: U10_speed_Holtslag_1
Deployment date: Sun. 14/07, 15h (UTC)
No interception
Interception from Named cyclone
Interception from Tracked
Interception from both
HRES
Percentage of flying ballons within a TC as a function of flight time
Nested cyclones threshold : Number of HPA centric (150km)

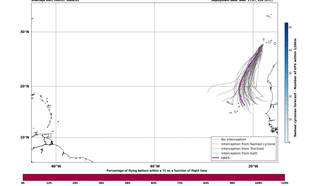
Mon. 15/07, 03h (LT)
Maximum forward trajectory duration : 10 days
Interrupt distance: 300km
Interrupt RW2 (RED) : 60m/s2
Interrupt RW2 (GREEN) : 90m/s2
Site: Eiffeltra
Forecast date: Fri. 12/07, 00h (UTC)
Speed function: U10_speed_Holtslag_1
Deployment date: Mon. 15/07, 03h (UTC)
No interception
Interception from Named cyclone
Interception from Tracked
Interception from both
HRES
Percentage of flying ballons within a TC as a function of flight time
Nested cyclones threshold : Number of HPA centric (150km)

Mon. 15/07, 15h (LT)
Maximum forward trajectory duration : 10 days
Interrupt distance: 300km
Interrupt RW2 (RED) : 60m/s2
Interrupt RW2 (GREEN) : 90m/s2
Site: Eiffeltra
Forecast date: Fri. 12/07, 00h (UTC)
Speed function: U10_speed_Holtslag_1
Deployment date: Mon. 15/07, 15h (UTC)
No interception
Interception from Named cyclone
Interception from Tracked
Interception from both
HRES
Percentage of flying ballons within a TC as a function of flight time
Nested cyclones threshold : Number of HPA centric (150km)

Tue. 16/07, 03h (LT)
Maximum forward trajectory duration : 10 days
Interrupt distance: 300km
Interrupt RW2 (RED) : 60m/s2
Interrupt RW2 (GREEN) : 90m/s2
Site: Eiffeltra
Forecast date: Fri. 12/07, 00h (UTC)
Speed function: U10_speed_Holtslag_1
Deployment date: Tue. 16/07, 03h (UTC)
No interception
Interception from Named cyclone
Interception from Tracked
Interception from both
HRES
Percentage of flying ballons within a TC as a function of flight time
Nested cyclones threshold : Number of HPA centric (150km)

Wed. 17/07, 03h (LT)
Maximum forward trajectory duration : 10 days
Interrupt distance: 300km
Interrupt RW2 (RED) : 60m/s2
Interrupt RW2 (GREEN) : 90m/s2
Site: Eiffeltra
Forecast date: Fri. 12/07, 00h (UTC)
Speed function: U10_speed_Holtslag_1
Deployment date: Wed. 17/07, 03h (UTC)
No interception
Interception from Named cyclone
Interception from Tracked
Interception from both
HRES
Percentage of flying ballons within a TC as a function of flight time
Nested cyclones threshold : Number of HPA centric (150km)


Analysis
Statistic forecast (HRES)
Data not available
Forecast date: Fri. 12/07, 00h (UTC)
Site: Eiffeltra
Speed function: U10_speed_Holtslag_1
Hazard type: Hurricanes (300km)
Departure(start date (start))
Fri. 12/07, 00h
Sat. 13/07, 00h
Sun. 14/07, 00h
Mon. 15/07, 00h
Tue. 16/07, 00h
Wed. 17/07, 00h
Interrupt time (h)
Measurement time (h)
Percentage of set members
Departure(end date (end))
Fri. 12/07, 12h
Sat. 13/07, 12h
Sun. 14/07, 12h
Mon. 15/07, 12h
Tue. 16/07, 12h
Thu. 17/07, 12h
Minimum of pressure within 300km during measurement period
Integrated RW2 (m/s)

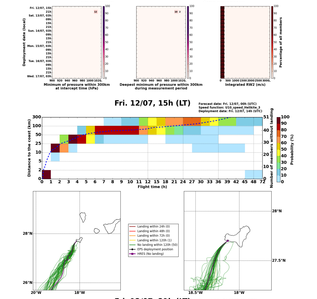
Fri. 12/07, 15h (LT)
Forecast date: Fri. 12/07, 00h (UTC)
Speed function: U10_speed_Holtslag_1
Deployment date: Fri. 12/07, 15h (UTC)
Landing within [48-0]
Landing within [48-0]
Landing within [48-0]
Landing within [48-0]
Landing within [48-0]
Landing within [48-0]
No landing within [48-0]
EPS deployment position
HRES (No landing)
Distance to the coast (km)
Flight time (h)
Probability (%)

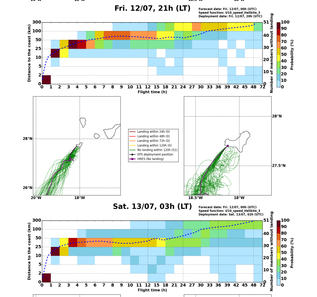
Fri. 12/07, 21h (LT)
Forecast date: Fri. 12/07, 00h (UTC)
Speed function: U10_speed_Holtslag_1
Deployment date: Fri. 12/07, 21h (UTC)
Landing within [48-0]
Landing within [48-0]
Landing within [48-0]
Landing within [48-0]
Landing within [48-0]
Landing within [48-0]
No landing within [48-0]
EPS deployment position
HRES (No landing)
Distance to the coast (km)
Flight time (h)
Probability (%)

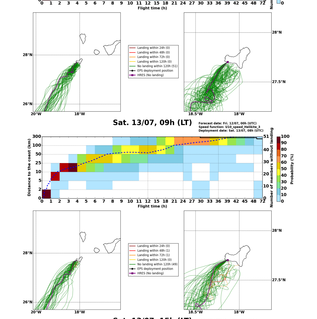
Sat. 13/07, 03h (LT)
Forecast date: Fri. 12/07, 00h (UTC)
Speed function: U10_speed_Holtslag_1
Deployment date: Sat. 13/07, 03h (UTC)
Landing within [48-0]
Landing within [48-0]
Landing within [48-0]
Landing within [48-0]
Landing within [48-0]
Landing within [48-0]
No landing within [48-0]
EPS deployment position
HRES (No landing)
Distance to the coast (km)
Flight time (h)
Probability (%)

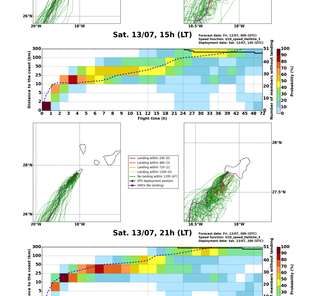
Sat. 13/07, 09h (LT)
Forecast date: Fri. 12/07, 00h (UTC)
Speed function: U10_speed_Holtslag_1
Deployment date: Sat. 13/07, 09h (UTC)
Landing within [48-0]
Landing within [48-0]
Landing within [48-0]
Landing within [48-0]
Landing within [48-0]
Landing within [48-0]
No landing within [48-0]
EPS deployment position
HRES (No landing)
Distance to the coast (km)
Flight time (h)
Probability (%)

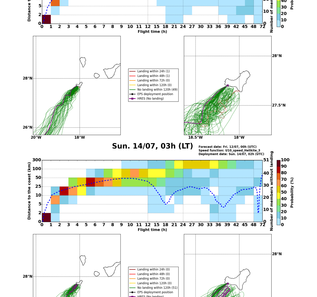
Sat. 13/07, 15h (LT)
Forecast date: Fri. 12/07, 00h (UTC)
Speed function: U10_speed_Holtslag_1
Deployment date: Sat. 13/07, 15h (UTC)
Landing within [48-0]
Landing within [48-0]
Landing within [48-0]
Landing within [48-0]
Landing within [48-0]
Landing within [48-0]
No landing within [48-0]
EPS deployment position
HRES (No landing)
Distance to the coast (km)
Flight time (h)
Probability (%)

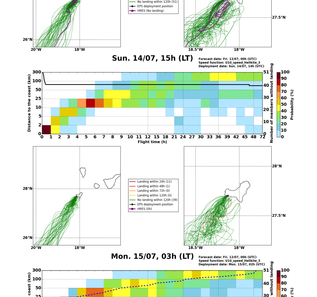
Sat. 13/07, 21h (LT)
Forecast date: Fri. 12/07, 00h (UTC)
Speed function: U10_speed_Holtslag_1
Deployment date: Sat. 13/07, 21h (UTC)
Landing within [48-0]
Landing within [48-0]
Landing within [48-0]
Landing within [48-0]
Landing within [48-0]
Landing within [48-0]
No landing within [48-0]
EPS deployment position
HRES (No landing)
Distance to the coast (km)
Flight time (h)
Probability (%)

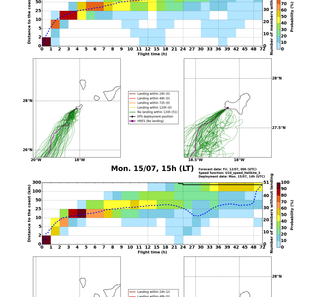
Sun. 14/07, 03h (LT)
Forecast date: Fri. 12/07, 00h (UTC)
Speed function: U10_speed_Holtslag_1
Deployment date: Sun. 14/07, 03h (UTC)
Landing within [48-0]
Landing within [48-0]
Landing within [48-0]
Landing within [48-0]
Landing within [48-0]
Landing within [48-0]
No landing within [48-0]
EPS deployment position
HRES (No landing)
Distance to the coast (km)
Flight time (h)
Probability (%)

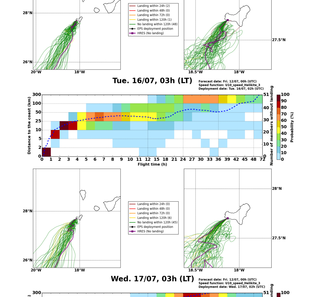
Sun. 14/07, 15h (LT)
Forecast date: Fri. 12/07, 00h (UTC)
Speed function: U10_speed_Holtslag_1
Deployment date: Sun. 14/07, 15h (UTC)
Landing within [48-0]
Landing within [48-0]
Landing within [48-0]
Landing within [48-0]
Landing within [48-0]
Landing within [48-0]
No landing within [48-0]
EPS deployment position
HRES (No landing)
Distance to the coast (km)
Flight time (h)
Probability (%)


Mon. 15/07, 03h (LT)
Forecast date: Fri. 12/07, 00h (UTC)
Speed function: U10_speed_Holtslag_1
Deployment date: Mon. 15/07, 03h (UTC)
Landing within [48-0]
Landing within [48-0]
Landing within [48-0]
Landing within [48-0]
Landing within [48-0]
Landing within [48-0]
No landing within [48-0]
EPS deployment position
HRES (No landing)
Distance to the coast (km)
Flight time (h)
Probability (%)

Mon. 15/07, 15h (LT)
Forecast date: Fri. 12/07, 00h (UTC)
Speed function: U10_speed_Holtslag_1
Deployment date: Mon. 15/07, 15h (UTC)
Landing within [48-0]
Landing within [48-0]
Landing within [48-0]
Landing within [48-0]
Landing within [48-0]
Landing within [48-0]
No landing within [48-0]
EPS deployment position
HRES (No landing)
Distance to the coast (km)
Flight time (h)
Probability (%)

Tue. 16/07, 03h (LT)
Forecast date: Fri. 12/07, 00h (UTC)
Speed function: U10_speed_Holtslag_1
Deployment date: Tue. 16/07, 03h (UTC)
Landing within [48-0]
Landing within [48-0]
Landing within [48-0]
Landing within [48-0]
Landing within [48-0]
Landing within [48-0]
No landing within [48-0]
EPS deployment position
HRES (No landing)
Distance to the coast (km)
Flight time (h)
Probability (%)

Wed. 17/07, 03h (LT)
Forecast date: Fri. 12/07, 00h (UTC)
Speed function: U10_speed_Holtslag_1
Deployment date: Wed. 17/07, 03h (UTC)
Landing within [48-0]
Landing within [48-0]
Landing within [48-0]
Landing within [48-0]
Landing within [48-0]
Landing within [48-0]
No landing within [48-0]
EPS deployment position
HRES (No landing)
Distance to the coast (km)
Flight time (h)
Probability (%)