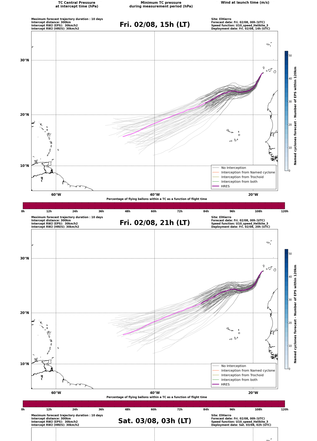
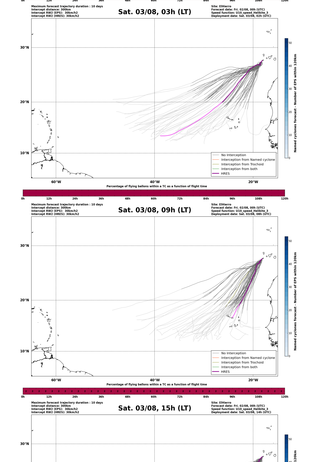
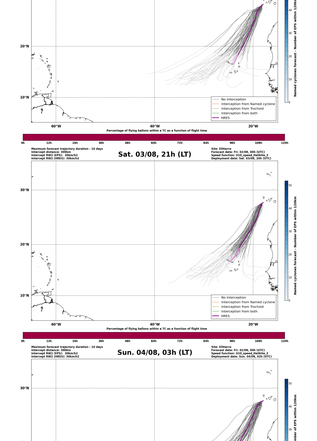
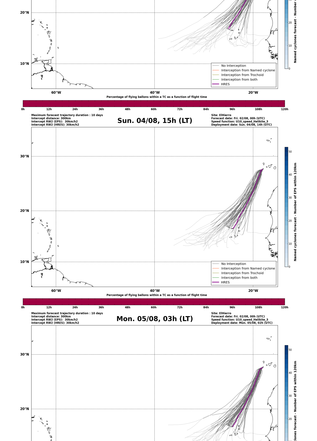
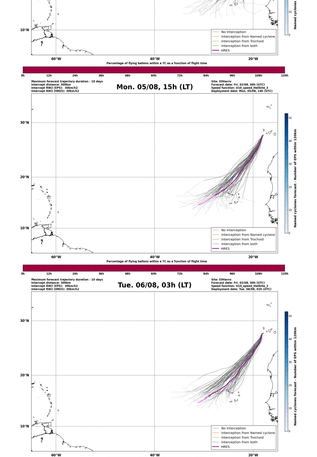

Analysis
Deterministic forecast (HRES)
Data not available
Forecast date: Fri. 02/08, 00h (UTC)
Site: Eilbeck
Speed function: V10 speed (Holtslag_1
Deployment date: Sat. 03/08, 15h (UTC)
Deployment date (start)
Interception time (h)
Measurement time (h)
Percentage of set numbers (%)
Deployment date (UT)
TC Central Pressure at interception time (hPa)
Minimum TC pressure during measurement period (hPa)
Wind at launch time (m/s)
Minimum of pressure within 300km at interception time (hPa)
Deepest minimum of pressure within 300km during measurement period
Integrated RWZ (m/s)


Fri. 02/08, 15h (LT)
Maximum forward trajectory duration : 10 days
Intercept distance: 300km
Intercept RWZ (24h): 30km/s
Intercept RWZ (360h): 30km/s
Site: Eilbeck
Forecast date: Fri. 02/08, 00h (UTC)
Speed function: V10_speed_Holtslag_1
Deployment date: Fri. 02/08, 15h (UTC)
No interception
Interception from Named cyclone
Interception from Tracked
Interception from both
HRES
Percentage of flying balloon within a °C as a function of flight time
Nearest cyclones tracked - Number of HPA centre (-)


Fri. 02/08, 21h (LT)
Maximum forward trajectory duration : 10 days
Intercept distance: 300km
Intercept RWZ (24h): 30km/s
Intercept RWZ (360h): 30km/s
Site: Eilbeck
Forecast date: Fri. 02/08, 00h (UTC)
Speed function: V10_speed_Holtslag_1
Deployment date: Fri. 02/08, 21h (UTC)
No interception
Interception from Named cyclone
Interception from Tracked
Interception from both
HRES
Percentage of flying balloon within a °C as a function of flight time
Nearest cyclones tracked - Number of HPA centre (-)


Sat. 03/08, 03h (LT)
Maximum forward trajectory duration : 10 days
Intercept distance: 300km
Intercept RWZ (24h): 30km/s
Intercept RWZ (360h): 30km/s
Site: Eilbeck
Forecast date: Fri. 02/08, 00h (UTC)
Speed function: V10_speed_Holtslag_1
Deployment date: Sat. 03/08, 03h (UTC)
No interception
Interception from Named cyclone
Interception from Tracked
Interception from both
HRES
Percentage of flying balloon within a °C as a function of flight time
Nearest cyclones tracked - Number of HPA centre (-)


Sat. 03/08, 09h (LT)
Maximum forward trajectory duration : 10 days
Intercept distance: 300km
Intercept RWZ (24h): 30km/s
Intercept RWZ (360h): 30km/s
Site: Eilbeck
Forecast date: Fri. 02/08, 00h (UTC)
Speed function: V10_speed_Holtslag_1
Deployment date: Sat. 03/08, 09h (UTC)
No interception
Interception from Named cyclone
Interception from Tracked
Interception from both
HRES
Percentage of flying balloon within a °C as a function of flight time
Nearest cyclones tracked - Number of HPA centre (-)


Sat. 03/08, 15h (LT)
Maximum forward trajectory duration : 10 days
Intercept distance: 300km
Intercept RWZ (24h): 30km/s
Intercept RWZ (360h): 30km/s
Site: Eilbeck
Forecast date: Fri. 02/08, 00h (UTC)
Speed function: V10_speed_Holtslag_1
Deployment date: Sat. 03/08, 15h (UTC)
No interception
Interception from Named cyclone
Interception from Tracked
Interception from both
HRES
Percentage of flying balloon within a °C as a function of flight time
Nearest cyclones tracked - Number of HPA centre (-)


Sat. 03/08, 21h (LT)
Maximum forward trajectory duration : 10 days
Intercept distance: 300km
Intercept RWZ (24h): 30km/s
Intercept RWZ (360h): 30km/s
Site: Eilbeck
Forecast date: Fri. 02/08, 00h (UTC)
Speed function: V10_speed_Holtslag_1
Deployment date: Sat. 03/08, 21h (UTC)
No interception
Interception from Named cyclone
Interception from Tracked
Interception from both
HRES
Percentage of flying balloon within a °C as a function of flight time
Nearest cyclones tracked - Number of HPA centre (-)


Sun. 04/08, 03h (LT)
Maximum forward trajectory duration : 10 days
Intercept distance: 300km
Intercept RWZ (24h): 30km/s
Intercept RWZ (360h): 30km/s
Site: Eilbeck
Forecast date: Fri. 02/08, 00h (UTC)
Speed function: V10_speed_Holtslag_1
Deployment date: Sun. 04/08, 03h (UTC)
No interception
Interception from Named cyclone
Interception from Tracked
Interception from both
HRES
Percentage of flying balloon within a °C as a function of flight time
Nearest cyclones tracked - Number of HPA centre (-)

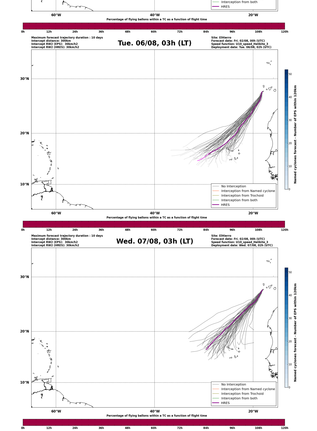

Sun. 04/08, 15h (LT)
Maximum forward trajectory duration : 10 days
Intercept distance: 300km
Intercept RWZ (24h): 30km/s
Intercept RWZ (360h): 30km/s
Site: Eilbeck
Forecast date: Fri. 02/08, 00h (UTC)
Speed function: V10_speed_Holtslag_1
Deployment date: Sun. 04/08, 15h (UTC)
No interception
Interception from Named cyclone
Interception from Tracked
Interception from both
HRES
Percentage of flying balloon within a °C as a function of flight time
Nearest cyclones tracked - Number of HPA centre (-)

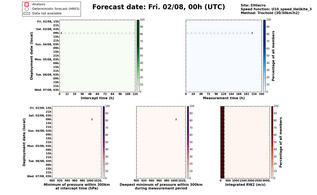

Mon. 05/08, 03h (LT)
Maximum forward trajectory duration : 10 days
Intercept distance: 300km
Intercept RWZ (24h): 30km/s
Intercept RWZ (360h): 30km/s
Site: Eilbeck
Forecast date: Fri. 02/08, 00h (UTC)
Speed function: V10_speed_Holtslag_1
Deployment date: Mon. 05/08, 03h (UTC)
No interception
Interception from Named cyclone
Interception from Tracked
Interception from both
HRES
Percentage of flying balloon within a °C as a function of flight time
Nearest cyclones tracked - Number of HPA centre (-)

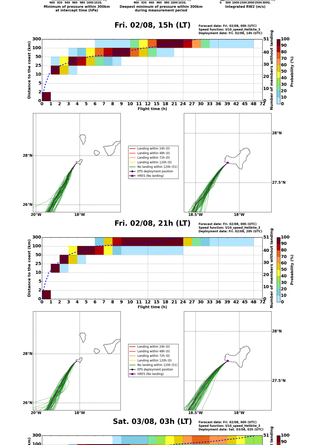

Mon. 05/08, 15h (LT)
Maximum forward trajectory duration : 10 days
Intercept distance: 300km
Intercept RWZ (24h): 30km/s
Intercept RWZ (360h): 30km/s
Site: Eilbeck
Forecast date: Fri. 02/08, 00h (UTC)
Speed function: V10_speed_Holtslag_1
Deployment date: Mon. 05/08, 15h (UTC)
No interception
Interception from Named cyclone
Interception from Tracked
Interception from both
HRES
Percentage of flying balloon within a °C as a function of flight time
Nearest cyclones tracked - Number of HPA centre (-)

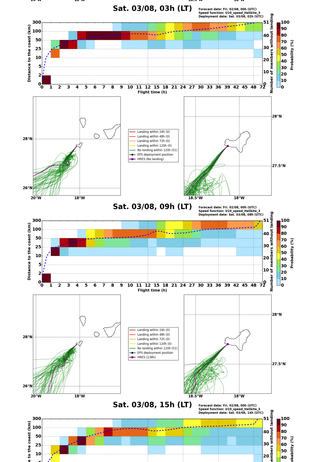

Tue. 06/08, 03h (LT)
Maximum forward trajectory duration : 10 days
Intercept distance: 300km
Intercept RWZ (24h): 30km/s
Intercept RWZ (360h): 30km/s
Site: Eilbeck
Forecast date: Fri. 02/08, 00h (UTC)
Speed function: V10_speed_Holtslag_1
Deployment date: Tue. 06/08, 03h (UTC)
No interception
Interception from Named cyclone
Interception from Tracked
Interception from both
HRES
Percentage of flying balloon within a °C as a function of flight time
Nearest cyclones tracked - Number of HPA centre (-)

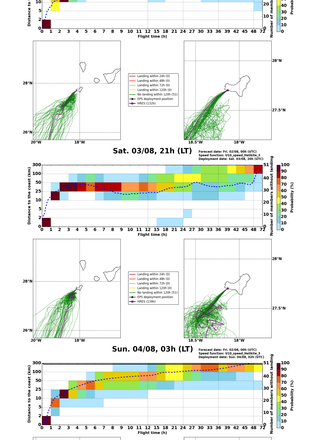

Wed. 07/08, 03h (LT)
Maximum forward trajectory duration : 10 days
Intercept distance: 300km
Intercept RWZ (24h): 30km/s
Intercept RWZ (360h): 30km/s
Site: Eilbeck
Forecast date: Fri. 02/08, 00h (UTC)
Speed function: V10_speed_Holtslag_1
Deployment date: Wed. 07/08, 03h (UTC)
No interception
Interception from Named cyclone
Interception from Tracked
Interception from both
HRES
Percentage of flying balloon within a °C as a function of flight time
Nearest cyclones tracked - Number of HPA centre (-)

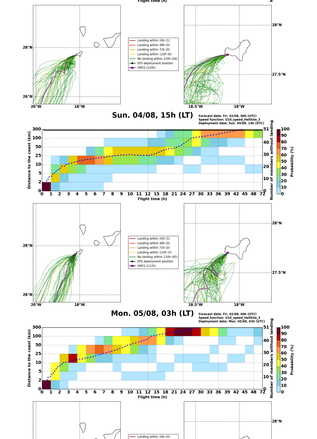

Thu. 08/08, 03h (LT)
Maximum forward trajectory duration : 10 days
Intercept distance: 300km
Intercept RWZ (24h): 30km/s
Intercept RWZ (360h): 30km/s
Site: Eilbeck
Forecast date: Fri. 02/08, 00h (UTC)
Speed function: V10_speed_Holtslag_1
Deployment date: Thu. 08/08, 03h (UTC)
No interception
Interception from Named cyclone
Interception from Tracked
Interception from both
HRES
Percentage of flying balloon within a °C as a function of flight time
Nearest cyclones tracked - Number of HPA centre (-)

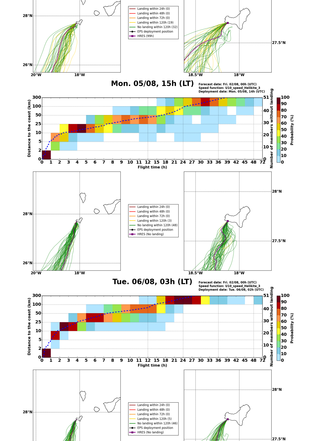

Analysis
Deterministic forecast (HRES)
Data not available
Forecast date: Fri. 02/08, 00h (UTC)
Site: Eilbeck
Speed function: V10_speed_Holtslag_1
Deployment date: Sat. 03/08, 15h (UTC)
Deployment date (start)
Interception time (h)
Measurement time (h)
Percentage of set numbers (%)
Deployment date (UT)
Minimum of pressure within 300km at interception time (hPa)
Deepest minimum of pressure within 300km during measurement period
Integrated RWZ (m/s)


Fri. 02/08, 15h (LT)
Forecast date: Fri. 02/08, 00h (UTC)
Speed function: V10_speed_Holtslag_1
Deployment date: Fri. 02/08, 15h (UTC)
Distance to the coast (km)
Flight time (h)
Probability (%)
Landing within 24h (0)
Landing within 48h (0)
Landing within 72h (0)
Landing within 120h (0)
No landing within 120h (51)
EPS deployment position
HRES (no landing)


Fri. 02/08, 21h (LT)
Forecast date: Fri. 02/08, 00h (UTC)
Speed function: V10_speed_Holtslag_1
Deployment date: Fri. 02/08, 21h (UTC)
Distance to the coast (km)
Flight time (h)
Probability (%)
Landing within 24h (0)
Landing within 48h (0)
Landing within 72h (0)
Landing within 120h (0)
No landing within 120h (51)
EPS deployment position
HRES (No landing)


Sat. 03/08, 03h (LT)
Forecast date: Fri. 02/08, 00h (UTC)
Speed function: V10_speed_Holtslag_1
Deployment date: Sat. 03/08, 03h (UTC)
Distance to the coast (km)
Flight time (h)
Probability (%)
Landing within 24h (0)
Landing within 48h (0)
Landing within 72h (0)
Landing within 120h (0)
No landing within 120h (51)
EPS deployment position
HRES (No landing)


Sat. 03/08, 09h (LT)
Forecast date: Fri. 02/08, 00h (UTC)
Speed function: V10_speed_Holtslag_1
Deployment date: Sat. 03/08, 09h (UTC)
Distance to the coast (km)
Flight time (h)
Probability (%)
Landing within 24h (0)
Landing within 48h (0)
Landing within 72h (0)
Landing within 120h (0)
No landing within 120h (51)
EPS deployment position
HRES (120h)


Sat. 03/08, 15h (LT)
Forecast date: Fri. 02/08, 00h (UTC)
Speed function: V10_speed_Holtslag_1
Deployment date: Sat. 03/08, 15h (UTC)
Distance to the coast (km)
Flight time (h)
Probability (%)
Landing within 24h (0)
Landing within 48h (0)
Landing within 72h (0)
Landing within 120h (0)
No landing within 120h (51)
EPS deployment position
HRES (120h)


Sat. 03/08, 21h (LT)
Forecast date: Fri. 02/08, 00h (UTC)
Speed function: V10_speed_Holtslag_1
Deployment date: Sat. 03/08, 21h (UTC)
Distance to the coast (km)
Flight time (h)
Probability (%)
Landing within 24h (0)
Landing within 48h (0)
Landing within 72h (0)
Landing within 120h (0)
No landing within 120h (51)
EPS deployment position
HRES (120h)


Sun. 04/08, 03h (LT)
Forecast date: Fri. 02/08, 00h (UTC)
Speed function: V10_speed_Holtslag_1
Deployment date: Sun. 04/08, 03h (UTC)
Distance to the coast (km)
Flight time (h)
Probability (%)
Landing within 24h (0)
Landing within 48h (0)
Landing within 72h (0)
Landing within 120h (0)
No landing within 120h (51)
EPS deployment position
HRES (120h)

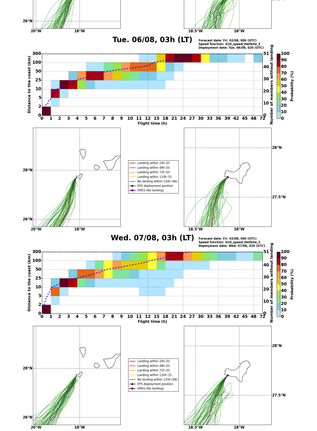

Sun. 04/08, 15h (LT)
Forecast date: Fri. 02/08, 00h (UTC)
Speed function: V10_speed_Holtslag_1
Deployment date: Sun. 04/08, 15h (UTC)
Distance to the coast (km)
Flight time (h)
Probability (%)
Landing within 24h (0)
Landing within 48h (0)
Landing within 72h (0)
Landing within 120h (0)
No landing within 120h (51)
EPS deployment position
HRES (120h)


Mon. 05/08, 03h (LT)
Forecast date: Fri. 02/08, 00h (UTC)
Speed function: V10_speed_Holtslag_1
Deployment date: Mon. 05/08, 03h (UTC)
Distance to the coast (km)
Flight time (h)
Probability (%)
Landing within 24h (0)
Landing within 48h (0)
Landing within 72h (0)
Landing within 120h (0)
No landing within 120h (51)
EPS deployment position
HRES (120h)


Mon. 05/08, 15h (LT)
Forecast date: Fri. 02/08, 00h (UTC)
Speed function: V10_speed_Holtslag_1
Deployment date: Mon. 05/08, 15h (UTC)
Distance to the coast (km)
Flight time (h)
Probability (%)
Landing within 24h (0)
Landing within 48h (0)
Landing within 72h (0)
Landing within 120h (0)
No landing within 120h (51)
EPS deployment position
HRES (No landing)


Tue. 06/08, 03h (LT)
Forecast date: Fri. 02/08, 00h (UTC)
Speed function: V10_speed_Holtslag_1
Deployment date: Tue. 06/08, 03h (UTC)
Distance to the coast (km)
Flight time (h)
Probability (%)
Landing within 24h (0)
Landing within 48h (0)
Landing within 72h (0)
Landing within 120h (0)
No landing within 120h (51)
EPS deployment position
HRES (No landing)


Wed. 07/08, 03h (LT)
Forecast date: Fri. 02/08, 00h (UTC)
Speed function: V10_speed_Holtslag_1
Deployment date: Wed. 07/08, 03h (UTC)
Distance to the coast (km)
Flight time (h)
Probability (%)
Landing within 24h (0)
Landing within 48h (0)
Landing within 72h (0)
Landing within 120h (0)
No landing within 120h (51)
EPS deployment position
HRES (No landing)


Thu. 08/08, 03h (LT)
Forecast date: Fri. 02/08, 00h (UTC)
Speed function: V10_speed_Holtslag_1
Deployment date: Thu. 08/08, 03h (UTC)
Distance to the coast (km)
Flight time (h)
Probability (%)
Landing within 24h (0)
Landing within 48h (0)
Landing within 72h (0)
Landing within 120h (0)
No landing within 120h (51)
EPS deployment position
HRES (No landing)