
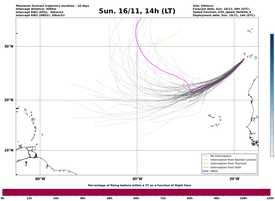
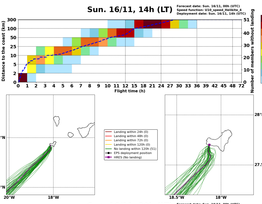

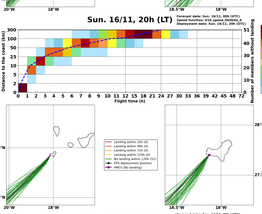

Forecast date: Sun. 16/11, 00h (UTC)
Site: DiNorra
Speed function: ECE speed_Hellrich_4
Method: Named cyclones (350km)
Intercept Time (h)
Measurement Time (h)
Percentage of all numbers
TC Central Pressure at Intercept Time (hPa)
Minimum TC pressure during measurement period (hPa)
Wind at launch time (m/s)

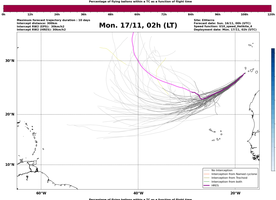

Forecast date: Sun. 16/11, 00h (UTC)
Site: DiNorra
Speed function: ECE speed_Hellrich_4
Method: Tracked (30.0km/h2)
Intercept Time (h)
Measurement Time (h)
Percentage of all numbers
Minimum of pressure within 350km at intercept time (hPa)
Deepest minimum of pressure within 350km during measurement period
Integrated RW3 (m/s)

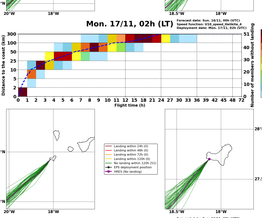

Maximum Forecast trajectory duration : 10 days
Intercept distance: 350km
Intercept RW3 (DWD) : 30m/s2
Intercept RW3 (NREL) : 30m/s2
Site: DiNorra
Forecast date: Sun. 16/11, 00h (UTC)
Speed function: ECE speed_Hellrich_4
Deployment date: Sun. 16/11, 14h (UTC)
Sun. 16/11, 14h (LT)
No Interception
Interception from Named cyclones
Interception from Tracked
Interception from both
RW3
Percentage of flying ballons within a TC as a function of flight time
Named cyclones forecast - Number of EPA within 350km

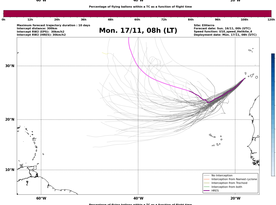

Sun. 16/11, 14h (LT)
Distance to the coast (km)
Flight time (h)
Number of positions (without landing)
Probability (%)
Landing within 24h (0)
Landing within 48h (0)
Landing within 72h (0)
No landing within 120h (0)
EPS deployment position
ANEG (No landing)

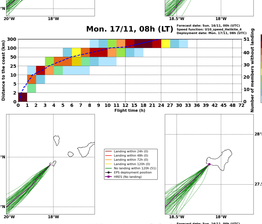

Maximum Forecast trajectory duration : 10 days
Intercept distance: 350km
Intercept RW3 (DWD) : 30m/s2
Intercept RW3 (NREL) : 30m/s2
Site: DiNorra
Forecast date: Sun. 16/11, 00h (UTC)
Speed function: ECE speed_Hellrich_4
Deployment date: Sun. 16/11, 20h (UTC)
Sun. 16/11, 20h (LT)
No Interception
Interception from Named cyclones
Interception from Tracked
Interception from both
RW3
Percentage of flying ballons within a TC as a function of flight time
Named cyclones forecast - Number of EPA within 350km

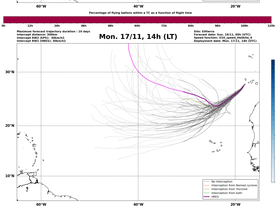

Sun. 16/11, 20h (LT)
Distance to the coast (km)
Flight time (h)
Number of positions (without landing)
Probability (%)
Landing within 24h (0)
Landing within 48h (0)
Landing within 72h (0)
No landing within 120h (0)
EPS deployment position
ANEG (No landing)

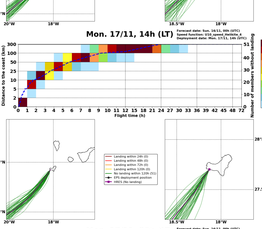

Maximum Forecast trajectory duration : 10 days
Intercept distance: 350km
Intercept RW3 (DWD) : 30m/s2
Intercept RW3 (NREL) : 30m/s2
Site: DiNorra
Forecast date: Mon. 17/11, 00h (UTC)
Speed function: ECE speed_Hellrich_4
Deployment date: Mon. 17/11, 02h (UTC)
Mon. 17/11, 02h (LT)
No Interception
Interception from Named cyclones
Interception from Tracked
Interception from both
RW3
Percentage of flying ballons within a TC as a function of flight time
Named cyclones forecast - Number of EPA within 350km

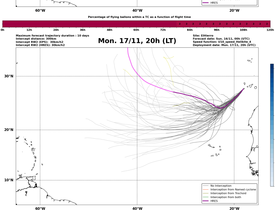

Mon. 17/11, 02h (LT)
Distance to the coast (km)
Flight time (h)
Number of positions (without landing)
Probability (%)
Landing within 24h (0)
Landing within 48h (0)
Landing within 72h (0)
No landing within 120h (0)
EPS deployment position
ANEG (No landing)

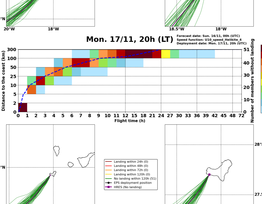

Maximum Forecast trajectory duration : 10 days
Intercept distance: 350km
Intercept RW3 (DWD) : 30m/s2
Intercept RW3 (NREL) : 30m/s2
Site: DiNorra
Forecast date: Mon. 17/11, 00h (UTC)
Speed function: ECE speed_Hellrich_4
Deployment date: Mon. 17/11, 08h (UTC)
Mon. 17/11, 08h (LT)
No Interception
Interception from Named cyclones
Interception from Tracked
Interception from both
RW3
Percentage of flying ballons within a TC as a function of flight time
Named cyclones forecast - Number of EPA within 350km

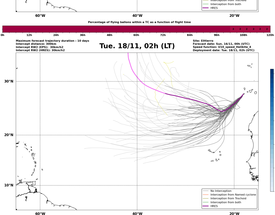

Mon. 17/11, 08h (LT)
Distance to the coast (km)
Flight time (h)
Number of positions (without landing)
Probability (%)
Landing within 24h (0)
Landing within 48h (0)
Landing within 72h (0)
No landing within 120h (51)
EPS deployment position
ANEG (No landing)

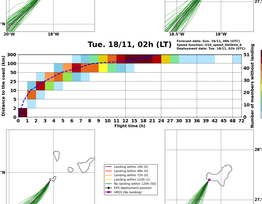

Maximum Forecast trajectory duration : 10 days
Intercept distance: 350km
Intercept RW3 (DWD) : 30m/s2
Intercept RW3 (NREL) : 30m/s2
Site: DiNorra
Forecast date: Mon. 17/11, 00h (UTC)
Speed function: ECE speed_Hellrich_4
Deployment date: Mon. 17/11, 14h (UTC)
Mon. 17/11, 14h (LT)
No Interception
Interception from Named cyclones
Interception from Tracked
Interception from both
RW3
Percentage of flying ballons within a TC as a function of flight time
Named cyclones forecast - Number of EPA within 350km

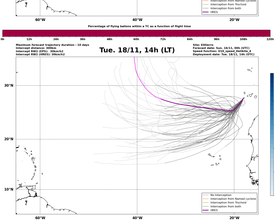

Mon. 17/11, 14h (LT)
Distance to the coast (km)
Flight time (h)
Number of positions (without landing)
Probability (%)
Landing within 24h (0)
Landing within 48h (0)
Landing within 72h (0)
No landing within 120h (51)
EPS deployment position
ANEG (No landing)

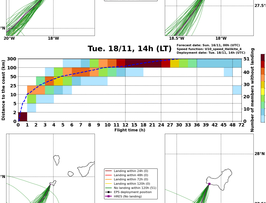

Maximum Forecast trajectory duration : 10 days
Intercept distance: 350km
Intercept RW3 (DWD) : 30m/s2
Intercept RW3 (NREL) : 30m/s2
Site: DiNorra
Forecast date: Mon. 17/11, 00h (UTC)
Speed function: ECE speed_Hellrich_4
Deployment date: Mon. 17/11, 20h (UTC)
Mon. 17/11, 20h (LT)
No Interception
Interception from Named cyclones
Interception from Tracked
Interception from both
RW3
Percentage of flying ballons within a TC as a function of flight time
Named cyclones forecast - Number of EPA within 350km

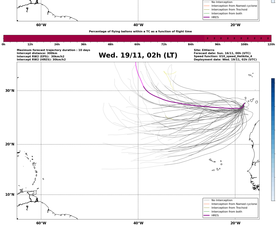

Mon. 17/11, 20h (LT)
Distance to the coast (km)
Flight time (h)
Number of positions (without landing)
Probability (%)
Landing within 24h (0)
Landing within 48h (0)
Landing within 72h (0)
No landing within 120h (51)
EPS deployment position
ANEG (No landing)

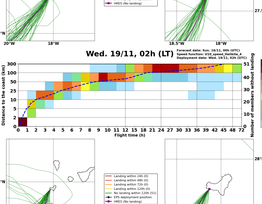

Maximum Forecast trajectory duration : 10 days
Intercept distance: 350km
Intercept RW3 (DWD) : 30m/s2
Intercept RW3 (NREL) : 30m/s2
Site: DiNorra
Forecast date: Tue. 18/11, 00h (UTC)
Speed function: ECE speed_Hellrich_4
Deployment date: Tue. 18/11, 02h (UTC)
Tue. 18/11, 02h (LT)
No Interception
Interception from Named cyclones
Interception from Tracked
Interception from both
RW3
Percentage of flying ballons within a TC as a function of flight time
Named cyclones forecast - Number of EPA within 350km

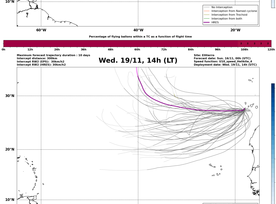

Tue. 18/11, 02h (LT)
Distance to the coast (km)
Flight time (h)
Number of positions (without landing)
Probability (%)
Landing within 24h (0)
Landing within 48h (0)
Landing within 72h (0)
No landing within 120h (51)
EPS deployment position
ANEG (No landing)

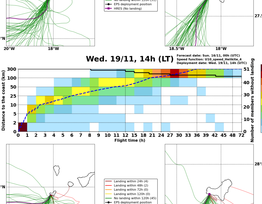

Maximum Forecast trajectory duration : 10 days
Intercept distance: 350km
Intercept RW3 (DWD) : 30m/s2
Intercept RW3 (NREL) : 30m/s2
Site: DiNorra
Forecast date: Tue. 18/11, 00h (UTC)
Speed function: ECE speed_Hellrich_4
Deployment date: Tue. 18/11, 14h (UTC)
Tue. 18/11, 14h (LT)
No Interception
Interception from Named cyclones
Interception from Tracked
Interception from both
RW3
Percentage of flying ballons within a TC as a function of flight time
Named cyclones forecast - Number of EPA within 350km

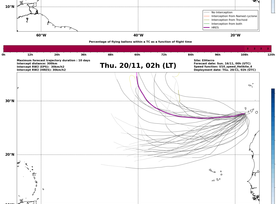

Tue. 18/11, 14h (LT)
Distance to the coast (km)
Flight time (h)
Number of positions (without landing)
Probability (%)
Landing within 24h (0)
Landing within 48h (0)
Landing within 72h (0)
No landing within 120h (51)
EPS deployment position
ANEG (No landing)

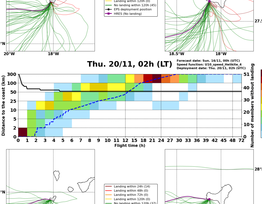

Maximum Forecast trajectory duration : 10 days
Intercept distance: 350km
Intercept RW3 (DWD) : 30m/s2
Intercept RW3 (NREL) : 30m/s2
Site: DiNorra
Forecast date: Wed. 19/11, 00h (UTC)
Speed function: ECE speed_Hellrich_4
Deployment date: Wed. 19/11, 02h (UTC)
Wed. 19/11, 02h (LT)
No Interception
Interception from Named cyclones
Interception from Tracked
Interception from both
RW3
Percentage of flying ballons within a TC as a function of flight time
Named cyclones forecast - Number of EPA within 350km

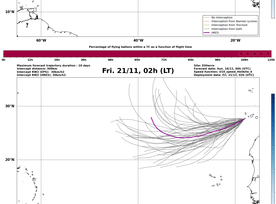

Wed. 19/11, 02h (LT)
Distance to the coast (km)
Flight time (h)
Number of positions (without landing)
Probability (%)
Landing within 24h (0)
Landing within 48h (0)
Landing within 72h (0)
No landing within 120h (51)
EPS deployment position
ANEG (No landing)

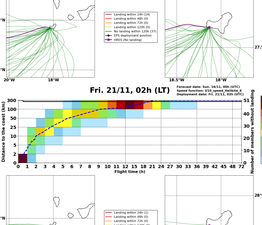

Maximum Forecast trajectory duration : 10 days
Intercept distance: 350km
Intercept RW3 (DWD) : 30m/s2
Intercept RW3 (NREL) : 30m/s2
Site: DiNorra
Forecast date: Wed. 19/11, 00h (UTC)
Speed function: ECE speed_Hellrich_4
Deployment date: Wed. 19/11, 14h (UTC)
Wed. 19/11, 14h (LT)
No Interception
Interception from Named cyclones
Interception from Tracked
Interception from both
RW3
Percentage of flying ballons within a TC as a function of flight time
Named cyclones forecast - Number of EPA within 350km


Wed. 19/11, 14h (LT)
Distance to the coast (km)
Flight time (h)
Number of positions (without landing)
Probability (%)
Landing within 24h (0)
Landing within 48h (0)
Landing within 72h (0)
No landing within 120h (51)
EPS deployment position
ANEG (No landing)


Maximum Forecast trajectory duration : 10 days
Intercept distance: 350km
Intercept RW3 (DWD) : 30m/s2
Intercept RW3 (NREL) : 30m/s2
Site: DiNorra
Forecast date: Thu. 20/11, 00h (UTC)
Speed function: ECE speed_Hellrich_4
Deployment date: Thu. 20/11, 02h (UTC)
Thu. 20/11, 02h (LT)
No Interception
Interception from Named cyclones
Interception from Tracked
Interception from both
RW3
Percentage of flying ballons within a TC as a function of flight time
Named cyclones forecast - Number of EPA within 350km


Thu. 20/11, 02h (LT)
Distance to the coast (km)
Flight time (h)
Number of positions (without landing)
Probability (%)
Landing within 24h (0)
Landing within 48h (0)
Landing within 72h (0)
No landing within 120h (51)
EPS deployment position
ANEG (No landing)


Maximum Forecast trajectory duration : 10 days
Intercept distance: 350km
Intercept RW3 (DWD) : 30m/s2
Intercept RW3 (NREL) : 30m/s2
Site: DiNorra
Forecast date: Fri. 21/11, 00h (UTC)
Speed function: ECE speed_Hellrich_4
Deployment date: Fri. 21/11, 02h (UTC)
Fri. 21/11, 02h (LT)
No Interception
Interception from Named cyclones
Interception from Tracked
Interception from both
RW3
Percentage of flying ballons within a TC as a function of flight time
Named cyclones forecast - Number of EPA within 350km


Fri. 21/11, 02h (LT)
Distance to the coast (km)
Flight time (h)
Number of positions (without landing)
Probability (%)
Landing within 24h (0)
Landing within 48h (0)
Landing within 72h (0)
No landing within 120h (51)
EPS deployment position
ANEG (No landing)