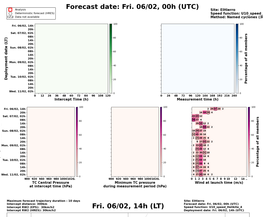
Forecast date: Fri. 06/02, 00h (UTC)
Site: 25Sierra
Speed function: U10_speed_Holthuijs_4
Method: Named cyclones (350km)
Deployment date (start)
Fri. 06/02, 00h
Sat. 07/02, 00h
Sun. 08/02, 00h
Mon. 09/02, 00h
Tue. 10/02, 00h
Wed. 11/02, 00h
Intercept Time (h)
Measurement Time (h)
Percentage of all members
TC Central Pressure at Intercept Time (hPa)
Minimum TC pressure during measurement period (hPa)
Wind at launch time (m/s)

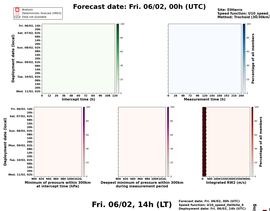
Forecast date: Fri. 06/02, 00h (UTC)
Site: 25Sierra
Speed function: U10_speed_Holthuijs_4
Method: Tracked (365days%2)
Deployment date (start)
Fri. 06/02, 00h
Sat. 07/02, 00h
Sun. 08/02, 00h
Mon. 09/02, 00h
Tue. 10/02, 00h
Wed. 11/02, 00h
Intercept Time (h)
Measurement Time (h)
Percentage of all members
Minimum of pressure within 350km at intercept time (hPa)
Deepest minimum of pressure within 350km during measurement period
Integrated RWS (m/s)

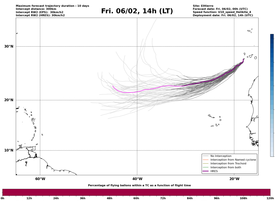
Fri. 06/02, 14h (LT)
Maximum forecast trajectory duration : 72 days
Intercept distance: 350km
Intercept RWS (10%) : 30m/s
Intercept RWS (100%) : 50m/s%2
Site: 25Sierra
Forecast date: Fri. 06/02, 00h (UTC)
Speed function: U10_speed_Holthuijs_4
Deployment date: Fri. 06/02, 14h (UTC)
No interception
Interception from Named cyclones
Interception from Tracked cyclones
Interception from both
Percentage of flying turbines within a TC as a function of flight time
Distance to the coast (km)
Flight time (h)
Number of members without landing
Probability (%)
Landing within 24h (1)
Landing within 48h (0)
Landing within 72h (0)
No landing within 120h (51)
EPS deployment position
HWS (No landing)
Named cyclones forecast - Number of EPA within 150km

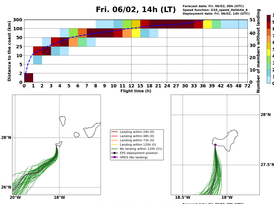
Fri. 06/02, 14h (LT)
Forecast date: Fri. 06/02, 00h (UTC)
Speed function: U10_speed_Holthuijs_4
Deployment date: Fri. 06/02, 14h (UTC)
Distance to the coast (km)
Flight time (h)
Number of members without landing
Probability (%)
Landing within 24h (0)
Landing within 48h (0)
Landing within 72h (0)
No landing within 120h (51)
EPS deployment position
HWS (No landing)

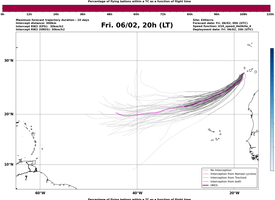
Fri. 06/02, 20h (LT)
Maximum forecast trajectory duration : 72 days
Intercept distance: 350km
Intercept RWS (10%) : 30m/s
Intercept RWS (100%) : 50m/s%2
Site: 25Sierra
Forecast date: Fri. 06/02, 00h (UTC)
Speed function: U10_speed_Holthuijs_4
Deployment date: Fri. 06/02, 20h (UTC)
No interception
Interception from Named cyclones
Interception from Tracked cyclones
Interception from both
Percentage of flying turbines within a TC as a function of flight time
Distance to the coast (km)
Flight time (h)
Number of members without landing
Probability (%)
Landing within 24h (0)
Landing within 48h (0)
Landing within 72h (0)
No landing within 120h (51)
EPS deployment position
HWS (No landing)
Named cyclones forecast - Number of EPA within 150km

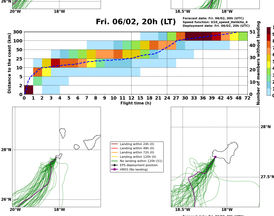
Fri. 06/02, 20h (LT)
Forecast date: Fri. 06/02, 00h (UTC)
Speed function: U10_speed_Holthuijs_4
Deployment date: Fri. 06/02, 20h (UTC)
Distance to the coast (km)
Flight time (h)
Number of members without landing
Probability (%)
Landing within 24h (0)
Landing within 48h (0)
Landing within 72h (0)
No landing within 120h (51)
EPS deployment position
HWS (No landing)

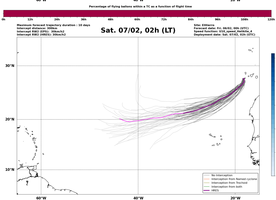
Sat. 07/02, 02h (LT)
Maximum forecast trajectory duration : 72 days
Intercept distance: 350km
Intercept RWS (10%) : 30m/s
Intercept RWS (100%) : 50m/s%2
Site: 25Sierra
Forecast date: Fri. 06/02, 00h (UTC)
Speed function: U10_speed_Holthuijs_4
Deployment date: Sat. 07/02, 02h (UTC)
No interception
Interception from Named cyclones
Interception from Tracked cyclones
Interception from both
Percentage of flying turbines within a TC as a function of flight time
Distance to the coast (km)
Flight time (h)
Number of members without landing
Probability (%)
Landing within 24h (0)
Landing within 48h (0)
Landing within 72h (0)
No landing within 120h (51)
EPS deployment position
HWS (No landing)
Named cyclones forecast - Number of EPA within 150km


Sat. 07/02, 02h (LT)
Forecast date: Fri. 06/02, 00h (UTC)
Speed function: U10_speed_Holthuijs_4
Deployment date: Sat. 07/02, 02h (UTC)
Distance to the coast (km)
Flight time (h)
Number of members without landing
Probability (%)
Landing within 24h (0)
Landing within 48h (0)
Landing within 72h (0)
No landing within 120h (51)
EPS deployment position
HWS (No landing)

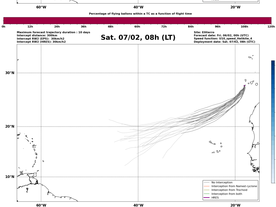
Sat. 07/02, 08h (LT)
Maximum forecast trajectory duration : 72 days
Intercept distance: 350km
Intercept RWS (10%) : 30m/s
Intercept RWS (100%) : 50m/s%2
Site: 25Sierra
Forecast date: Fri. 06/02, 00h (UTC)
Speed function: U10_speed_Holthuijs_4
Deployment date: Sat. 07/02, 08h (UTC)
No interception
Interception from Named cyclones
Interception from Tracked cyclones
Interception from both
Percentage of flying turbines within a TC as a function of flight time
Distance to the coast (km)
Flight time (h)
Number of members without landing
Probability (%)
Landing within 24h (19)
Landing within 48h (2)
Landing within 72h (0)
Landing within 120h (0)
No landing within 120h (31)
EPS deployment position
HWS (No landing)
Named cyclones forecast - Number of EPA within 150km

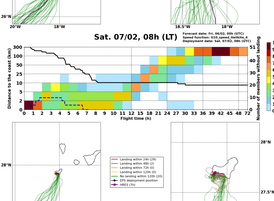
Sat. 07/02, 08h (LT)
Forecast date: Fri. 06/02, 00h (UTC)
Speed function: U10_speed_Holthuijs_4
Deployment date: Sat. 07/02, 08h (UTC)
Distance to the coast (km)
Flight time (h)
Number of members without landing
Probability (%)
Landing within 24h (19)
Landing within 48h (2)
Landing within 72h (0)
Landing within 120h (0)
No landing within 120h (31)
EPS deployment position
HWS (No landing)

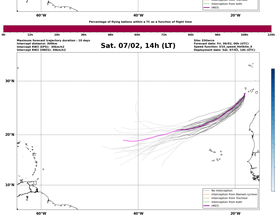
Sat. 07/02, 14h (LT)
Maximum forecast trajectory duration : 72 days
Intercept distance: 350km
Intercept RWS (10%) : 30m/s
Intercept RWS (100%) : 50m/s%2
Site: 25Sierra
Forecast date: Fri. 06/02, 00h (UTC)
Speed function: U10_speed_Holthuijs_4
Deployment date: Sat. 07/02, 14h (UTC)
No interception
Interception from Named cyclones
Interception from Tracked cyclones
Interception from both
Percentage of flying turbines within a TC as a function of flight time
Distance to the coast (km)
Flight time (h)
Number of members without landing
Probability (%)
Landing within 24h (19)
Landing within 48h (2)
Landing within 72h (0)
Landing within 120h (0)
No landing within 120h (31)
EPS deployment position
HWS (No landing)
Named cyclones forecast - Number of EPA within 150km

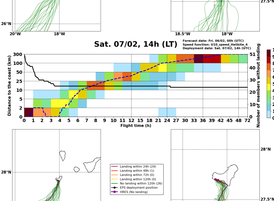
Sat. 07/02, 14h (LT)
Forecast date: Fri. 06/02, 00h (UTC)
Speed function: U10_speed_Holthuijs_4
Deployment date: Sat. 07/02, 14h (UTC)
Distance to the coast (km)
Flight time (h)
Number of members without landing
Probability (%)
Landing within 24h (19)
Landing within 48h (2)
Landing within 72h (0)
Landing within 120h (0)
No landing within 120h (31)
EPS deployment position
HWS (No landing)

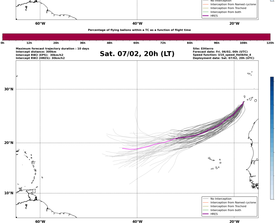
Sat. 07/02, 20h (LT)
Maximum forecast trajectory duration : 72 days
Intercept distance: 350km
Intercept RWS (10%) : 30m/s
Intercept RWS (100%) : 50m/s%2
Site: 25Sierra
Forecast date: Fri. 06/02, 00h (UTC)
Speed function: U10_speed_Holthuijs_4
Deployment date: Sat. 07/02, 20h (UTC)
No interception
Interception from Named cyclones
Interception from Tracked cyclones
Interception from both
Percentage of flying turbines within a TC as a function of flight time
Distance to the coast (km)
Flight time (h)
Number of members without landing
Probability (%)
Landing within 24h (19)
Landing within 48h (2)
Landing within 72h (0)
Landing within 120h (0)
No landing within 120h (31)
EPS deployment position
HWS (No landing)
Named cyclones forecast - Number of EPA within 150km

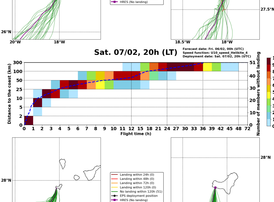
Sat. 07/02, 20h (LT)
Forecast date: Fri. 06/02, 00h (UTC)
Speed function: U10_speed_Holthuijs_4
Deployment date: Sat. 07/02, 20h (UTC)
Distance to the coast (km)
Flight time (h)
Number of members without landing
Probability (%)
Landing within 24h (19)
Landing within 48h (2)
Landing within 72h (0)
Landing within 120h (0)
No landing within 120h (31)
EPS deployment position
HWS (No landing)

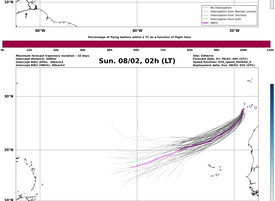
Sun. 08/02, 02h (LT)
Maximum forecast trajectory duration : 72 days
Intercept distance: 350km
Intercept RWS (10%) : 30m/s
Intercept RWS (100%) : 50m/s%2
Site: 25Sierra
Forecast date: Fri. 06/02, 00h (UTC)
Speed function: U10_speed_Holthuijs_4
Deployment date: Sun. 08/02, 02h (UTC)
No interception
Interception from Named cyclones
Interception from Tracked cyclones
Interception from both
Percentage of flying turbines within a TC as a function of flight time
Distance to the coast (km)
Flight time (h)
Number of members without landing
Probability (%)
Landing within 24h (11)
Landing within 48h (2)
Landing within 72h (0)
Landing within 120h (39)
No landing within 120h (31)
EPS deployment position
HWS (No landing)
Named cyclones forecast - Number of EPA within 150km

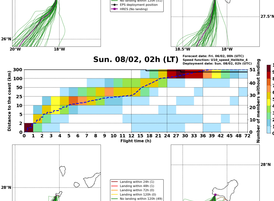
Sun. 08/02, 02h (LT)
Forecast date: Fri. 06/02, 00h (UTC)
Speed function: U10_speed_Holthuijs_4
Deployment date: Sun. 08/02, 02h (UTC)
Distance to the coast (km)
Flight time (h)
Number of members without landing
Probability (%)
Landing within 24h (11)
Landing within 48h (2)
Landing within 72h (0)
Landing within 120h (39)
No landing within 120h (31)
EPS deployment position
HWS (No landing)

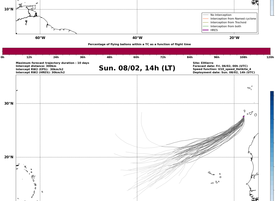
Sun. 08/02, 14h (LT)
Maximum forecast trajectory duration : 72 days
Intercept distance: 350km
Intercept RWS (10%) : 30m/s
Intercept RWS (100%) : 50m/s%2
Site: 25Sierra
Forecast date: Fri. 06/02, 00h (UTC)
Speed function: U10_speed_Holthuijs_4
Deployment date: Sun. 08/02, 14h (UTC)
No interception
Interception from Named cyclones
Interception from Tracked cyclones
Interception from both
Percentage of flying turbines within a TC as a function of flight time
Distance to the coast (km)
Flight time (h)
Number of members without landing
Probability (%)
Landing within 24h (11)
Landing within 48h (2)
Landing within 72h (0)
Landing within 120h (39)
No landing within 120h (31)
EPS deployment position
HWS (No landing)
Named cyclones forecast - Number of EPA within 150km

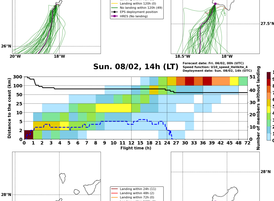
Sun. 08/02, 14h (LT)
Forecast date: Fri. 06/02, 00h (UTC)
Speed function: U10_speed_Holthuijs_4
Deployment date: Sun. 08/02, 14h (UTC)
Distance to the coast (km)
Flight time (h)
Number of members without landing
Probability (%)
Landing within 24h (11)
Landing within 48h (2)
Landing within 72h (0)
Landing within 120h (39)
No landing within 120h (31)
EPS deployment position
HWS (No landing)

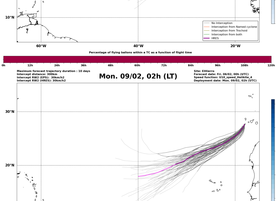
Mon. 09/02, 02h (LT)
Maximum forecast trajectory duration : 72 days
Intercept distance: 350km
Intercept RWS (10%) : 30m/s
Intercept RWS (100%) : 50m/s%2
Site: 25Sierra
Forecast date: Fri. 06/02, 00h (UTC)
Speed function: U10_speed_Holthuijs_4
Deployment date: Mon. 09/02, 02h (UTC)
No interception
Interception from Named cyclones
Interception from Tracked cyclones
Interception from both
Percentage of flying turbines within a TC as a function of flight time
Distance to the coast (km)
Flight time (h)
Number of members without landing
Probability (%)
Landing within 24h (11)
Landing within 48h (2)
Landing within 72h (0)
Landing within 120h (39)
No landing within 120h (31)
EPS deployment position
HWS (No landing)
Named cyclones forecast - Number of EPA within 150km

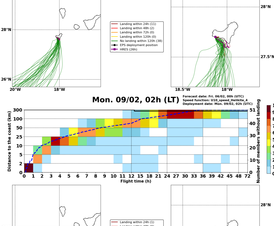
Mon. 09/02, 02h (LT)
Forecast date: Fri. 06/02, 00h (UTC)
Speed function: U10_speed_Holthuijs_4
Deployment date: Mon. 09/02, 02h (UTC)
Distance to the coast (km)
Flight time (h)
Number of members without landing
Probability (%)
Landing within 24h (11)
Landing within 48h (2)
Landing within 72h (0)
Landing within 120h (39)
No landing within 120h (31)
EPS deployment position
HWS (No landing)


Mon. 09/02, 14h (LT)
Maximum forecast trajectory duration : 72 days
Intercept distance: 350km
Intercept RWS (10%) : 30m/s
Intercept RWS (100%) : 50m/s%2
Site: 25Sierra
Forecast date: Fri. 06/02, 00h (UTC)
Speed function: U10_speed_Holthuijs_4
Deployment date: Mon. 09/02, 14h (UTC)
No interception
Interception from Named cyclones
Interception from Tracked cyclones
Interception from both
Percentage of flying turbines within a TC as a function of flight time
Distance to the coast (km)
Flight time (h)
Number of members without landing
Probability (%)
Landing within 24h (15)
Landing within 48h (2)
Landing within 72h (0)
Landing within 120h (35)
No landing within 120h (31)
EPS deployment position
HWS (No landing)
Named cyclones forecast - Number of EPA within 150km

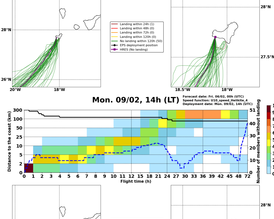
Mon. 09/02, 14h (LT)
Forecast date: Fri. 06/02, 00h (UTC)
Speed function: U10_speed_Holthuijs_4
Deployment date: Mon. 09/02, 14h (UTC)
Distance to the coast (km)
Flight time (h)
Number of members without landing
Probability (%)
Landing within 24h (15)
Landing within 48h (2)
Landing within 72h (0)
Landing within 120h (35)
No landing within 120h (31)
EPS deployment position
HWS (No landing)


Tue. 10/02, 02h (LT)
Maximum forecast trajectory duration : 72 days
Intercept distance: 350km
Intercept RWS (10%) : 30m/s
Intercept RWS (100%) : 50m/s%2
Site: 25Sierra
Forecast date: Fri. 06/02, 00h (UTC)
Speed function: U10_speed_Holthuijs_4
Deployment date: Tue. 10/02, 02h (UTC)
No interception
Interception from Named cyclones
Interception from Tracked cyclones
Interception from both
Percentage of flying turbines within a TC as a function of flight time
Distance to the coast (km)
Flight time (h)
Number of members without landing
Probability (%)
Landing within 24h (15)
Landing within 48h (2)
Landing within 72h (0)
Landing within 120h (35)
No landing within 120h (31)
EPS deployment position
HWS (No landing)
Named cyclones forecast - Number of EPA within 150km


Tue. 10/02, 02h (LT)
Forecast date: Fri. 06/02, 00h (UTC)
Speed function: U10_speed_Holthuijs_4
Deployment date: Tue. 10/02, 02h (UTC)
Distance to the coast (km)
Flight time (h)
Number of members without landing
Probability (%)
Landing within 24h (15)
Landing within 48h (2)
Landing within 72h (0)
Landing within 120h (35)
No landing within 120h (31)
EPS deployment position
HWS (No landing)


Wed. 11/02, 02h (LT)
Maximum forecast trajectory duration : 72 days
Intercept distance: 350km
Intercept RWS (10%) : 30m/s
Intercept RWS (100%) : 50m/s%2
Site: 25Sierra
Forecast date: Fri. 06/02, 00h (UTC)
Speed function: U10_speed_Holthuijs_4
Deployment date: Wed. 11/02, 02h (UTC)
No interception
Interception from Named cyclones
Interception from Tracked cyclones
Interception from both
Percentage of flying turbines within a TC as a function of flight time
Distance to the coast (km)
Flight time (h)
Number of members without landing
Probability (%)
Landing within 24h (15)
Landing within 48h (2)
Landing within 72h (0)
Landing within 120h (35)
No landing within 120h (31)
EPS deployment position
HWS (No landing)
Named cyclones forecast - Number of EPA within 150km

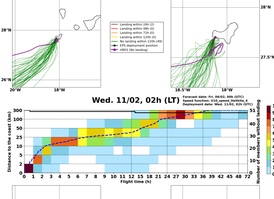
Wed. 11/02, 02h (LT)
Forecast date: Fri. 06/02, 00h (UTC)
Speed function: U10_speed_Holthuijs_4
Deployment date: Wed. 11/02, 02h (UTC)
Distance to the coast (km)
Flight time (h)
Number of members without landing
Probability (%)
Landing within 24h (15)
Landing within 48h (2)
Landing within 72h (0)
Landing within 120h (35)
No landing within 120h (31)
EPS deployment position
HWS (No landing)