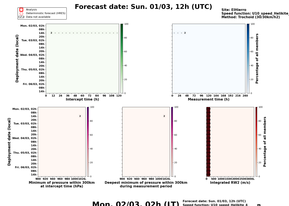
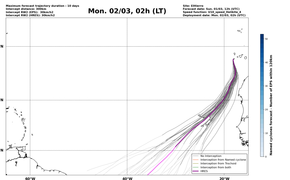
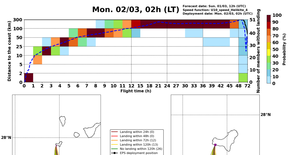
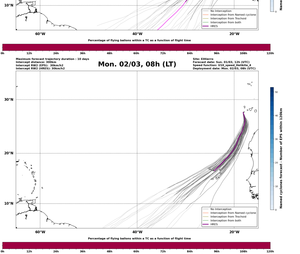
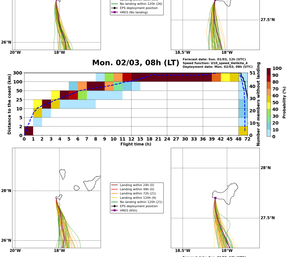

Forecast date: Sun. 01/03, 12h (UTC)
Status
Deterministic forecast (HRES)
ECPL Data not available
Site: DiMarra
Speed function: ECO_speed_Hellstrm_4
Method: Named cyclones (30days)
Deployment date (local)
Mon. 02/03, 02h
Tue. 03/03, 02h
Wed. 04/03, 02h
Thu. 05/03, 02h
Fri. 06/03, 14h
Intercept Time (h)
Measurement Time (h)
Percentage of all members

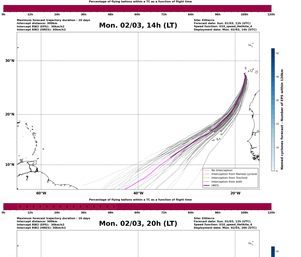

Forecast date: Sun. 01/03, 12h (UTC)
Status
Deterministic forecast (HRES)
ECPL Data not available
Site: DiMarra
Speed function: ECO_speed_Hellstrm_4
Method: Tracked (30.0km/h2)
Deployment date (local)
Mon. 02/03, 02h
Tue. 03/03, 02h
Wed. 04/03, 02h
Thu. 05/03, 02h
Fri. 06/03, 14h
Intercept Time (h)
Measurement Time (h)
Percentage of all members

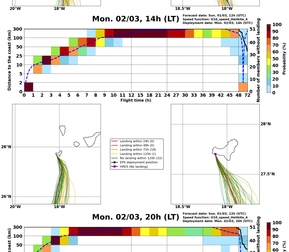

Deployment date (CET)
Mon. 02/03, 02h
Tue. 03/03, 02h
Wed. 04/03, 02h
Thu. 05/03, 02h
Fri. 06/03, 14h
TC Central Pressure at Intercept Time (hPa)
Minimum TC pressure during measurement period (hPa)
Wind at launch time (m/s)
Percentage of all members

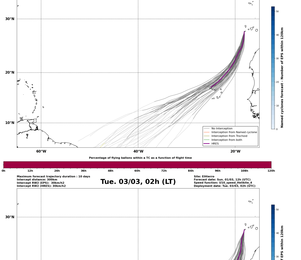

Deployment date (local)
Mon. 02/03, 02h
Tue. 03/03, 02h
Wed. 04/03, 02h
Thu. 05/03, 02h
Fri. 06/03, 14h
Minimum of pressure within 300km during measurement period
Deepest minimum of pressure within 300km during measurement period
Integrated RWJ (m/s)
Percentage of all members

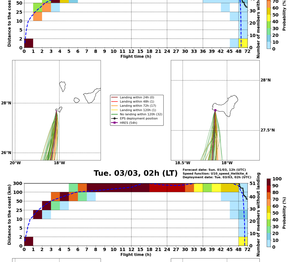

Mon. 02/03, 02h (LT)
Maximum Forecast Trajectory duration : 10 days
Intercept duration: 240min
Intercept RWJ (JWh): 30km/s2
Intercept RWJ (JWh/h): 30km/s2
Site: DiMarra
Forecast date: Sun. 01/03, 12h (UTC)
Speed function: ECO_speed_Hellstrm_4
Deployment date: Mon. 02/03, 02h (UTC)
No interception
Interception from Named cyclones
Interception from Tracked
Interception from both
HRES
Percentage of flying balloons within a TC as a function of flight time
Distance to the coast (km)
Number of cyclones forecast
Number of EPA within 120km

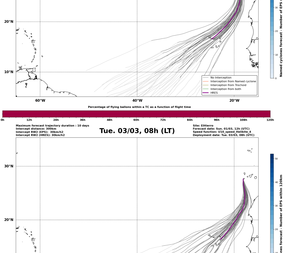

Mon. 02/03, 02h (LT)
Forecast date: Sun. 01/03, 12h (UTC)
Speed function: ECO_speed_Hellstrm_4
Deployment date: Mon. 02/03, 02h (UTC)
Landing within 24h (0)
Landing within 48h (0)
Landing within 72h (0)
No landing within 120h (12)
EPS deployment position
HRES (No landing)
Flight time (h)
Probability (%)
Number of members without landing

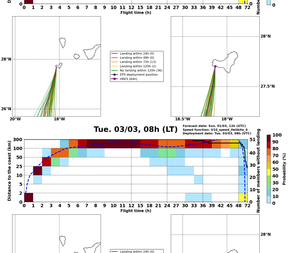

Mon. 02/03, 08h (LT)
Maximum Forecast Trajectory duration : 10 days
Intercept duration: 240min
Intercept RWJ (JWh): 30km/s2
Intercept RWJ (JWh/h): 30km/s2
Site: DiMarra
Forecast date: Sun. 01/03, 12h (UTC)
Speed function: ECO_speed_Hellstrm_4
Deployment date: Mon. 02/03, 08h (UTC)
No interception
Interception from Named cyclones
Interception from Tracked
Interception from both
HRES
Percentage of flying balloons within a TC as a function of flight time
Distance to the coast (km)
Number of cyclones forecast
Number of EPA within 120km

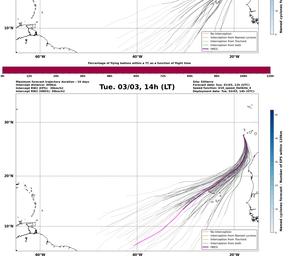

Mon. 02/03, 08h (LT)
Forecast date: Sun. 01/03, 12h (UTC)
Speed function: ECO_speed_Hellstrm_4
Deployment date: Mon. 02/03, 08h (UTC)
Landing within 24h (0)
Landing within 48h (0)
Landing within 72h (0)
No landing within 120h (12)
EPS deployment position
HRES (No landing)
Flight time (h)
Probability (%)
Number of members without landing

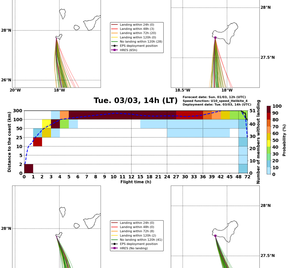

Mon. 02/03, 14h (LT)
Maximum Forecast Trajectory duration : 10 days
Intercept duration: 240min
Intercept RWJ (JWh): 30km/s2
Intercept RWJ (JWh/h): 30km/s2
Site: DiMarra
Forecast date: Sun. 01/03, 12h (UTC)
Speed function: ECO_speed_Hellstrm_4
Deployment date: Mon. 02/03, 14h (UTC)
No interception
Interception from Named cyclones
Interception from Tracked
Interception from both
HRES
Percentage of flying balloons within a TC as a function of flight time
Distance to the coast (km)
Number of cyclones forecast
Number of EPA within 120km

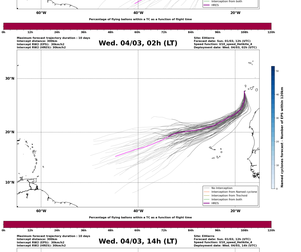

Mon. 02/03, 14h (LT)
Forecast date: Sun. 01/03, 12h (UTC)
Speed function: ECO_speed_Hellstrm_4
Deployment date: Mon. 02/03, 14h (UTC)
Landing within 24h (0)
Landing within 48h (0)
Landing within 72h (0)
No landing within 120h (12)
EPS deployment position
HRES (No landing)
Flight time (h)
Probability (%)
Number of members without landing

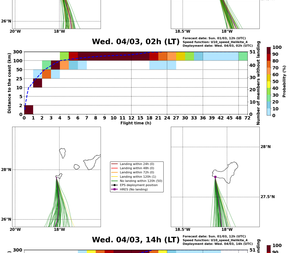

Mon. 02/03, 20h (LT)
Maximum Forecast Trajectory duration : 10 days
Intercept duration: 240min
Intercept RWJ (JWh): 30km/s2
Intercept RWJ (JWh/h): 30km/s2
Site: DiMarra
Forecast date: Sun. 01/03, 12h (UTC)
Speed function: ECO_speed_Hellstrm_4
Deployment date: Mon. 02/03, 20h (UTC)
No interception
Interception from Named cyclones
Interception from Tracked
Interception from both
HRES
Percentage of flying balloons within a TC as a function of flight time
Distance to the coast (km)
Number of cyclones forecast
Number of EPA within 120km

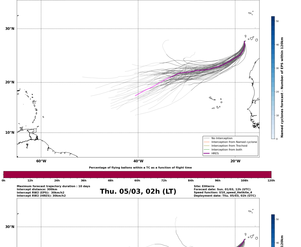

Mon. 02/03, 20h (LT)
Forecast date: Sun. 01/03, 12h (UTC)
Speed function: ECO_speed_Hellstrm_4
Deployment date: Mon. 02/03, 20h (UTC)
Landing within 24h (0)
Landing within 48h (0)
Landing within 72h (0)
No landing within 120h (12)
EPS deployment position
HRES (No landing)
Flight time (h)
Probability (%)
Number of members without landing

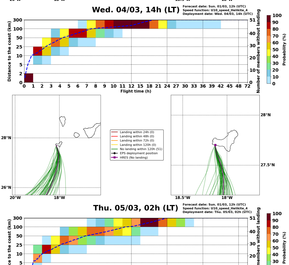

Tue. 03/03, 02h (LT)
Maximum Forecast Trajectory duration : 10 days
Intercept duration: 240min
Intercept RWJ (JWh): 30km/s2
Intercept RWJ (JWh/h): 30km/s2
Site: DiMarra
Forecast date: Sun. 01/03, 12h (UTC)
Speed function: ECO_speed_Hellstrm_4
Deployment date: Tue. 03/03, 02h (UTC)
No interception
Interception from Named cyclones
Interception from Tracked
Interception from both
HRES
Percentage of flying balloons within a TC as a function of flight time
Distance to the coast (km)
Number of cyclones forecast
Number of EPA within 120km

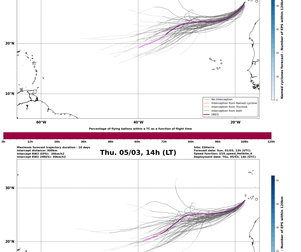

Tue. 03/03, 02h (LT)
Forecast date: Sun. 01/03, 12h (UTC)
Speed function: ECO_speed_Hellstrm_4
Deployment date: Tue. 03/03, 02h (UTC)
Landing within 24h (0)
Landing within 48h (0)
Landing within 72h (0)
No landing within 120h (36)
EPS deployment position
HRES (HRS)
Flight time (h)
Probability (%)
Number of members without landing

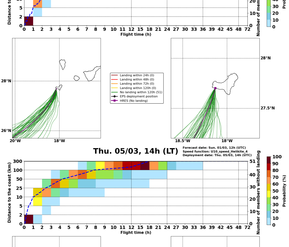

Tue. 03/03, 08h (LT)
Maximum Forecast Trajectory duration : 10 days
Intercept duration: 240min
Intercept RWJ (JWh): 30km/s2
Intercept RWJ (JWh/h): 30km/s2
Site: DiMarra
Forecast date: Sun. 01/03, 12h (UTC)
Speed function: ECO_speed_Hellstrm_4
Deployment date: Tue. 03/03, 08h (UTC)
No interception
Interception from Named cyclones
Interception from Tracked
Interception from both
HRES
Percentage of flying balloons within a TC as a function of flight time
Distance to the coast (km)
Number of cyclones forecast
Number of EPA within 120km

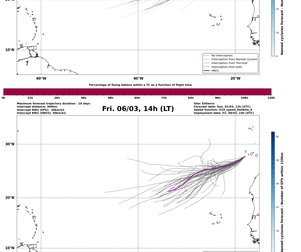

Tue. 03/03, 08h (LT)
Forecast date: Sun. 01/03, 12h (UTC)
Speed function: ECO_speed_Hellstrm_4
Deployment date: Tue. 03/03, 08h (UTC)
Landing within 24h (0)
Landing within 48h (0)
Landing within 72h (0)
No landing within 120h (24)
EPS deployment position
HRES (HRS)
Flight time (h)
Probability (%)
Number of members without landing

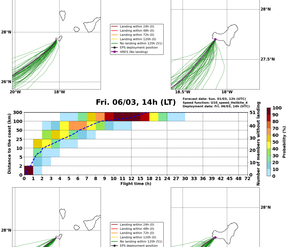

Tue. 03/03, 14h (LT)
Maximum Forecast Trajectory duration : 10 days
Intercept duration: 240min
Intercept RWJ (JWh): 30km/s2
Intercept RWJ (JWh/h): 30km/s2
Site: DiMarra
Forecast date: Sun. 01/03, 12h (UTC)
Speed function: ECO_speed_Hellstrm_4
Deployment date: Tue. 03/03, 14h (UTC)
No interception
Interception from Named cyclones
Interception from Tracked
Interception from both
HRES
Percentage of flying balloons within a TC as a function of flight time
Distance to the coast (km)
Number of cyclones forecast
Number of EPA within 120km


Tue. 03/03, 14h (LT)
Forecast date: Sun. 01/03, 12h (UTC)
Speed function: ECO_speed_Hellstrm_4
Deployment date: Tue. 03/03, 14h (UTC)
Landing within 24h (0)
Landing within 48h (0)
Landing within 72h (0)
No landing within 120h (12)
EPS deployment position
HRES (No landing)
Flight time (h)
Probability (%)
Number of members without landing



Wed. 04/03, 02h (LT)
Maximum Forecast Trajectory duration : 10 days
Intercept duration: 240min
Intercept RWJ (JWh): 30km/s2
Intercept RWJ (JWh/h): 30km/s2
Site: DiMarra
Forecast date: Sun. 01/03, 12h (UTC)
Speed function: ECO_speed_Hellstrm_4
Deployment date: Wed. 04/03, 02h (UTC)
No interception
Interception from Named cyclones
Interception from Tracked
Interception from both
HRES
Percentage of flying balloons within a TC as a function of flight time
Distance to the coast (km)
Number of cyclones forecast
Number of EPA within 120km


Wed. 04/03, 02h (LT)
Forecast date: Sun. 01/03, 12h (UTC)
Speed function: ECO_speed_Hellstrm_4
Deployment date: Wed. 04/03, 02h (UTC)
Landing within 24h (0)
Landing within 48h (0)
Landing within 72h (0)
No landing within 120h (24)
EPS deployment position
HRES (No landing)
Flight time (h)
Probability (%)
Number of members without landing


Wed. 04/03, 14h (LT)
Maximum Forecast Trajectory duration : 10 days
Intercept duration: 240min
Intercept RWJ (JWh): 30km/s2
Intercept RWJ (JWh/h): 30km/s2
Site: DiMarra
Forecast date: Sun. 01/03, 12h (UTC)
Speed function: ECO_speed_Hellstrm_4
Deployment date: Wed. 04/03, 14h (UTC)
No interception
Interception from Named cyclones
Interception from Tracked
Interception from both
HRES
Percentage of flying balloons within a TC as a function of flight time
Distance to the coast (km)
Number of cyclones forecast
Number of EPA within 120km


Wed. 04/03, 14h (LT)
Forecast date: Sun. 01/03, 12h (UTC)
Speed function: ECO_speed_Hellstrm_4
Deployment date: Wed. 04/03, 14h (UTC)
Landing within 24h (0)
Landing within 48h (0)
Landing within 72h (0)
No landing within 120h (24)
EPS deployment position
HRES (No landing)
Flight time (h)
Probability (%)
Number of members without landing


Thu. 05/03, 02h (LT)
Maximum Forecast Trajectory duration : 10 days
Intercept duration: 240min
Intercept RWJ (JWh): 30km/s2
Intercept RWJ (JWh/h): 30km/s2
Site: DiMarra
Forecast date: Sun. 01/03, 12h (UTC)
Speed function: ECO_speed_Hellstrm_4
Deployment date: Thu. 05/03, 02h (UTC)
No interception
Interception from Named cyclones
Interception from Tracked
Interception from both
HRES
Percentage of flying balloons within a TC as a function of flight time
Distance to the coast (km)
Number of cyclones forecast
Number of EPA within 120km


Thu. 05/03, 02h (LT)
Forecast date: Sun. 01/03, 12h (UTC)
Speed function: ECO_speed_Hellstrm_4
Deployment date: Thu. 05/03, 02h (UTC)
Landing within 24h (0)
Landing within 48h (0)
Landing within 72h (0)
No landing within 120h (24)
EPS deployment position
HRES (No landing)
Flight time (h)
Probability (%)
Number of members without landing

Thu. 05/03, 14h (LT)
Maximum Forecast Trajectory duration : 10 days
Intercept duration: 240min
Intercept RWJ (JWh): 30km/s2
Intercept RWJ (JWh/h): 30km/s2
Site: DiMarra
Forecast date: Sun. 01/03, 12h (UTC)
Speed function: ECO_speed_Hellstrm_4
Deployment date: Thu. 05/03, 14h (UTC)
No interception
Interception from Named cyclones
Interception from Tracked
Interception from both
HRES
Percentage of flying balloons within a TC as a function of flight time
Distance to the coast (km)
Number of cyclones forecast
Number of EPA within 120km

Thu. 05/03, 14h (LT)
Forecast date: Sun. 01/03, 12h (UTC)
Speed function: ECO_speed_Hellstrm_4
Deployment date: Thu. 05/03, 14h (UTC)
Landing within 24h (0)
Landing within 48h (0)
Landing within 72h (0)
No landing within 120h (24)
EPS deployment position
HRES (No landing)
Flight time (h)
Probability (%)
Number of members without landing

Fri. 06/03, 14h (LT)
Maximum Forecast Trajectory duration : 10 days
Intercept duration: 240min
Intercept RWJ (JWh): 30km/s2
Intercept RWJ (JWh/h): 30km/s2
Site: DiMarra
Forecast date: Sun. 01/03, 12h (UTC)
Speed function: ECO_speed_Hellstrm_4
Deployment date: Fri. 06/03, 14h (UTC)
No interception
Interception from Named cyclones
Interception from Tracked
Interception from both
HRES
Percentage of flying balloons within a TC as a function of flight time
Distance to the coast (km)
Number of cyclones forecast
Number of EPA within 120km

Fri. 06/03, 14h (LT)
Forecast date: Sun. 01/03, 12h (UTC)
Speed function: ECO_speed_Hellstrm_4
Deployment date: Fri. 06/03, 14h (UTC)
Landing within 24h (0)
Landing within 48h (0)
Landing within 72h (0)
No landing within 120h (12)
EPS deployment position
HRES (No landing)
Flight time (h)
Probability (%)
Number of members without landing