
Station
Forecast Forecast (HRS)
Data not available
Forecast date: Sun. 16/08, 00h (UTC)
Site: D'Aleria
Speed function: U10_speed_Holthuijsen_4
Method: Named cyclones (300km)
Deployment date (start)
Deployment date (LST)
Percentage of all members
Intercept Time (h)
Measurement Time (h)
TC Central Pressure at intercept time (hPa)
Minimum TC pressure during measurement period (hPa)
Wind at launch time (m/s)

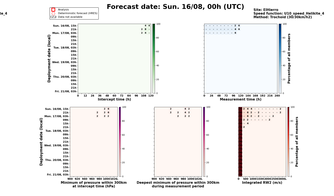
Station
Forecast Forecast (HRS)
Data not available
Forecast date: Sun. 16/08, 00h (UTC)
Site: D'Aleria
Speed function: U10_speed_Holthuijsen_4
Method: Tracked (30.0km/h2)
Deployment date (start)
Deployment date (LST)
Percentage of all members
Intercept Time (h)
Measurement Time (h)
Minimum of pressure within 300km at intercept time (hPa)
Deepest minimum of pressure within 300km during measurement period
Integrated RW2 (m/s)


Sun. 16/08, 15h (LT)
Maximum forecast trajectory duration: 24 days
Intercept distance: 300km
Intercept RW2 (HRS): 30km/h2
Intercept RW3 (HRS): 30km/h2
Site: D'Aleria
Forecast date: Sun. 16/08, 00h (UTC)
Speed function: U10_speed_Holthuijsen_4
Deployment date: Sun. 16/08, 15h (UTC)
No interception
Interception from Named cyclone
Interception from Tracked
Interception both
HRS
Percentage of flying before within a TC as a function of flight time
Normal cyclone forecast - Number of EPs within 150km


Sun. 16/08, 15h (LT)
Forecast date: Sun. 16/08, 00h (UTC)
Speed function: U10_speed_Holthuijsen_4
Deployment date: Sun. 16/08, 15h (UTC)
Distance to the coast (km)
Flight time (h)
Number of members without landing
Probability (%)
Landing within 24h (0)
Landing within 48h (0)
Landing within 72h (0)
Landing within 120h (0)
No landing within 120h (46)
EPS deployment position
HRS (No landing)


Sun. 16/08, 21h (LT)
Maximum forecast trajectory duration: 24 days
Intercept distance: 300km
Intercept RW2 (HRS): 30km/h2
Intercept RW3 (HRS): 30km/h2
Site: D'Aleria
Forecast date: Sun. 16/08, 00h (UTC)
Speed function: U10_speed_Holthuijsen_4
Deployment date: Sun. 16/08, 21h (UTC)
No interception
Interception from Named cyclone
Interception from Tracked
Interception both
HRS
Percentage of flying before within a TC as a function of flight time
Normal cyclone forecast - Number of EPs within 150km

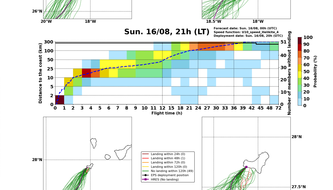
Sun. 16/08, 21h (LT)
Forecast date: Sun. 16/08, 00h (UTC)
Speed function: U10_speed_Holthuijsen_4
Deployment date: Sun. 16/08, 21h (UTC)
Distance to the coast (km)
Flight time (h)
Number of members without landing
Probability (%)
Landing within 24h (0)
Landing within 48h (0)
Landing within 72h (0)
Landing within 120h (0)
No landing within 120h (46)
EPS deployment position
HRS (No landing)

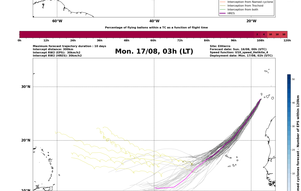
Mon. 17/08, 03h (LT)
Maximum forecast trajectory duration: 24 days
Intercept distance: 300km
Intercept RW2 (HRS): 30km/h2
Intercept RW3 (HRS): 30km/h2
Site: D'Aleria
Forecast date: Sun. 16/08, 00h (UTC)
Speed function: U10_speed_Holthuijsen_4
Deployment date: Mon. 17/08, 03h (UTC)
No interception
Interception from Named cyclone
Interception from Tracked
Interception both
HRS
Percentage of flying before within a TC as a function of flight time
Normal cyclone forecast - Number of EPs within 150km

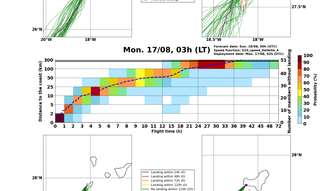
Mon. 17/08, 03h (LT)
Forecast date: Sun. 16/08, 00h (UTC)
Speed function: U10_speed_Holthuijsen_4
Deployment date: Mon. 17/08, 03h (UTC)
Distance to the coast (km)
Flight time (h)
Number of members without landing
Probability (%)
Landing within 24h (0)
Landing within 48h (0)
Landing within 72h (0)
Landing within 120h (0)
No landing within 120h (46)
EPS deployment position
HRS (No landing)

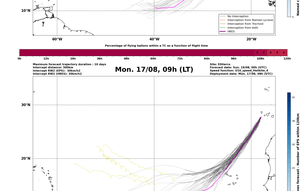
Mon. 17/08, 09h (LT)
Maximum forecast trajectory duration: 24 days
Intercept distance: 300km
Intercept RW2 (HRS): 30km/h2
Intercept RW3 (HRS): 30km/h2
Site: D'Aleria
Forecast date: Sun. 16/08, 00h (UTC)
Speed function: U10_speed_Holthuijsen_4
Deployment date: Mon. 17/08, 09h (UTC)
No interception
Interception from Named cyclone
Interception from Tracked
Interception both
HRS
Percentage of flying before within a TC as a function of flight time
Normal cyclone forecast - Number of EPs within 150km


Mon. 17/08, 09h (LT)
Forecast date: Sun. 16/08, 00h (UTC)
Speed function: U10_speed_Holthuijsen_4
Deployment date: Mon. 17/08, 09h (UTC)
Distance to the coast (km)
Flight time (h)
Number of members without landing
Probability (%)
Landing within 24h (0)
Landing within 48h (0)
Landing within 72h (0)
Landing within 120h (0)
No landing within 120h (46)
EPS deployment position
HRS (No landing)

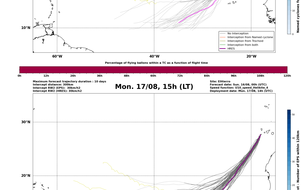
Mon. 17/08, 15h (LT)
Maximum forecast trajectory duration: 24 days
Intercept distance: 300km
Intercept RW2 (HRS): 30km/h2
Intercept RW3 (HRS): 30km/h2
Site: D'Aleria
Forecast date: Sun. 16/08, 00h (UTC)
Speed function: U10_speed_Holthuijsen_4
Deployment date: Mon. 17/08, 15h (UTC)
No interception
Interception from Named cyclone
Interception from Tracked
Interception both
HRS
Percentage of flying before within a TC as a function of flight time
Normal cyclone forecast - Number of EPs within 150km

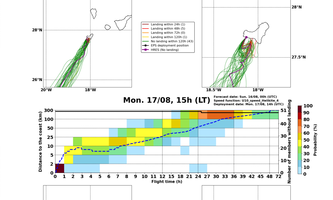
Mon. 17/08, 15h (LT)
Forecast date: Sun. 16/08, 00h (UTC)
Speed function: U10_speed_Holthuijsen_4
Deployment date: Mon. 17/08, 15h (UTC)
Distance to the coast (km)
Flight time (h)
Number of members without landing
Probability (%)
Landing within 24h (0)
Landing within 48h (0)
Landing within 72h (0)
Landing within 120h (0)
No landing within 120h (46)
EPS deployment position
HRS (No landing)

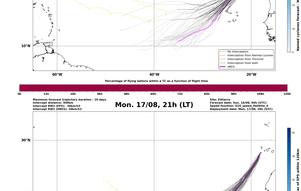
Mon. 17/08, 21h (LT)
Maximum forecast trajectory duration: 24 days
Intercept distance: 300km
Intercept RW2 (HRS): 30km/h2
Intercept RW3 (HRS): 30km/h2
Site: D'Aleria
Forecast date: Sun. 16/08, 00h (UTC)
Speed function: U10_speed_Holthuijsen_4
Deployment date: Mon. 17/08, 21h (UTC)
No interception
Interception from Named cyclone
Interception from Tracked
Interception both
HRS
Percentage of flying before within a TC as a function of flight time
Normal cyclone forecast - Number of EPs within 150km

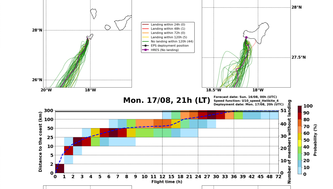
Mon. 17/08, 21h (LT)
Forecast date: Sun. 16/08, 00h (UTC)
Speed function: U10_speed_Holthuijsen_4
Deployment date: Mon. 17/08, 21h (UTC)
Distance to the coast (km)
Flight time (h)
Number of members without landing
Probability (%)
Landing within 24h (0)
Landing within 48h (0)
Landing within 72h (0)
Landing within 120h (0)
No landing within 120h (46)
EPS deployment position
HRS (No landing)


Tue. 18/08, 03h (LT)
Maximum forecast trajectory duration: 24 days
Intercept distance: 300km
Intercept RW2 (HRS): 30km/h2
Intercept RW3 (HRS): 30km/h2
Site: D'Aleria
Forecast date: Sun. 16/08, 00h (UTC)
Speed function: U10_speed_Holthuijsen_4
Deployment date: Tue. 18/08, 03h (UTC)
No interception
Interception from Named cyclone
Interception from Tracked
Interception both
HRS
Percentage of flying before within a TC as a function of flight time
Normal cyclone forecast - Number of EPs within 150km

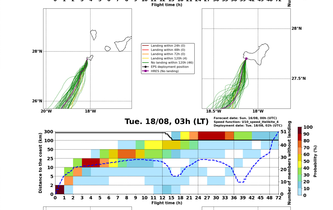
Tue. 18/08, 03h (LT)
Forecast date: Sun. 16/08, 00h (UTC)
Speed function: U10_speed_Holthuijsen_4
Deployment date: Tue. 18/08, 03h (UTC)
Distance to the coast (km)
Flight time (h)
Number of members without landing
Probability (%)
Landing within 24h (0)
Landing within 48h (0)
Landing within 72h (0)
Landing within 120h (0)
No landing within 120h (46)
EPS deployment position
HRS (No landing)


Tue. 18/08, 15h (LT)
Maximum forecast trajectory duration: 24 days
Intercept distance: 300km
Intercept RW2 (HRS): 30km/h2
Intercept RW3 (HRS): 30km/h2
Site: D'Aleria
Forecast date: Sun. 16/08, 00h (UTC)
Speed function: U10_speed_Holthuijsen_4
Deployment date: Tue. 18/08, 15h (UTC)
No interception
Interception from Named cyclone
Interception from Tracked
Interception both
HRS
Percentage of flying before within a TC as a function of flight time
Normal cyclone forecast - Number of EPs within 150km

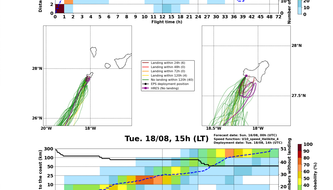
Tue. 18/08, 15h (LT)
Forecast date: Sun. 16/08, 00h (UTC)
Speed function: U10_speed_Holthuijsen_4
Deployment date: Tue. 18/08, 15h (UTC)
Distance to the coast (km)
Flight time (h)
Number of members without landing
Probability (%)
Landing within 24h (0)
Landing within 48h (0)
Landing within 72h (0)
Landing within 120h (0)
No landing within 120h (46)
EPS deployment position
HRS (No landing)


Wed. 19/08, 03h (LT)
Maximum forecast trajectory duration: 24 days
Intercept distance: 300km
Intercept RW2 (HRS): 30km/h2
Intercept RW3 (HRS): 30km/h2
Site: D'Aleria
Forecast date: Sun. 16/08, 00h (UTC)
Speed function: U10_speed_Holthuijsen_4
Deployment date: Wed. 19/08, 03h (UTC)
No interception
Interception from Named cyclone
Interception from Tracked
Interception both
HRS
Percentage of flying before within a TC as a function of flight time
Normal cyclone forecast - Number of EPs within 150km

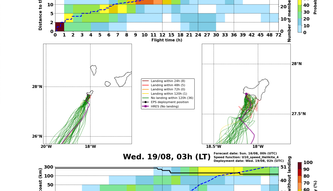
Wed. 19/08, 03h (LT)
Forecast date: Sun. 16/08, 00h (UTC)
Speed function: U10_speed_Holthuijsen_4
Deployment date: Wed. 19/08, 03h (UTC)
Distance to the coast (km)
Flight time (h)
Number of members without landing
Probability (%)
Landing within 24h (0)
Landing within 48h (0)
Landing within 72h (0)
Landing within 120h (0)
No landing within 120h (46)
EPS deployment position
HRS (No landing)

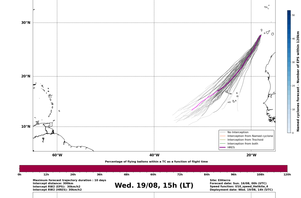
Wed. 19/08, 15h (LT)
Maximum forecast trajectory duration: 24 days
Intercept distance: 300km
Intercept RW2 (HRS): 30km/h2
Intercept RW3 (HRS): 30km/h2
Site: D'Aleria
Forecast date: Sun. 16/08, 00h (UTC)
Speed function: U10_speed_Holthuijsen_4
Deployment date: Wed. 19/08, 15h (UTC)
No interception
Interception from Named cyclone
Interception from Tracked
Interception both
HRS
Percentage of flying before within a TC as a function of flight time
Normal cyclone forecast - Number of EPs within 150km


Wed. 19/08, 15h (LT)
Forecast date: Sun. 16/08, 00h (UTC)
Speed function: U10_speed_Holthuijsen_4
Deployment date: Wed. 19/08, 15h (UTC)
Distance to the coast (km)
Flight time (h)
Number of members without landing
Probability (%)
Landing within 24h (0)
Landing within 48h (0)
Landing within 72h (0)
Landing within 120h (0)
No landing within 120h (46)
EPS deployment position
HRS (No landing)

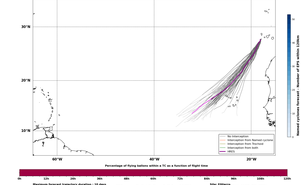
Thu. 20/08, 03h (LT)
Maximum forecast trajectory duration: 24 days
Intercept distance: 300km
Intercept RW2 (HRS): 30km/h2
Intercept RW3 (HRS): 30km/h2
Site: D'Aleria
Forecast date: Sun. 16/08, 00h (UTC)
Speed function: U10_speed_Holthuijsen_4
Deployment date: Thu. 20/08, 03h (UTC)
No interception
Interception from Named cyclone
Interception from Tracked
Interception both
HRS
Percentage of flying before within a TC as a function of flight time
Normal cyclone forecast - Number of EPs within 150km

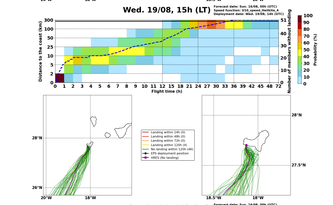
Thu. 20/08, 03h (LT)
Forecast date: Sun. 16/08, 00h (UTC)
Speed function: U10_speed_Holthuijsen_4
Deployment date: Thu. 20/08, 03h (UTC)
Distance to the coast (km)
Flight time (h)
Number of members without landing
Probability (%)
Landing within 24h (0)
Landing within 48h (0)
Landing within 72h (0)
Landing within 120h (0)
No landing within 120h (46)
EPS deployment position
HRS (No landing)

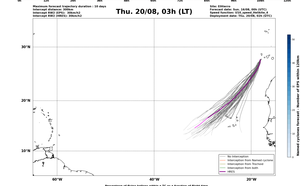
Fri. 21/08, 03h (LT)
Maximum forecast trajectory duration: 24 days
Intercept distance: 300km
Intercept RW2 (HRS): 30km/h2
Intercept RW3 (HRS): 30km/h2
Site: D'Aleria
Forecast date: Sun. 16/08, 00h (UTC)
Speed function: U10_speed_Holthuijsen_4
Deployment date: Fri. 21/08, 03h (UTC)
No interception
Interception from Named cyclone
Interception from Tracked
Interception both
HRS
Percentage of flying before within a TC as a function of flight time
Normal cyclone forecast - Number of EPs within 150km


Fri. 21/08, 03h (LT)
Forecast date: Sun. 16/08, 00h (UTC)
Speed function: U10_speed_Holthuijsen_4
Deployment date: Fri. 21/08, 03h (UTC)
Distance to the coast (km)
Flight time (h)
Number of members without landing
Probability (%)
Landing within 24h (0)
Landing within 48h (0)
Landing within 72h (0)
Landing within 120h (0)
No landing within 120h (46)
EPS deployment position
HRS (No landing)