
Station
Operational Forecast (HRES)
Data not available
Forecast date: Mon. 24/08, 00h (UTC)
Site: D'Aiheya
Speed function: U10_speed_fetch3a_4
Method: Named cyclones (300km)
Deployment date (start)
Intercept time (h)
Percentage of all numbers
Measurement time (h)
TC Central Pressure at intercept time (hPa)
Minimum TC pressure during measurement period (hPa)
Wind at launch time (m/s)

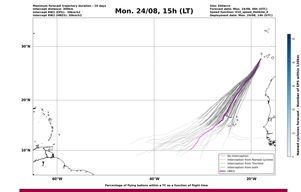
Mon. 24/08, 15h (LT)
Maximum forecast trajectory duration: 15 days
Intercept distance: 300km
Intercept RR2 (HRES): 39km/h
Intercept RR3 (HRES): 59km/h
Site: D'Aiheya
Speed function: U10_speed_fetch3a_4
Deployment date: Mon. 24/08, 15h (UTC)
Forecast date: Mon. 24/08, 00h (UTC)
Speed function: U10_speed_fetch3a_4
Deployment date: Mon. 24/08, 15h (UTC)
No interruption
Interruption from Named cyclone
Interruption from Tropical cyclone
Interruption both
HRES
Percentage of flying balloon within a TC as a function of flight time
Normal cyclone forecast - Number of EPS within 150km


Mon. 24/08, 21h (LT)
Maximum forecast trajectory duration: 15 days
Intercept distance: 300km
Intercept RR2 (HRES): 39km/h
Intercept RR3 (HRES): 59km/h
Site: D'Aiheya
Speed function: U10_speed_fetch3a_4
Deployment date: Mon. 24/08, 21h (UTC)
Forecast date: Mon. 24/08, 00h (UTC)
Speed function: U10_speed_fetch3a_4
Deployment date: Mon. 24/08, 21h (UTC)
No interruption
Interruption from Named cyclone
Interruption from Tropical cyclone
Interruption both
HRES
Percentage of flying balloon within a TC as a function of flight time
Normal cyclone forecast - Number of EPS within 150km

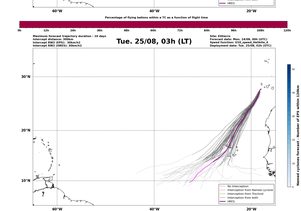
Tue. 25/08, 03h (LT)
Maximum forecast trajectory duration: 15 days
Intercept distance: 300km
Intercept RR2 (HRES): 39km/h
Intercept RR3 (HRES): 59km/h
Site: D'Aiheya
Speed function: U10_speed_fetch3a_4
Deployment date: Tue. 25/08, 03h (UTC)
Forecast date: Mon. 24/08, 00h (UTC)
Speed function: U10_speed_fetch3a_4
Deployment date: Tue. 25/08, 03h (UTC)
No interruption
Interruption from Named cyclone
Interruption from Tropical cyclone
Interruption both
HRES
Percentage of flying balloon within a TC as a function of flight time
Normal cyclone forecast - Number of EPS within 150km

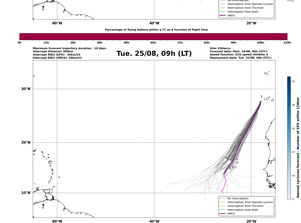
Tue. 25/08, 09h (LT)
Maximum forecast trajectory duration: 15 days
Intercept distance: 300km
Intercept RR2 (HRES): 39km/h
Intercept RR3 (HRES): 59km/h
Site: D'Aiheya
Speed function: U10_speed_fetch3a_4
Deployment date: Tue. 25/08, 09h (UTC)
Forecast date: Mon. 24/08, 00h (UTC)
Speed function: U10_speed_fetch3a_4
Deployment date: Tue. 25/08, 09h (UTC)
No interruption
Interruption from Named cyclone
Interruption from Tropical cyclone
Interruption both
HRES
Percentage of flying balloon within a TC as a function of flight time
Normal cyclone forecast - Number of EPS within 150km


Tue. 25/08, 15h (LT)
Maximum forecast trajectory duration: 15 days
Intercept distance: 300km
Intercept RR2 (HRES): 39km/h
Intercept RR3 (HRES): 59km/h
Site: D'Aiheya
Speed function: U10_speed_fetch3a_4
Deployment date: Tue. 25/08, 15h (UTC)
Forecast date: Mon. 24/08, 00h (UTC)
Speed function: U10_speed_fetch3a_4
Deployment date: Tue. 25/08, 15h (UTC)
No interruption
Interruption from Named cyclone
Interruption from Tropical cyclone
Interruption both
HRES
Percentage of flying balloon within a TC as a function of flight time
Normal cyclone forecast - Number of EPS within 150km


Tue. 25/08, 21h (LT)
Maximum forecast trajectory duration: 15 days
Intercept distance: 300km
Intercept RR2 (HRES): 39km/h
Intercept RR3 (HRES): 59km/h
Site: D'Aiheya
Speed function: U10_speed_fetch3a_4
Deployment date: Tue. 25/08, 21h (UTC)
Forecast date: Mon. 24/08, 00h (UTC)
Speed function: U10_speed_fetch3a_4
Deployment date: Tue. 25/08, 21h (UTC)
No interruption
Interruption from Named cyclone
Interruption from Tropical cyclone
Interruption both
HRES
Percentage of flying balloon within a TC as a function of flight time
Normal cyclone forecast - Number of EPS within 150km

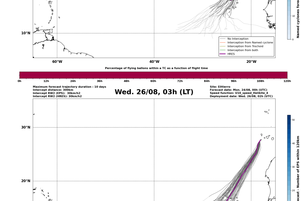
Wed. 26/08, 03h (LT)
Maximum forecast trajectory duration: 15 days
Intercept distance: 300km
Intercept RR2 (HRES): 39km/h
Intercept RR3 (HRES): 59km/h
Site: D'Aiheya
Speed function: U10_speed_fetch3a_4
Deployment date: Wed. 26/08, 03h (UTC)
Forecast date: Mon. 24/08, 00h (UTC)
Speed function: U10_speed_fetch3a_4
Deployment date: Wed. 26/08, 03h (UTC)
No interruption
Interruption from Named cyclone
Interruption from Tropical cyclone
Interruption both
HRES
Percentage of flying balloon within a TC as a function of flight time
Normal cyclone forecast - Number of EPS within 150km


Wed. 26/08, 15h (LT)
Maximum forecast trajectory duration: 15 days
Intercept distance: 300km
Intercept RR2 (HRES): 39km/h
Intercept RR3 (HRES): 59km/h
Site: D'Aiheya
Speed function: U10_speed_fetch3a_4
Deployment date: Wed. 26/08, 15h (UTC)
Forecast date: Mon. 24/08, 00h (UTC)
Speed function: U10_speed_fetch3a_4
Deployment date: Wed. 26/08, 15h (UTC)
No interruption
Interruption from Named cyclone
Interruption from Tropical cyclone
Interruption both
HRES
Percentage of flying balloon within a TC as a function of flight time
Normal cyclone forecast - Number of EPS within 150km


Thu. 27/08, 03h (LT)
Maximum forecast trajectory duration: 15 days
Intercept distance: 300km
Intercept RR2 (HRES): 39km/h
Intercept RR3 (HRES): 59km/h
Site: D'Aiheya
Speed function: U10_speed_fetch3a_4
Deployment date: Thu. 27/08, 03h (UTC)
Forecast date: Mon. 24/08, 00h (UTC)
Speed function: U10_speed_fetch3a_4
Deployment date: Thu. 27/08, 03h (UTC)
No interruption
Interruption from Named cyclone
Interruption from Tropical cyclone
Interruption both
HRES
Percentage of flying balloon within a TC as a function of flight time
Normal cyclone forecast - Number of EPS within 150km


Thu. 27/08, 15h (LT)
Maximum forecast trajectory duration: 15 days
Intercept distance: 300km
Intercept RR2 (HRES): 39km/h
Intercept RR3 (HRES): 59km/h
Site: D'Aiheya
Speed function: U10_speed_fetch3a_4
Deployment date: Thu. 27/08, 15h (UTC)
Forecast date: Mon. 24/08, 00h (UTC)
Speed function: U10_speed_fetch3a_4
Deployment date: Thu. 27/08, 15h (UTC)
No interruption
Interruption from Named cyclone
Interruption from Tropical cyclone
Interruption both
HRES
Percentage of flying balloon within a TC as a function of flight time
Normal cyclone forecast - Number of EPS within 150km


Fri. 28/08, 03h (LT)
Maximum forecast trajectory duration: 15 days
Intercept distance: 300km
Intercept RR2 (HRES): 39km/h
Intercept RR3 (HRES): 59km/h
Site: D'Aiheya
Speed function: U10_speed_fetch3a_4
Deployment date: Fri. 28/08, 03h (UTC)
Forecast date: Mon. 24/08, 00h (UTC)
Speed function: U10_speed_fetch3a_4
Deployment date: Fri. 28/08, 03h (UTC)
No interruption
Interruption from Named cyclone
Interruption from Tropical cyclone
Interruption both
HRES
Percentage of flying balloon within a TC as a function of flight time
Normal cyclone forecast - Number of EPS within 150km

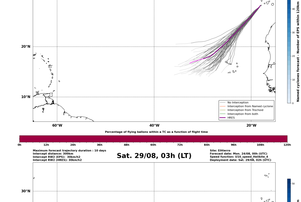
Sat. 29/08, 03h (LT)
Maximum forecast trajectory duration: 15 days
Intercept distance: 300km
Intercept RR2 (HRES): 39km/h
Intercept RR3 (HRES): 59km/h
Site: D'Aiheya
Speed function: U10_speed_fetch3a_4
Deployment date: Sat. 29/08, 03h (UTC)
Forecast date: Mon. 24/08, 00h (UTC)
Speed function: U10_speed_fetch3a_4
Deployment date: Sat. 29/08, 03h (UTC)
No interruption
Interruption from Named cyclone
Interruption from Tropical cyclone
Interruption both
HRES
Percentage of flying balloon within a TC as a function of flight time
Normal cyclone forecast - Number of EPS within 150km


Station
Operational Forecast (HRES)
Data not available
Forecast date: Mon. 24/08, 00h (UTC)
Site: D'Aiheya
Speed function: U10_speed_fetch3a_4
Method: Tracked (30.5km/h2)
Deployment date (start)
Intercept time (h)
Percentage of all numbers
Measurement time (h)
Minimum of pressure within 300km of intercept time (hPa)
Deepest minimum of pressure within 300km during measurement period
Integrated RR2 (m/s)

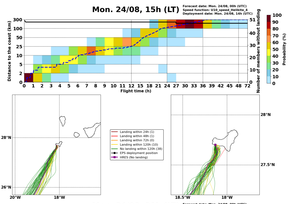
Mon. 24/08, 15h (LT)
Forecast date: Mon. 24/08, 00h (UTC)
Speed function: U10_speed_fetch3a_4
Deployment date: Mon. 24/08, 15h (UTC)
Distance to the coast (km)
Flight time (h)
Number of positions without landing
Probability (%)
Landing within 24h (1)
Landing within 48h (0)
Landing within 72h (0)
Landing within 120h (0)
No landing within 120h (41)
EPS deployment position
HRES (No landing)

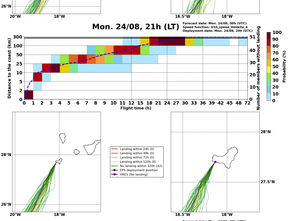
Mon. 24/08, 21h (LT)
Forecast date: Mon. 24/08, 00h (UTC)
Speed function: U10_speed_fetch3a_4
Deployment date: Mon. 24/08, 21h (UTC)
Distance to the coast (km)
Flight time (h)
Number of positions without landing
Probability (%)
Landing within 24h (0)
Landing within 48h (0)
Landing within 72h (0)
Landing within 120h (0)
No landing within 120h (51)
EPS deployment position
HRES (No landing)

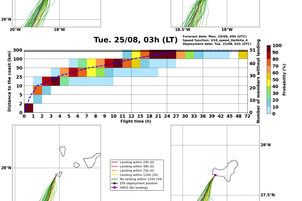
Tue. 25/08, 03h (LT)
Forecast date: Mon. 24/08, 00h (UTC)
Speed function: U10_speed_fetch3a_4
Deployment date: Tue. 25/08, 03h (UTC)
Distance to the coast (km)
Flight time (h)
Number of positions without landing
Probability (%)
Landing within 24h (0)
Landing within 48h (0)
Landing within 72h (0)
Landing within 120h (0)
No landing within 120h (51)
EPS deployment position
HRES (No landing)

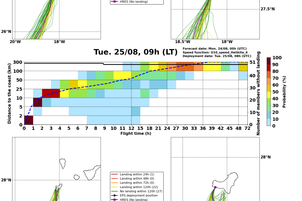
Tue. 25/08, 09h (LT)
Forecast date: Mon. 24/08, 00h (UTC)
Speed function: U10_speed_fetch3a_4
Deployment date: Tue. 25/08, 09h (UTC)
Distance to the coast (km)
Flight time (h)
Number of positions without landing
Probability (%)
Landing within 24h (1)
Landing within 48h (0)
Landing within 72h (0)
Landing within 120h (0)
No landing within 120h (50)
EPS deployment position
HRES (No landing)


Tue. 25/08, 15h (LT)
Forecast date: Mon. 24/08, 00h (UTC)
Speed function: U10_speed_fetch3a_4
Deployment date: Tue. 25/08, 15h (UTC)
Distance to the coast (km)
Flight time (h)
Number of positions without landing
Probability (%)
Landing within 24h (0)
Landing within 48h (0)
Landing within 72h (0)
Landing within 120h (0)
No landing within 120h (50)
EPS deployment position
HRES (No landing)


Tue. 25/08, 21h (LT)
Forecast date: Mon. 24/08, 00h (UTC)
Speed function: U10_speed_fetch3a_4
Deployment date: Tue. 25/08, 21h (UTC)
Distance to the coast (km)
Flight time (h)
Number of positions without landing
Probability (%)
Landing within 24h (0)
Landing within 48h (0)
Landing within 72h (0)
Landing within 120h (0)
No landing within 120h (51)
EPS deployment position
HRES (No landing)

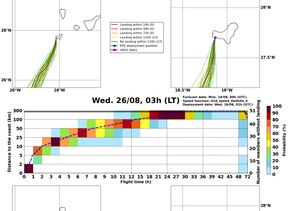
Wed. 26/08, 03h (LT)
Forecast date: Mon. 24/08, 00h (UTC)
Speed function: U10_speed_fetch3a_4
Deployment date: Wed. 26/08, 03h (UTC)
Distance to the coast (km)
Flight time (h)
Number of positions without landing
Probability (%)
Landing within 24h (0)
Landing within 48h (0)
Landing within 72h (0)
Landing within 120h (0)
No landing within 120h (51)
EPS deployment position
HRES (No landing)


Wed. 26/08, 15h (LT)
Forecast date: Mon. 24/08, 00h (UTC)
Speed function: U10_speed_fetch3a_4
Deployment date: Wed. 26/08, 15h (UTC)
Distance to the coast (km)
Flight time (h)
Number of positions without landing
Probability (%)
Landing within 24h (0)
Landing within 48h (0)
Landing within 72h (0)
Landing within 120h (0)
No landing within 120h (50)
EPS deployment position
HRES (No landing)

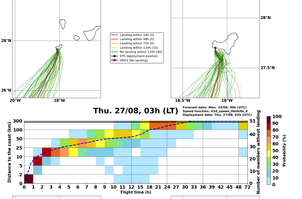
Thu. 27/08, 03h (LT)
Forecast date: Mon. 24/08, 00h (UTC)
Speed function: U10_speed_fetch3a_4
Deployment date: Thu. 27/08, 03h (UTC)
Distance to the coast (km)
Flight time (h)
Number of positions without landing
Probability (%)
Landing within 24h (0)
Landing within 48h (0)
Landing within 72h (0)
Landing within 120h (0)
No landing within 120h (49)
EPS deployment position
HRES (No landing)


Thu. 27/08, 15h (LT)
Forecast date: Mon. 24/08, 00h (UTC)
Speed function: U10_speed_fetch3a_4
Deployment date: Thu. 27/08, 15h (UTC)
Distance to the coast (km)
Flight time (h)
Number of positions without landing
Probability (%)
Landing within 24h (0)
Landing within 48h (0)
Landing within 72h (0)
Landing within 120h (0)
No landing within 120h (49)
EPS deployment position
HRES (No landing)

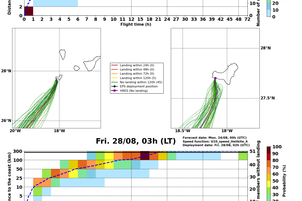
Fri. 28/08, 03h (LT)
Forecast date: Mon. 24/08, 00h (UTC)
Speed function: U10_speed_fetch3a_4
Deployment date: Fri. 28/08, 03h (UTC)
Distance to the coast (km)
Flight time (h)
Number of positions without landing
Probability (%)
Landing within 24h (0)
Landing within 48h (0)
Landing within 72h (0)
Landing within 120h (0)
No landing within 120h (49)
EPS deployment position
HRES (No landing)


Sat. 29/08, 03h (LT)
Forecast date: Mon. 24/08, 00h (UTC)
Speed function: U10_speed_fetch3a_4
Deployment date: Sat. 29/08, 03h (UTC)
Distance to the coast (km)
Flight time (h)
Number of positions without landing
Probability (%)
Landing within 24h (0)
Landing within 48h (0)
Landing within 72h (0)
Landing within 120h (0)
No landing within 120h (49)
EPS deployment position
HRES (No landing)