
Forecast date: Thu. 03/09, 12h (UTC)
Station
Operational forecast (HRES)
ECA: Data not available
Site: D'Olmen
Speed function: U10_speed_Holthuijs_4
Method: Named cyclones (300km)
Intercept Time (h)
Measurement Time (h)
Percentage of all members


TC Central Pressure at intercept time (hPa)
Minimum TC pressure during measurement period (hPa)
Wind at launch time (m/s)

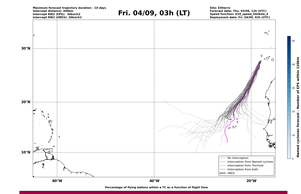
Fri. 04/09, 03h (LT)
Maximum forecast trajectory duration: 10 days
Intercept distance: 300km
Intercept RW2 (HRS): 39km/h
Intercept RW3 (HRS): 39km/h
Site: D'Olmen
Forecast date: Thu. 03/09, 12h (UTC)
Speed function: U10_speed_Holthuijs_4
Deployment date: Fri. 04/09, 03h (UTC)
No interception
Interception from Named cyclone
Interception from Tropical cyclone
Interception both
HRS
Percentage of flying balloons within a TC as a function of flight time
Normal cyclones forecast - Number of EPs within 120km


Fri. 04/09, 09h (LT)
Maximum forecast trajectory duration: 10 days
Intercept distance: 300km
Intercept RW2 (HRS): 39km/h
Intercept RW3 (HRS): 39km/h
Site: D'Olmen
Forecast date: Thu. 03/09, 12h (UTC)
Speed function: U10_speed_Holthuijs_4
Deployment date: Fri. 04/09, 09h (UTC)
No interception
Interception from Named cyclone
Interception from Tropical cyclone
Interception both
HRS
Percentage of flying balloons within a TC as a function of flight time
Normal cyclones forecast - Number of EPs within 120km

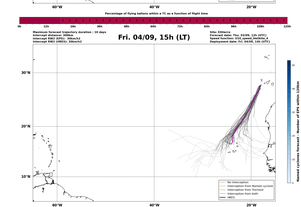
Fri. 04/09, 15h (LT)
Maximum forecast trajectory duration: 10 days
Intercept distance: 300km
Intercept RW2 (HRS): 39km/h
Intercept RW3 (HRS): 39km/h
Site: D'Olmen
Forecast date: Thu. 03/09, 12h (UTC)
Speed function: U10_speed_Holthuijs_4
Deployment date: Fri. 04/09, 15h (UTC)
No interception
Interception from Named cyclone
Interception from Tropical cyclone
Interception both
HRS
Percentage of flying balloons within a TC as a function of flight time
Normal cyclones forecast - Number of EPs within 120km

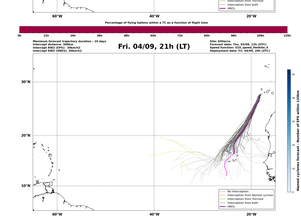
Fri. 04/09, 21h (LT)
Maximum forecast trajectory duration: 10 days
Intercept distance: 300km
Intercept RW2 (HRS): 39km/h
Intercept RW3 (HRS): 39km/h
Site: D'Olmen
Forecast date: Thu. 03/09, 12h (UTC)
Speed function: U10_speed_Holthuijs_4
Deployment date: Fri. 04/09, 21h (UTC)
No interception
Interception from Named cyclone
Interception from Tropical cyclone
Interception both
HRS
Percentage of flying balloons within a TC as a function of flight time
Normal cyclones forecast - Number of EPs within 120km

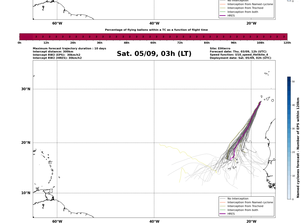
Sat. 05/09, 03h (LT)
Maximum forecast trajectory duration: 10 days
Intercept distance: 300km
Intercept RW2 (HRS): 39km/h
Intercept RW3 (HRS): 39km/h
Site: D'Olmen
Forecast date: Thu. 03/09, 12h (UTC)
Speed function: U10_speed_Holthuijs_4
Deployment date: Sat. 05/09, 03h (UTC)
No interception
Interception from Named cyclone
Interception from Tropical cyclone
Interception both
HRS
Percentage of flying balloons within a TC as a function of flight time
Normal cyclones forecast - Number of EPs within 120km

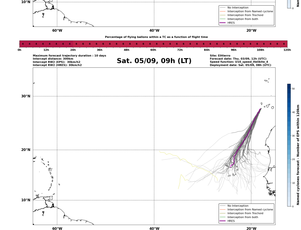
Sat. 05/09, 09h (LT)
Maximum forecast trajectory duration: 10 days
Intercept distance: 300km
Intercept RW2 (HRS): 39km/h
Intercept RW3 (HRS): 39km/h
Site: D'Olmen
Forecast date: Thu. 03/09, 12h (UTC)
Speed function: U10_speed_Holthuijs_4
Deployment date: Sat. 05/09, 09h (UTC)
No interception
Interception from Named cyclone
Interception from Tropical cyclone
Interception both
HRS
Percentage of flying balloons within a TC as a function of flight time
Normal cyclones forecast - Number of EPs within 120km

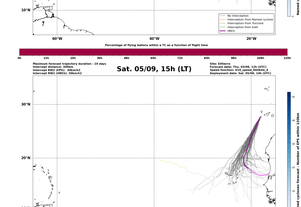
Sat. 05/09, 15h (LT)
Maximum forecast trajectory duration: 10 days
Intercept distance: 300km
Intercept RW2 (HRS): 39km/h
Intercept RW3 (HRS): 39km/h
Site: D'Olmen
Forecast date: Thu. 03/09, 12h (UTC)
Speed function: U10_speed_Holthuijs_4
Deployment date: Sat. 05/09, 15h (UTC)
No interception
Interception from Named cyclone
Interception from Tropical cyclone
Interception both
HRS
Percentage of flying balloons within a TC as a function of flight time
Normal cyclones forecast - Number of EPs within 120km

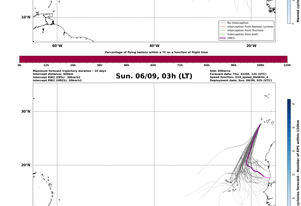
Sun. 06/09, 03h (LT)
Maximum forecast trajectory duration: 10 days
Intercept distance: 300km
Intercept RW2 (HRS): 39km/h
Intercept RW3 (HRS): 39km/h
Site: D'Olmen
Forecast date: Thu. 03/09, 12h (UTC)
Speed function: U10_speed_Holthuijs_4
Deployment date: Sun. 06/09, 03h (UTC)
No interception
Interception from Named cyclone
Interception from Tropical cyclone
Interception both
HRS
Percentage of flying balloons within a TC as a function of flight time
Normal cyclones forecast - Number of EPs within 120km

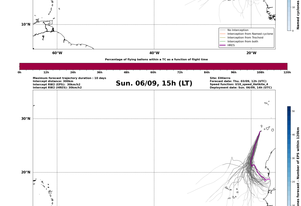
Sun. 06/09, 15h (LT)
Maximum forecast trajectory duration: 10 days
Intercept distance: 300km
Intercept RW2 (HRS): 39km/h
Intercept RW3 (HRS): 39km/h
Site: D'Olmen
Forecast date: Thu. 03/09, 12h (UTC)
Speed function: U10_speed_Holthuijs_4
Deployment date: Sun. 06/09, 15h (UTC)
No interception
Interception from Named cyclone
Interception from Tropical cyclone
Interception both
HRS
Percentage of flying balloons within a TC as a function of flight time
Normal cyclones forecast - Number of EPs within 120km

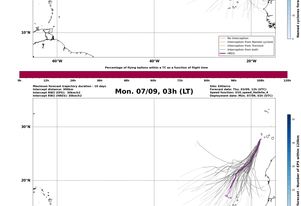
Mon. 07/09, 03h (LT)
Maximum forecast trajectory duration: 10 days
Intercept distance: 300km
Intercept RW2 (HRS): 39km/h
Intercept RW3 (HRS): 39km/h
Site: D'Olmen
Forecast date: Thu. 03/09, 12h (UTC)
Speed function: U10_speed_Holthuijs_4
Deployment date: Mon. 07/09, 03h (UTC)
No interception
Interception from Named cyclone
Interception from Tropical cyclone
Interception both
HRS
Percentage of flying balloons within a TC as a function of flight time
Normal cyclones forecast - Number of EPs within 120km

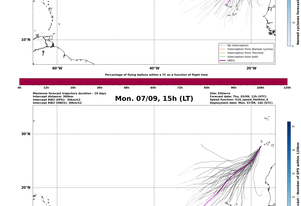
Mon. 07/09, 15h (LT)
Maximum forecast trajectory duration: 10 days
Intercept distance: 300km
Intercept RW2 (HRS): 39km/h
Intercept RW3 (HRS): 39km/h
Site: D'Olmen
Forecast date: Thu. 03/09, 12h (UTC)
Speed function: U10_speed_Holthuijs_4
Deployment date: Mon. 07/09, 15h (UTC)
No interception
Interception from Named cyclone
Interception from Tropical cyclone
Interception both
HRS
Percentage of flying balloons within a TC as a function of flight time
Normal cyclones forecast - Number of EPs within 120km


Tue. 08/09, 15h (LT)
Maximum forecast trajectory duration: 10 days
Intercept distance: 300km
Intercept RW2 (HRS): 39km/h
Intercept RW3 (HRS): 39km/h
Site: D'Olmen
Forecast date: Thu. 03/09, 12h (UTC)
Speed function: U10_speed_Holthuijs_4
Deployment date: Tue. 08/09, 15h (UTC)
No interception
Interception from Named cyclone
Interception from Tropical cyclone
Interception both
HRS
Percentage of flying balloons within a TC as a function of flight time
Normal cyclones forecast - Number of EPs within 120km

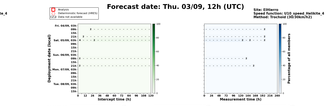
Forecast date: Thu. 03/09, 12h (UTC)
Station
Operational forecast (HRES)
ECA: Data not available
Site: D'Olmen
Speed function: U10_speed_Holthuijs_4
Method: Tracked (30:30km/h2)
Intercept Time (h)
Measurement Time (h)
Percentage of all members


Minimum of pressure within 300km of intercept time (hPa)
Deepest minimum of pressure within 300km during measurement period
Integrated RW2 (m/s)


Fri. 04/09, 03h (LT)
Forecast date: Thu. 03/09, 12h (UTC)
Speed function: U10_speed_Holthuijs_4
Deployment date: Fri. 04/09, 03h (UTC)
Distance to the coast (km)
Flight time (h)
Number of members without stalling
Probability (%)
Landing within 24h (1h)
Landing within 48h (6)
Landing within 72h (6)
No landing within 120h (24)
EPS deployment position
HRS (Tracked)

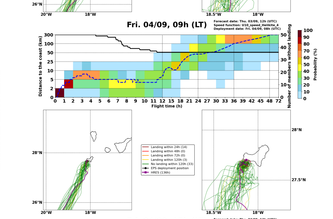
Fri. 04/09, 09h (LT)
Forecast date: Thu. 03/09, 12h (UTC)
Speed function: U10_speed_Holthuijs_4
Deployment date: Fri. 04/09, 09h (UTC)
Distance to the coast (km)
Flight time (h)
Number of members without stalling
Probability (%)
Landing within 24h (1h)
Landing within 48h (6)
Landing within 72h (6)
No landing within 120h (24)
EPS deployment position
HRS (Tracked)


Fri. 04/09, 15h (LT)
Forecast date: Thu. 03/09, 12h (UTC)
Speed function: U10_speed_Holthuijs_4
Deployment date: Fri. 04/09, 15h (UTC)
Distance to the coast (km)
Flight time (h)
Number of members without stalling
Probability (%)
Landing within 24h (1h)
Landing within 48h (6)
Landing within 72h (6)
No landing within 120h (24)
EPS deployment position
HRS (Tracked)

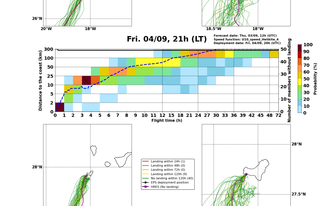
Fri. 04/09, 21h (LT)
Forecast date: Thu. 03/09, 12h (UTC)
Speed function: U10_speed_Holthuijs_4
Deployment date: Fri. 04/09, 21h (UTC)
Distance to the coast (km)
Flight time (h)
Number of members without stalling
Probability (%)
Landing within 24h (1h)
Landing within 48h (6)
Landing within 72h (6)
No landing within 120h (24)
EPS deployment position
HRS (Tracked)

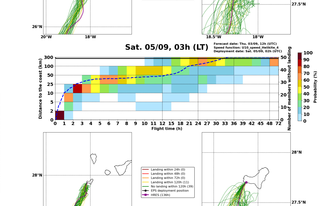
Sat. 05/09, 03h (LT)
Forecast date: Thu. 03/09, 12h (UTC)
Speed function: U10_speed_Holthuijs_4
Deployment date: Sat. 05/09, 03h (UTC)
Distance to the coast (km)
Flight time (h)
Number of members without stalling
Probability (%)
Landing within 24h (1h)
Landing within 48h (6)
Landing within 72h (6)
No landing within 120h (24)
EPS deployment position
HRS (Tracked)


Sat. 05/09, 09h (LT)
Forecast date: Thu. 03/09, 12h (UTC)
Speed function: U10_speed_Holthuijs_4
Deployment date: Sat. 05/09, 09h (UTC)
Distance to the coast (km)
Flight time (h)
Number of members without stalling
Probability (%)
Landing within 24h (1h)
Landing within 48h (6)
Landing within 72h (6)
No landing within 120h (24)
EPS deployment position
HRS (Tracked)


Sat. 05/09, 15h (LT)
Forecast date: Thu. 03/09, 12h (UTC)
Speed function: U10_speed_Holthuijs_4
Deployment date: Sat. 05/09, 15h (UTC)
Distance to the coast (km)
Flight time (h)
Number of members without stalling
Probability (%)
Landing within 24h (1h)
Landing within 48h (6)
Landing within 72h (6)
No landing within 120h (24)
EPS deployment position
HRS (Tracked)

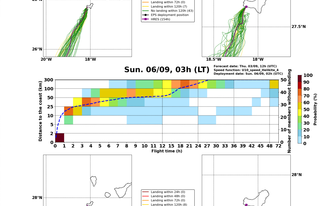
Sun. 06/09, 03h (LT)
Forecast date: Thu. 03/09, 12h (UTC)
Speed function: U10_speed_Holthuijs_4
Deployment date: Sun. 06/09, 03h (UTC)
Distance to the coast (km)
Flight time (h)
Number of members without stalling
Probability (%)
Landing within 24h (1h)
Landing within 48h (6)
Landing within 72h (6)
No landing within 120h (24)
EPS deployment position
HRS (Tracked)

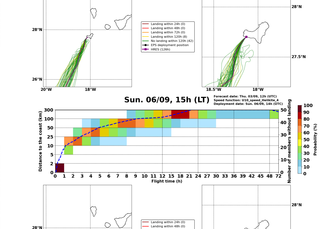
Sun. 06/09, 15h (LT)
Forecast date: Thu. 03/09, 12h (UTC)
Speed function: U10_speed_Holthuijs_4
Deployment date: Sun. 06/09, 15h (UTC)
Distance to the coast (km)
Flight time (h)
Number of members without stalling
Probability (%)
Landing within 24h (1h)
Landing within 48h (6)
Landing within 72h (6)
No landing within 120h (24)
EPS deployment position
HRS (Tracked)

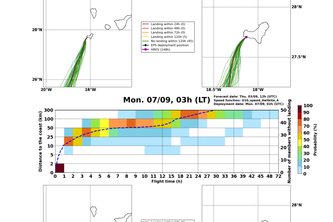
Mon. 07/09, 03h (LT)
Forecast date: Thu. 03/09, 12h (UTC)
Speed function: U10_speed_Holthuijs_4
Deployment date: Mon. 07/09, 03h (UTC)
Distance to the coast (km)
Flight time (h)
Number of members without stalling
Probability (%)
Landing within 24h (1h)
Landing within 48h (6)
Landing within 72h (6)
No landing within 120h (24)
EPS deployment position
HRS (Tracked)


Mon. 07/09, 15h (LT)
Forecast date: Thu. 03/09, 12h (UTC)
Speed function: U10_speed_Holthuijs_4
Deployment date: Mon. 07/09, 15h (UTC)
Distance to the coast (km)
Flight time (h)
Number of members without stalling
Probability (%)
Landing within 24h (1h)
Landing within 48h (6)
Landing within 72h (6)
No landing within 120h (24)
EPS deployment position
HRS (Tracked)

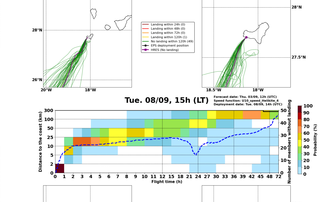
Tue. 08/09, 15h (LT)
Forecast date: Thu. 03/09, 12h (UTC)
Speed function: U10_speed_Holthuijs_4
Deployment date: Tue. 08/09, 15h (UTC)
Distance to the coast (km)
Flight time (h)
Number of members without stalling
Probability (%)
Landing within 24h (1h)
Landing within 48h (6)
Landing within 72h (6)
No landing within 120h (24)
EPS deployment position
HRS (Tracked)