
Station
Operational Forecast (HRES)
ECFs: Data not available
Forecast date: Sun. 06/09, 12h (UTC)
Site: D'Aliera
Speed function: U10_speed_Hellstrin_4
Method: Normal cyclones (300km)
Intercept Time (h)
Measurement Time (h)
Percentage of all members
TC Central Pressure at intercept time (hPa)
Minimum TC pressure during measurement period (hPa)
Wind at launch time (m/s)
Minimum of pressure within 300km at intercept time (hPa)
Deepest minimum of pressure within 300km during measurement period
Integrated RW3 (m/s)


Station
Operational Forecast (HRES)
ECFs: Data not available
Forecast date: Sun. 06/09, 12h (UTC)
Site: D'Aliera
Speed function: U10_speed_Hellstrin_4
Method: Tracked (30:30km/h2)
Intercept Time (h)
Measurement Time (h)
Percentage of all members

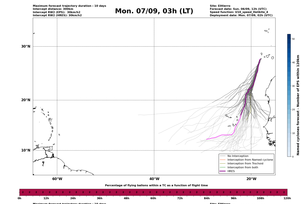
Mon. 07/09, 03h (LT)
Maximum forecast trajectory duration: 72 days
Intercept distance: 300km
Intercept RW3 (HRES): 38m/s2
Intercept RW3 (ANEL): 38m/s2
Site: D'Aliera
Forecast date: Sun. 06/09, 12h (UTC)
Speed function: U10_speed_Hellstrin_4
Deployment date: Mon. 07/09, 03h (UTC)
No interception
Interception from Normal cyclones
Interception from Tracked
Interception both
ANEL
Percentage of flying balloons within a TC as a function of flight time

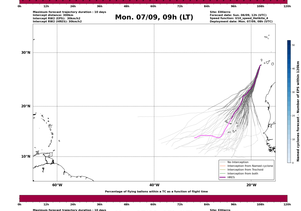
Mon. 07/09, 09h (LT)
Maximum forecast trajectory duration: 72 days
Intercept distance: 300km
Intercept RW3 (HRES): 38m/s2
Intercept RW3 (ANEL): 38m/s2
Site: D'Aliera
Forecast date: Sun. 06/09, 12h (UTC)
Speed function: U10_speed_Hellstrin_4
Deployment date: Mon. 07/09, 09h (UTC)
No interception
Interception from Normal cyclones
Interception from Tracked
Interception both
ANEL
Percentage of flying balloons within a TC as a function of flight time

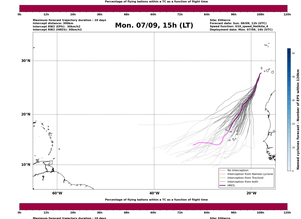
Mon. 07/09, 15h (LT)
Maximum forecast trajectory duration: 72 days
Intercept distance: 300km
Intercept RW3 (HRES): 38m/s2
Intercept RW3 (ANEL): 38m/s2
Site: D'Aliera
Forecast date: Sun. 06/09, 12h (UTC)
Speed function: U10_speed_Hellstrin_4
Deployment date: Mon. 07/09, 15h (UTC)
No interception
Interception from Normal cyclones
Interception from Tracked
Interception both
ANEL
Percentage of flying balloons within a TC as a function of flight time

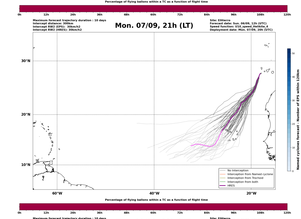
Mon. 07/09, 21h (LT)
Maximum forecast trajectory duration: 72 days
Intercept distance: 300km
Intercept RW3 (HRES): 38m/s2
Intercept RW3 (ANEL): 38m/s2
Site: D'Aliera
Forecast date: Sun. 06/09, 12h (UTC)
Speed function: U10_speed_Hellstrin_4
Deployment date: Mon. 07/09, 21h (UTC)
No interception
Interception from Normal cyclones
Interception from Tracked
Interception both
ANEL
Percentage of flying balloons within a TC as a function of flight time

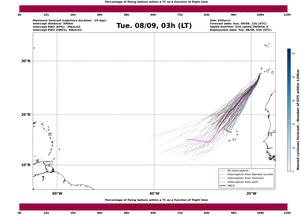
Tue. 08/09, 03h (LT)
Maximum forecast trajectory duration: 72 days
Intercept distance: 300km
Intercept RW3 (HRES): 38m/s2
Intercept RW3 (ANEL): 38m/s2
Site: D'Aliera
Forecast date: Sun. 06/09, 12h (UTC)
Speed function: U10_speed_Hellstrin_4
Deployment date: Tue. 08/09, 03h (UTC)
No interception
Interception from Normal cyclones
Interception from Tracked
Interception both
ANEL
Percentage of flying balloons within a TC as a function of flight time

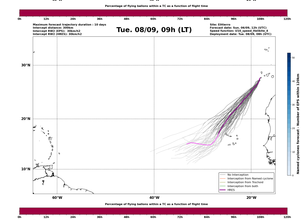
Tue. 08/09, 09h (LT)
Maximum forecast trajectory duration: 72 days
Intercept distance: 300km
Intercept RW3 (HRES): 38m/s2
Intercept RW3 (ANEL): 38m/s2
Site: D'Aliera
Forecast date: Sun. 06/09, 12h (UTC)
Speed function: U10_speed_Hellstrin_4
Deployment date: Tue. 08/09, 09h (UTC)
No interception
Interception from Normal cyclones
Interception from Tracked
Interception both
ANEL
Percentage of flying balloons within a TC as a function of flight time


Tue. 08/09, 15h (LT)
Maximum forecast trajectory duration: 72 days
Intercept distance: 300km
Intercept RW3 (HRES): 38m/s2
Intercept RW3 (ANEL): 38m/s2
Site: D'Aliera
Forecast date: Sun. 06/09, 12h (UTC)
Speed function: U10_speed_Hellstrin_4
Deployment date: Tue. 08/09, 15h (UTC)
No interception
Interception from Normal cyclones
Interception from Tracked
Interception both
ANEL
Percentage of flying balloons within a TC as a function of flight time

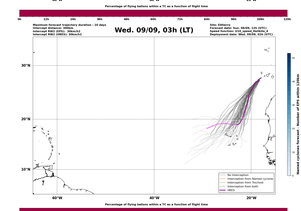
Wed. 09/09, 03h (LT)
Maximum forecast trajectory duration: 72 days
Intercept distance: 300km
Intercept RW3 (HRES): 38m/s2
Intercept RW3 (ANEL): 38m/s2
Site: D'Aliera
Forecast date: Sun. 06/09, 12h (UTC)
Speed function: U10_speed_Hellstrin_4
Deployment date: Wed. 09/09, 03h (UTC)
No interception
Interception from Normal cyclones
Interception from Tracked
Interception both
ANEL
Percentage of flying balloons within a TC as a function of flight time

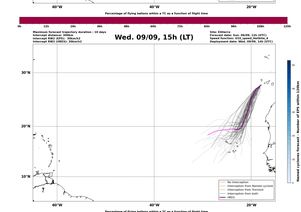
Wed. 09/09, 15h (LT)
Maximum forecast trajectory duration: 72 days
Intercept distance: 300km
Intercept RW3 (HRES): 38m/s2
Intercept RW3 (ANEL): 38m/s2
Site: D'Aliera
Forecast date: Sun. 06/09, 12h (UTC)
Speed function: U10_speed_Hellstrin_4
Deployment date: Wed. 09/09, 15h (UTC)
No interception
Interception from Normal cyclones
Interception from Tracked
Interception both
ANEL
Percentage of flying balloons within a TC as a function of flight time

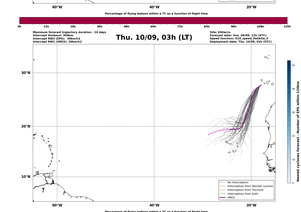
Thu. 10/09, 03h (LT)
Maximum forecast trajectory duration: 72 days
Intercept distance: 300km
Intercept RW3 (HRES): 38m/s2
Intercept RW3 (ANEL): 38m/s2
Site: D'Aliera
Forecast date: Sun. 06/09, 12h (UTC)
Speed function: U10_speed_Hellstrin_4
Deployment date: Thu. 10/09, 03h (UTC)
No interception
Interception from Normal cyclones
Interception from Tracked
Interception both
ANEL
Percentage of flying balloons within a TC as a function of flight time

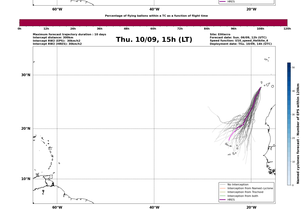
Thu. 10/09, 15h (LT)
Maximum forecast trajectory duration: 72 days
Intercept distance: 300km
Intercept RW3 (HRES): 38m/s2
Intercept RW3 (ANEL): 38m/s2
Site: D'Aliera
Forecast date: Sun. 06/09, 12h (UTC)
Speed function: U10_speed_Hellstrin_4
Deployment date: Thu. 10/09, 15h (UTC)
No interception
Interception from Normal cyclones
Interception from Tracked
Interception both
ANEL
Percentage of flying balloons within a TC as a function of flight time

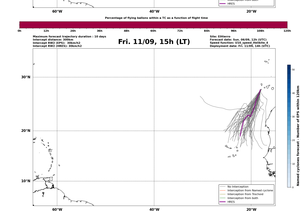
Fri. 11/09, 15h (LT)
Maximum forecast trajectory duration: 72 days
Intercept distance: 300km
Intercept RW3 (HRES): 38m/s2
Intercept RW3 (ANEL): 38m/s2
Site: D'Aliera
Forecast date: Sun. 06/09, 12h (UTC)
Speed function: U10_speed_Hellstrin_4
Deployment date: Fri. 11/09, 15h (UTC)
No interception
Interception from Normal cyclones
Interception from Tracked
Interception both
ANEL
Percentage of flying balloons within a TC as a function of flight time

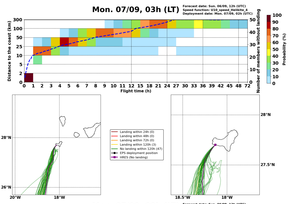
Mon. 07/09, 03h (LT)
Forecast date: Sun. 06/09, 12h (UTC)
Speed function: U10_speed_Hellstrin_4
Deployment date: Mon. 07/09, 03h (UTC)
Distance to the coast (km)
Flight time (h)
Number of members without landing
Probability (%)
Landing within 24h (0)
Landing within 48h (0)
Landing within 72h (0)
Landing within 120h (0)
No landing within 120h (47)
EFS deployment position
HRES (No landing)

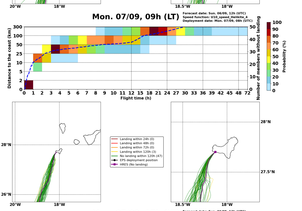
Mon. 07/09, 09h (LT)
Forecast date: Sun. 06/09, 12h (UTC)
Speed function: U10_speed_Hellstrin_4
Deployment date: Mon. 07/09, 09h (UTC)
Distance to the coast (km)
Flight time (h)
Number of members without landing
Probability (%)
Landing within 24h (0)
Landing within 48h (0)
Landing within 72h (0)
Landing within 120h (0)
No landing within 120h (47)
EFS deployment position
HRES (No landing)

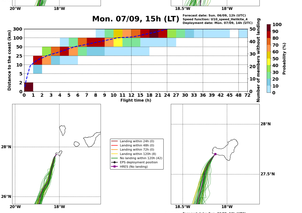
Mon. 07/09, 15h (LT)
Forecast date: Sun. 06/09, 12h (UTC)
Speed function: U10_speed_Hellstrin_4
Deployment date: Mon. 07/09, 15h (UTC)
Distance to the coast (km)
Flight time (h)
Number of members without landing
Probability (%)
Landing within 24h (0)
Landing within 48h (0)
Landing within 72h (0)
Landing within 120h (0)
No landing within 120h (47)
EFS deployment position
HRES (No landing)

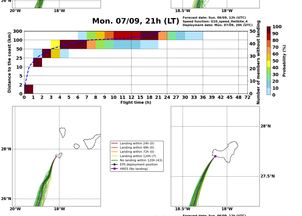
Mon. 07/09, 21h (LT)
Forecast date: Sun. 06/09, 12h (UTC)
Speed function: U10_speed_Hellstrin_4
Deployment date: Mon. 07/09, 21h (UTC)
Distance to the coast (km)
Flight time (h)
Number of members without landing
Probability (%)
Landing within 24h (0)
Landing within 48h (0)
Landing within 72h (0)
Landing within 120h (0)
No landing within 120h (47)
EFS deployment position
HRES (No landing)

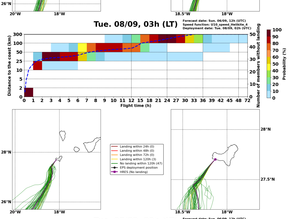
Tue. 08/09, 03h (LT)
Forecast date: Sun. 06/09, 12h (UTC)
Speed function: U10_speed_Hellstrin_4
Deployment date: Tue. 08/09, 03h (UTC)
Distance to the coast (km)
Flight time (h)
Number of members without landing
Probability (%)
Landing within 24h (0)
Landing within 48h (0)
Landing within 72h (0)
Landing within 120h (0)
No landing within 120h (47)
EFS deployment position
HRES (No landing)

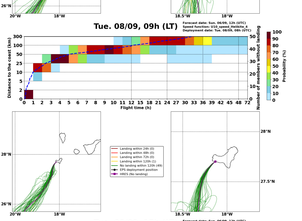
Tue. 08/09, 09h (LT)
Forecast date: Sun. 06/09, 12h (UTC)
Speed function: U10_speed_Hellstrin_4
Deployment date: Tue. 08/09, 09h (UTC)
Distance to the coast (km)
Flight time (h)
Number of members without landing
Probability (%)
Landing within 24h (0)
Landing within 48h (0)
Landing within 72h (0)
Landing within 120h (0)
No landing within 120h (45)
EFS deployment position
HRES (No landing)


Tue. 08/09, 15h (LT)
Forecast date: Sun. 06/09, 12h (UTC)
Speed function: U10_speed_Hellstrin_4
Deployment date: Tue. 08/09, 15h (UTC)
Distance to the coast (km)
Flight time (h)
Number of members without landing
Probability (%)
Landing within 24h (0)
Landing within 48h (0)
Landing within 72h (0)
Landing within 120h (0)
No landing within 120h (48)
EFS deployment position
HRES (No landing)

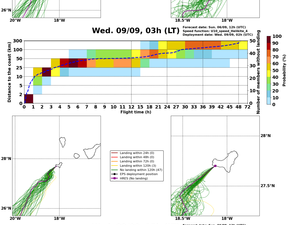
Wed. 09/09, 03h (LT)
Forecast date: Sun. 06/09, 12h (UTC)
Speed function: U10_speed_Hellstrin_4
Deployment date: Wed. 09/09, 03h (UTC)
Distance to the coast (km)
Flight time (h)
Number of members without landing
Probability (%)
Landing within 24h (0)
Landing within 48h (0)
Landing within 72h (0)
Landing within 120h (0)
No landing within 120h (48)
EFS deployment position
HRES (No landing)

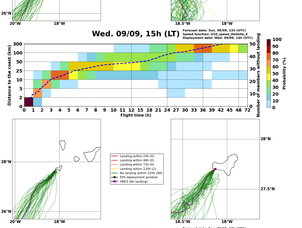
Wed. 09/09, 15h (LT)
Forecast date: Sun. 06/09, 12h (UTC)
Speed function: U10_speed_Hellstrin_4
Deployment date: Wed. 09/09, 15h (UTC)
Distance to the coast (km)
Flight time (h)
Number of members without landing
Probability (%)
Landing within 24h (0)
Landing within 48h (0)
Landing within 72h (0)
Landing within 120h (0)
No landing within 120h (48)
EFS deployment position
HRES (No landing)

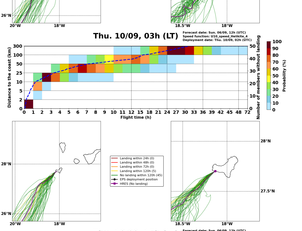
Thu. 10/09, 03h (LT)
Forecast date: Sun. 06/09, 12h (UTC)
Speed function: U10_speed_Hellstrin_4
Deployment date: Thu. 10/09, 03h (UTC)
Distance to the coast (km)
Flight time (h)
Number of members without landing
Probability (%)
Landing within 24h (0)
Landing within 48h (0)
Landing within 72h (0)
Landing within 120h (0)
No landing within 120h (48)
EFS deployment position
HRES (No landing)

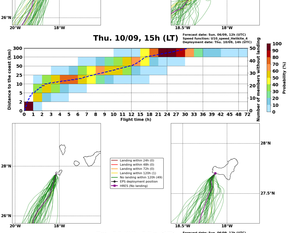
Thu. 10/09, 15h (LT)
Forecast date: Sun. 06/09, 12h (UTC)
Speed function: U10_speed_Hellstrin_4
Deployment date: Thu. 10/09, 15h (UTC)
Distance to the coast (km)
Flight time (h)
Number of members without landing
Probability (%)
Landing within 24h (0)
Landing within 48h (0)
Landing within 72h (0)
Landing within 120h (0)
No landing within 120h (48)
EFS deployment position
HRES (No landing)

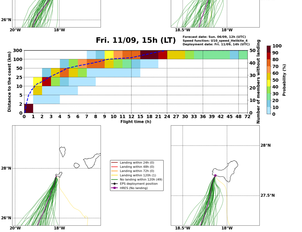
Fri. 11/09, 15h (LT)
Forecast date: Sun. 06/09, 12h (UTC)
Speed function: U10_speed_Hellstrin_4
Deployment date: Fri. 11/09, 15h (UTC)
Distance to the coast (km)
Flight time (h)
Number of members without landing
Probability (%)
Landing within 24h (0)
Landing within 48h (0)
Landing within 72h (0)
Landing within 120h (0)
No landing within 120h (48)
EFS deployment position
HRES (No landing)