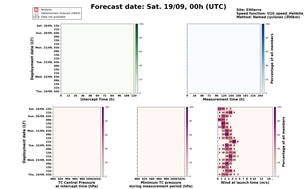
Forecast date: Sat. 19/09, 00h (UTC)
Station
Operational forecast (HRES)
Data not available
Site: D'Aliera
Speed function: U10_speed_Holthuijs_4
Method: Normal cyclones (300km)
Intercept Time (h)
Measurement Time (h)
Percentage of all members
TC Central Pressure at intercept time (hPa)
Minimum TC pressure during measurement period (hPa)
Wind at launch time (m/s)

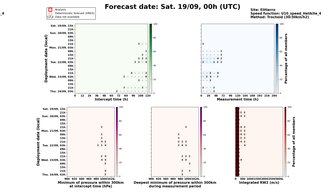
Forecast date: Sat. 19/09, 00h (UTC)
Station
Operational forecast (HRES)
Data not available
Site: D'Aliera
Speed function: U10_speed_Holthuijs_4
Method: Tracked (30.0km/h2)
Intercept Time (h)
Measurement Time (h)
Percentage of all members
Minimum of pressure within 300km at intercept time (hPa)
Deepest minimum of pressure within 300km during measurement period
Integrated WS2 (m/s)


Sat. 19/09, 15h (LT)
Maximum forecast trajectory duration: 72 days
Intercept distance: 300km
Intercept RW2 (HRES): 38km/h2
Intercept RW2 (HRES): 38km/h2
Site: D'Aliera
Forecast date: Sat. 19/09, 00h (UTC)
Speed function: U10_speed_Holthuijs_4
Deployment date: Sat. 19/09, 15h (UTC)
No interruption
Interruption from flanked cyclone
Interruption from flanked
Interruption both
HRES
Normal cyclones forecast - Number of EPs within 1.5Rmax
Percentage of flying balloons within a TC as a function of flight time

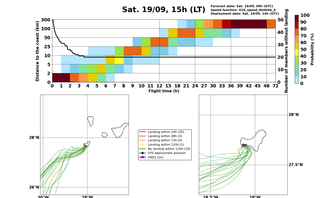
Sat. 19/09, 15h (LT)
Forecast date: Sat. 19/09, 00h (UTC)
Speed function: U10_speed_Holthuijs_4
Deployment date: Sat. 19/09, 15h (UTC)
Distance to the coast (km)
Flight time (h)
Number of positions without landing
Probability (%)
Landing within 24h (0%)
Landing within 48h (0)
Landing within 72h (0)
Landing within 120h (0)
No landing within 120h (43)
EPS deployment position
HRES (no landing)


Sat. 19/09, 21h (LT)
Maximum forecast trajectory duration: 72 days
Intercept distance: 300km
Intercept RW2 (HRES): 38km/h2
Intercept RW2 (HRES): 38km/h2
Site: D'Aliera
Forecast date: Sat. 19/09, 00h (UTC)
Speed function: U10_speed_Holthuijs_4
Deployment date: Sat. 19/09, 21h (UTC)
No interruption
Interruption from flanked cyclone
Interruption from flanked
Interruption both
HRES
Normal cyclones forecast - Number of EPs within 1.5Rmax
Percentage of flying balloons within a TC as a function of flight time

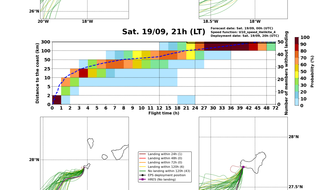
Sat. 19/09, 21h (LT)
Forecast date: Sat. 19/09, 00h (UTC)
Speed function: U10_speed_Holthuijs_4
Deployment date: Sat. 19/09, 21h (UTC)
Distance to the coast (km)
Flight time (h)
Number of positions without landing
Probability (%)
Landing within 24h (22)
Landing within 48h (0)
Landing within 72h (0)
Landing within 120h (0)
No landing within 120h (37)
EPS deployment position
HRES (no landing)

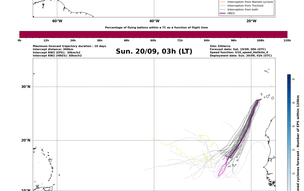
Sun. 20/09, 03h (LT)
Maximum forecast trajectory duration: 72 days
Intercept distance: 300km
Intercept RW2 (HRES): 38km/h2
Intercept RW2 (HRES): 38km/h2
Site: D'Aliera
Forecast date: Sat. 19/09, 00h (UTC)
Speed function: U10_speed_Holthuijs_4
Deployment date: Sun. 20/09, 03h (UTC)
No interruption
Interruption from flanked cyclone
Interruption from flanked
Interruption both
HRES
Normal cyclones forecast - Number of EPs within 1.5Rmax
Percentage of flying balloons within a TC as a function of flight time

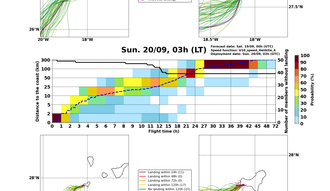
Sun. 20/09, 03h (LT)
Forecast date: Sat. 19/09, 00h (UTC)
Speed function: U10_speed_Holthuijs_4
Deployment date: Sun. 20/09, 03h (UTC)
Distance to the coast (km)
Flight time (h)
Number of positions without landing
Probability (%)
Landing within 24h (12)
Landing within 48h (0)
Landing within 72h (0)
Landing within 120h (0)
No landing within 120h (37)
EPS deployment position
HRES (24h)

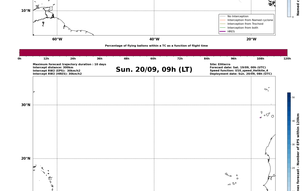
Sun. 20/09, 09h (LT)
Maximum forecast trajectory duration: 72 days
Intercept distance: 300km
Intercept RW2 (HRES): 38km/h2
Intercept RW2 (HRES): 38km/h2
Site: D'Aliera
Forecast date: Sat. 19/09, 00h (UTC)
Speed function: U10_speed_Holthuijs_4
Deployment date: Sun. 20/09, 09h (UTC)
No interruption
Interruption from flanked cyclone
Interruption from flanked
Interruption both
HRES
Normal cyclones forecast - Number of EPs within 1.5Rmax
Percentage of flying balloons within a TC as a function of flight time

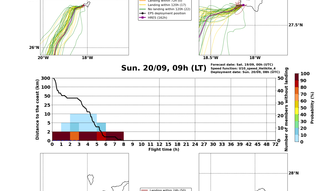
Sun. 20/09, 09h (LT)
Forecast date: Sat. 19/09, 00h (UTC)
Speed function: U10_speed_Holthuijs_4
Deployment date: Sun. 20/09, 09h (UTC)
Distance to the coast (km)
Flight time (h)
Number of positions without landing
Probability (%)
Landing within 24h (252)
Landing within 48h (0)
Landing within 72h (0)
Landing within 120h (0)
No landing within 120h (0)
EPS deployment position
HRES (24h)

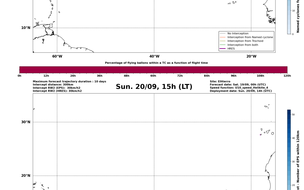
Sun. 20/09, 15h (LT)
Maximum forecast trajectory duration: 72 days
Intercept distance: 300km
Intercept RW2 (HRES): 38km/h2
Intercept RW2 (HRES): 38km/h2
Site: D'Aliera
Forecast date: Sat. 19/09, 00h (UTC)
Speed function: U10_speed_Holthuijs_4
Deployment date: Sun. 20/09, 15h (UTC)
No interruption
Interruption from flanked cyclone
Interruption from flanked
Interruption both
HRES
Normal cyclones forecast - Number of EPs within 1.5Rmax
Percentage of flying balloons within a TC as a function of flight time

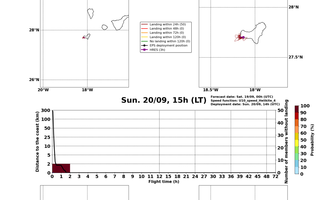
Sun. 20/09, 15h (LT)
Forecast date: Sat. 19/09, 00h (UTC)
Speed function: U10_speed_Holthuijs_4
Deployment date: Sun. 20/09, 15h (UTC)
Distance to the coast (km)
Flight time (h)
Number of positions without landing
Probability (%)
Landing within 24h (48)
Landing within 48h (0)
Landing within 72h (0)
Landing within 120h (0)
No landing within 120h (1)
EPS deployment position
HRES (24h)


Sun. 20/09, 21h (LT)
Maximum forecast trajectory duration: 72 days
Intercept distance: 300km
Intercept RW2 (HRES): 38km/h2
Intercept RW2 (HRES): 38km/h2
Site: D'Aliera
Forecast date: Sat. 19/09, 00h (UTC)
Speed function: U10_speed_Holthuijs_4
Deployment date: Sun. 20/09, 21h (UTC)
No interruption
Interruption from flanked cyclone
Interruption from flanked
Interruption both
HRES
Normal cyclones forecast - Number of EPs within 1.5Rmax
Percentage of flying balloons within a TC as a function of flight time

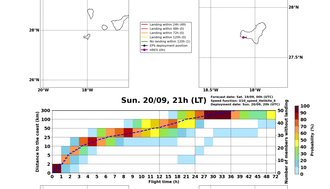
Sun. 20/09, 21h (LT)
Forecast date: Sat. 19/09, 00h (UTC)
Speed function: U10_speed_Holthuijs_4
Deployment date: Sun. 20/09, 21h (UTC)
Distance to the coast (km)
Flight time (h)
Number of positions without landing
Probability (%)
Landing within 24h (0)
Landing within 48h (0)
Landing within 72h (0)
Landing within 120h (0)
No landing within 120h (1)
EPS deployment position
HRES (No landing)

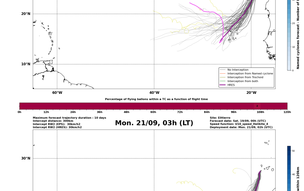
Mon. 21/09, 03h (LT)
Maximum forecast trajectory duration: 72 days
Intercept distance: 300km
Intercept RW2 (HRES): 38km/h2
Intercept RW2 (HRES): 38km/h2
Site: D'Aliera
Forecast date: Sat. 19/09, 00h (UTC)
Speed function: U10_speed_Holthuijs_4
Deployment date: Mon. 21/09, 03h (UTC)
No interruption
Interruption from flanked cyclone
Interruption from flanked
Interruption both
HRES
Normal cyclones forecast - Number of EPs within 1.5Rmax
Percentage of flying balloons within a TC as a function of flight time

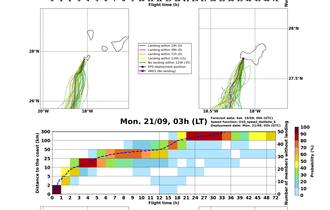
Mon. 21/09, 03h (LT)
Forecast date: Sat. 19/09, 00h (UTC)
Speed function: U10_speed_Holthuijs_4
Deployment date: Mon. 21/09, 03h (UTC)
Distance to the coast (km)
Flight time (h)
Number of positions without landing
Probability (%)
Landing within 24h (0)
Landing within 48h (0)
Landing within 72h (0)
Landing within 120h (0)
No landing within 120h (48)
EPS deployment position
HRES (No landing)

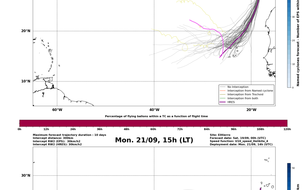
Mon. 21/09, 15h (LT)
Maximum forecast trajectory duration: 72 days
Intercept distance: 300km
Intercept RW2 (HRES): 38km/h2
Intercept RW2 (HRES): 38km/h2
Site: D'Aliera
Forecast date: Sat. 19/09, 00h (UTC)
Speed function: U10_speed_Holthuijs_4
Deployment date: Mon. 21/09, 15h (UTC)
No interruption
Interruption from flanked cyclone
Interruption from flanked
Interruption both
HRES
Normal cyclones forecast - Number of EPs within 1.5Rmax
Percentage of flying balloons within a TC as a function of flight time


Mon. 21/09, 15h (LT)
Forecast date: Sat. 19/09, 00h (UTC)
Speed function: U10_speed_Holthuijs_4
Deployment date: Mon. 21/09, 15h (UTC)
Distance to the coast (km)
Flight time (h)
Number of positions without landing
Probability (%)
Landing within 24h (0)
Landing within 48h (0)
Landing within 72h (0)
Landing within 120h (0)
No landing within 120h (36)
EPS deployment position
HRES (1.5Rm)

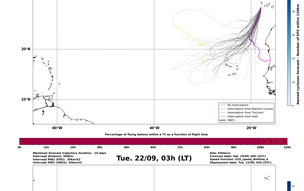
Tue. 22/09, 03h (LT)
Maximum forecast trajectory duration: 72 days
Intercept distance: 300km
Intercept RW2 (HRES): 38km/h2
Intercept RW2 (HRES): 38km/h2
Site: D'Aliera
Forecast date: Sat. 19/09, 00h (UTC)
Speed function: U10_speed_Holthuijs_4
Deployment date: Tue. 22/09, 03h (UTC)
No interruption
Interruption from flanked cyclone
Interruption from flanked
Interruption both
HRES
Normal cyclones forecast - Number of EPs within 1.5Rmax
Percentage of flying balloons within a TC as a function of flight time


Tue. 22/09, 03h (LT)
Forecast date: Sat. 19/09, 00h (UTC)
Speed function: U10_speed_Holthuijs_4
Deployment date: Tue. 22/09, 03h (UTC)
Distance to the coast (km)
Flight time (h)
Number of positions without landing
Probability (%)
Landing within 24h (0)
Landing within 48h (0)
Landing within 72h (0)
Landing within 120h (0)
No landing within 120h (48)
EPS deployment position
HRES (No landing)

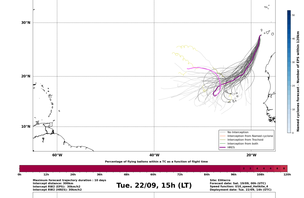
Tue. 22/09, 15h (LT)
Maximum forecast trajectory duration: 72 days
Intercept distance: 300km
Intercept RW2 (HRES): 38km/h2
Intercept RW2 (HRES): 38km/h2
Site: D'Aliera
Forecast date: Sat. 19/09, 00h (UTC)
Speed function: U10_speed_Holthuijs_4
Deployment date: Tue. 22/09, 15h (UTC)
No interruption
Interruption from flanked cyclone
Interruption from flanked
Interruption both
HRES
Normal cyclones forecast - Number of EPs within 1.5Rmax
Percentage of flying balloons within a TC as a function of flight time


Tue. 22/09, 15h (LT)
Forecast date: Sat. 19/09, 00h (UTC)
Speed function: U10_speed_Holthuijs_4
Deployment date: Tue. 22/09, 15h (UTC)
Distance to the coast (km)
Flight time (h)
Number of positions without landing
Probability (%)
Landing within 24h (0)
Landing within 48h (0)
Landing within 72h (0)
Landing within 120h (0)
No landing within 120h (48)
EPS deployment position
HRES (24h)

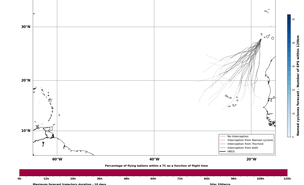
Wed. 23/09, 03h (LT)
Maximum forecast trajectory duration: 72 days
Intercept distance: 300km
Intercept RW2 (HRES): 38km/h2
Intercept RW2 (HRES): 38km/h2
Site: D'Aliera
Forecast date: Sat. 19/09, 00h (UTC)
Speed function: U10_speed_Holthuijs_4
Deployment date: Wed. 23/09, 03h (UTC)
No interruption
Interruption from flanked cyclone
Interruption from flanked
Interruption both
HRES
Normal cyclones forecast - Number of EPs within 1.5Rmax
Percentage of flying balloons within a TC as a function of flight time

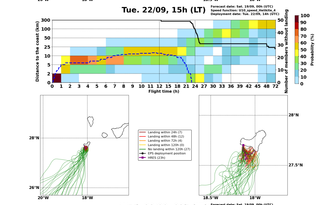
Wed. 23/09, 03h (LT)
Forecast date: Sat. 19/09, 00h (UTC)
Speed function: U10_speed_Holthuijs_4
Deployment date: Wed. 23/09, 03h (UTC)
Distance to the coast (km)
Flight time (h)
Number of positions without landing
Probability (%)
Landing within 24h (0)
Landing within 48h (0)
Landing within 72h (0)
Landing within 120h (0)
No landing within 120h (48)
EPS deployment position
HRES (No landing)

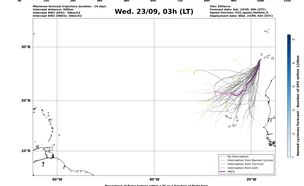
Thu. 24/09, 03h (LT)
Maximum forecast trajectory duration: 72 days
Intercept distance: 300km
Intercept RW2 (HRES): 38km/h2
Intercept RW2 (HRES): 38km/h2
Site: D'Aliera
Forecast date: Sat. 19/09, 00h (UTC)
Speed function: U10_speed_Holthuijs_4
Deployment date: Thu. 24/09, 03h (UTC)
No interruption
Interruption from flanked cyclone
Interruption from flanked
Interruption both
HRES
Normal cyclones forecast - Number of EPs within 1.5Rmax
Percentage of flying balloons within a TC as a function of flight time


Thu. 24/09, 03h (LT)
Forecast date: Sat. 19/09, 00h (UTC)
Speed function: U10_speed_Holthuijs_4
Deployment date: Thu. 24/09, 03h (UTC)
Distance to the coast (km)
Flight time (h)
Number of positions without landing
Probability (%)
Landing within 24h (0)
Landing within 48h (0)
Landing within 72h (0)
Landing within 120h (0)
No landing within 120h (51)
EPS deployment position
HRES (No landing)