
Forecast date: Sat. 05/09, 12h (UTC)
Station
Hurricanes forecast (HRD)
Data not available
Site: LaPalma
Speed function: STX speed_Holthuijs_4
Method: Nested cyclones (300km)
Sun. 06/09, 03h
Mon. 07/09, 03h
Tue. 08/09, 03h
Wed. 09/09, 03h
Thu. 10/09, 03h
Sun. 06/09, 09h
Mon. 07/09, 09h
Tue. 08/09, 09h
Wed. 09/09, 09h
Thu. 10/09, 09h
Sun. 06/09, 15h
Mon. 07/09, 15h
Tue. 08/09, 15h
Wed. 09/09, 15h
Thu. 10/09, 15h
Sun. 06/09, 21h
Mon. 07/09, 21h
Tue. 08/09, 21h
Wed. 09/09, 21h
Thu. 10/09, 21h
Intercept Time (h)
Measurement Time (h)
Percentage of all members
TC Central Pressure at intercept time (hPa)
Minimum TC pressure during measurement period (hPa)
Wind at launch time (m/s)
Minimum of pressure within 300km at intercept time (hPa)
Deepest minimum of pressure within 300km during measurement period
Integrated RW2 (m/s)

Forecast date: Sat. 05/09, 12h (UTC)
Station
Hurricanes forecast (HRD)
Data not available
Site: LaPalma
Speed function: STX speed_Holthuijs_4
Method: Tracked (30:50km/h)

Sun. 06/09, 03h (LT)
Maximum forecast trajectory duration: 72 days
Intercept distance: 300km
Intercept RW2 (HRD): 30km/h
Intercept RW2 (HRD): 50km/h
Site: LaPalma
Forecast date: Sat. 05/09, 12h (UTC)
Speed function: STX speed_Holthuijs_4
Deployment date: Sun. 06/09, 03h (UTC)
No interception
Interception from Nested cyclones
Interception from Tracked
Interception from both
HRD
Percentage of flying balloon within a TC as a function of flight time

Sun. 06/09, 09h (LT)
Maximum forecast trajectory duration: 72 days
Intercept distance: 300km
Intercept RW2 (HRD): 30km/h
Intercept RW2 (HRD): 50km/h
Site: LaPalma
Forecast date: Sat. 05/09, 12h (UTC)
Speed function: STX speed_Holthuijs_4
Deployment date: Sun. 06/09, 09h (UTC)
No interception
Interception from Nested cyclones
Interception from Tracked
Interception from both
HRD
Percentage of flying balloon within a TC as a function of flight time

Sun. 06/09, 15h (LT)
Maximum forecast trajectory duration: 72 days
Intercept distance: 300km
Intercept RW2 (HRD): 30km/h
Intercept RW2 (HRD): 50km/h
Site: LaPalma
Forecast date: Sat. 05/09, 12h (UTC)
Speed function: STX speed_Holthuijs_4
Deployment date: Sun. 06/09, 15h (UTC)
No interception
Interception from Nested cyclones
Interception from Tracked
Interception from both
HRD
Percentage of flying balloon within a TC as a function of flight time

Sun. 06/09, 21h (LT)
Maximum forecast trajectory duration: 72 days
Intercept distance: 300km
Intercept RW2 (HRD): 30km/h
Intercept RW2 (HRD): 50km/h
Site: LaPalma
Forecast date: Sat. 05/09, 12h (UTC)
Speed function: STX speed_Holthuijs_4
Deployment date: Sun. 06/09, 21h (UTC)
No interception
Interception from Nested cyclones
Interception from Tracked
Interception from both
HRD
Percentage of flying balloon within a TC as a function of flight time


Mon. 07/09, 03h (LT)
Maximum forecast trajectory duration: 72 days
Intercept distance: 300km
Intercept RW2 (HRD): 30km/h
Intercept RW2 (HRD): 50km/h
Site: LaPalma
Forecast date: Sat. 05/09, 12h (UTC)
Speed function: STX speed_Holthuijs_4
Deployment date: Mon. 07/09, 03h (UTC)
No interception
Interception from Nested cyclones
Interception from Tracked
Interception from both
HRD
Percentage of flying balloon within a TC as a function of flight time

Mon. 07/09, 09h (LT)
Maximum forecast trajectory duration: 72 days
Intercept distance: 300km
Intercept RW2 (HRD): 30km/h
Intercept RW2 (HRD): 50km/h
Site: LaPalma
Forecast date: Sat. 05/09, 12h (UTC)
Speed function: STX speed_Holthuijs_4
Deployment date: Mon. 07/09, 09h (UTC)
No interception
Interception from Nested cyclones
Interception from Tracked
Interception from both
HRD
Percentage of flying balloon within a TC as a function of flight time


Mon. 07/09, 15h (LT)
Maximum forecast trajectory duration: 72 days
Intercept distance: 300km
Intercept RW2 (HRD): 30km/h
Intercept RW2 (HRD): 50km/h
Site: LaPalma
Forecast date: Sat. 05/09, 12h (UTC)
Speed function: STX speed_Holthuijs_4
Deployment date: Mon. 07/09, 15h (UTC)
No interception
Interception from Nested cyclones
Interception from Tracked
Interception from both
HRD
Percentage of flying balloon within a TC as a function of flight time


Tue. 08/09, 03h (LT)
Maximum forecast trajectory duration: 72 days
Intercept distance: 300km
Intercept RW2 (HRD): 30km/h
Intercept RW2 (HRD): 50km/h
Site: LaPalma
Forecast date: Sat. 05/09, 12h (UTC)
Speed function: STX speed_Holthuijs_4
Deployment date: Tue. 08/09, 03h (UTC)
No interception
Interception from Nested cyclones
Interception from Tracked
Interception from both
HRD
Percentage of flying balloon within a TC as a function of flight time

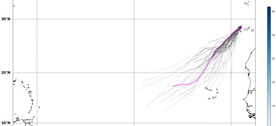
Tue. 08/09, 15h (LT)
Maximum forecast trajectory duration: 72 days
Intercept distance: 300km
Intercept RW2 (HRD): 30km/h
Intercept RW2 (HRD): 50km/h
Site: LaPalma
Forecast date: Sat. 05/09, 12h (UTC)
Speed function: STX speed_Holthuijs_4
Deployment date: Tue. 08/09, 15h (UTC)
No interception
Interception from Nested cyclones
Interception from Tracked
Interception from both
HRD
Percentage of flying balloon within a TC as a function of flight time


Wed. 09/09, 03h (LT)
Maximum forecast trajectory duration: 72 days
Intercept distance: 300km
Intercept RW2 (HRD): 30km/h
Intercept RW2 (HRD): 50km/h
Site: LaPalma
Forecast date: Sat. 05/09, 12h (UTC)
Speed function: STX speed_Holthuijs_4
Deployment date: Wed. 09/09, 03h (UTC)
No interception
Interception from Nested cyclones
Interception from Tracked
Interception from both
HRD
Percentage of flying balloon within a TC as a function of flight time

Wed. 09/09, 15h (LT)
Maximum forecast trajectory duration: 72 days
Intercept distance: 300km
Intercept RW2 (HRD): 30km/h
Intercept RW2 (HRD): 50km/h
Site: LaPalma
Forecast date: Sat. 05/09, 12h (UTC)
Speed function: STX speed_Holthuijs_4
Deployment date: Wed. 09/09, 15h (UTC)
No interception
Interception from Nested cyclones
Interception from Tracked
Interception from both
HRD
Percentage of flying balloon within a TC as a function of flight time


Thu. 10/09, 15h (LT)
Maximum forecast trajectory duration: 72 days
Intercept distance: 300km
Intercept RW2 (HRD): 30km/h
Intercept RW2 (HRD): 50km/h
Site: LaPalma
Forecast date: Sat. 05/09, 12h (UTC)
Speed function: STX speed_Holthuijs_4
Deployment date: Thu. 10/09, 15h (UTC)
No interception
Interception from Nested cyclones
Interception from Tracked
Interception from both
HRD
Percentage of flying balloon within a TC as a function of flight time


Forecast date: Sat. 05/09, 12h (UTC)
Station
Hurricanes forecast (HRD)
Data not available
Site: LaPalma
Speed function: STX speed_Holthuijs_4
Method: Tracked (30:50km/h)
Sun. 06/09, 03h
Mon. 07/09, 03h
Tue. 08/09, 03h
Wed. 09/09, 03h
Thu. 10/09, 03h
Sun. 06/09, 09h
Mon. 07/09, 09h
Tue. 08/09, 09h
Wed. 09/09, 09h
Thu. 10/09, 09h
Sun. 06/09, 15h
Mon. 07/09, 15h
Tue. 08/09, 15h
Wed. 09/09, 15h
Thu. 10/09, 15h
Sun. 06/09, 21h
Mon. 07/09, 21h
Tue. 08/09, 21h
Wed. 09/09, 21h
Thu. 10/09, 21h
Intercept Time (h)
Measurement Time (h)
Percentage of all members
Minimum of pressure within 300km during measurement period
Integrated RW2 (m/s)

Sun. 06/09, 03h (LT)
Forecast date: Sat. 05/09, 12h (UTC)
Speed function: STX speed_Holthuijs_4
Deployment date: Sun. 06/09, 03h (UTC)
Distance to the coast (km)
Flight time (h)
Distance to the coast (km)
Number of members without landing
Probability (%)
Landing within 24h (1)
Landing within 48h (2)
Landing within 72h (3)
No landing within 72h (4)
No landing within 120h (5)
DTS deployment position
HRD (No landing)


Sun. 06/09, 09h (LT)
Forecast date: Sat. 05/09, 12h (UTC)
Speed function: STX speed_Holthuijs_4
Deployment date: Sun. 06/09, 09h (UTC)
Distance to the coast (km)
Flight time (h)
Distance to the coast (km)
Number of members without landing
Probability (%)
Landing within 24h (1)
Landing within 48h (2)
Landing within 72h (3)
No landing within 72h (4)
No landing within 120h (5)
DTS deployment position
HRD (No landing)


Sun. 06/09, 15h (LT)
Forecast date: Sat. 05/09, 12h (UTC)
Speed function: STX speed_Holthuijs_4
Deployment date: Sun. 06/09, 15h (UTC)
Distance to the coast (km)
Flight time (h)
Distance to the coast (km)
Number of members without landing
Probability (%)
Landing within 24h (1)
Landing within 48h (2)
Landing within 72h (3)
No landing within 72h (4)
No landing within 120h (5)
DTS deployment position
HRD (No landing)

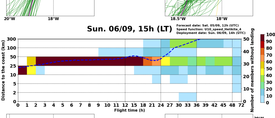
Sun. 06/09, 21h (LT)
Forecast date: Sat. 05/09, 12h (UTC)
Speed function: STX speed_Holthuijs_4
Deployment date: Sun. 06/09, 21h (UTC)
Distance to the coast (km)
Flight time (h)
Distance to the coast (km)
Number of members without landing
Probability (%)
Landing within 24h (1)
Landing within 48h (2)
Landing within 72h (3)
No landing within 72h (4)
No landing within 120h (5)
DTS deployment position
HRD (No landing)


Mon. 07/09, 03h (LT)
Forecast date: Sat. 05/09, 12h (UTC)
Speed function: STX speed_Holthuijs_4
Deployment date: Mon. 07/09, 03h (UTC)
Distance to the coast (km)
Flight time (h)
Distance to the coast (km)
Number of members without landing
Probability (%)
Landing within 24h (1)
Landing within 48h (2)
Landing within 72h (3)
No landing within 72h (4)
No landing within 120h (5)
DTS deployment position
HRD (No landing)

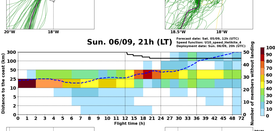
Mon. 07/09, 09h (LT)
Forecast date: Sat. 05/09, 12h (UTC)
Speed function: STX speed_Holthuijs_4
Deployment date: Mon. 07/09, 09h (UTC)
Distance to the coast (km)
Flight time (h)
Distance to the coast (km)
Number of members without landing
Probability (%)
Landing within 24h (1)
Landing within 48h (2)
Landing within 72h (3)
No landing within 72h (4)
No landing within 120h (5)
DTS deployment position
HRD (No landing)


Mon. 07/09, 15h (LT)
Forecast date: Sat. 05/09, 12h (UTC)
Speed function: STX speed_Holthuijs_4
Deployment date: Mon. 07/09, 15h (UTC)
Distance to the coast (km)
Flight time (h)
Distance to the coast (km)
Number of members without landing
Probability (%)
Landing within 24h (1)
Landing within 48h (2)
Landing within 72h (3)
No landing within 72h (4)
No landing within 120h (5)
DTS deployment position
HRD (No landing)


Tue. 08/09, 03h (LT)
Forecast date: Sat. 05/09, 12h (UTC)
Speed function: STX speed_Holthuijs_4
Deployment date: Tue. 08/09, 03h (UTC)
Distance to the coast (km)
Flight time (h)
Distance to the coast (km)
Number of members without landing
Probability (%)
Landing within 24h (1)
Landing within 48h (2)
Landing within 72h (3)
No landing within 72h (4)
No landing within 120h (5)
DTS deployment position
HRD (No landing)


Tue. 08/09, 15h (LT)
Forecast date: Sat. 05/09, 12h (UTC)
Speed function: STX speed_Holthuijs_4
Deployment date: Tue. 08/09, 15h (UTC)
Distance to the coast (km)
Flight time (h)
Distance to the coast (km)
Number of members without landing
Probability (%)
Landing within 24h (1)
Landing within 48h (2)
Landing within 72h (3)
No landing within 72h (4)
No landing within 120h (5)
DTS deployment position
HRD (No landing)


Wed. 09/09, 03h (LT)
Forecast date: Sat. 05/09, 12h (UTC)
Speed function: STX speed_Holthuijs_4
Deployment date: Wed. 09/09, 03h (UTC)
Distance to the coast (km)
Flight time (h)
Distance to the coast (km)
Number of members without landing
Probability (%)
Landing within 24h (1)
Landing within 48h (2)
Landing within 72h (3)
No landing within 72h (4)
No landing within 120h (5)
DTS deployment position
HRD (No landing)


Wed. 09/09, 15h (LT)
Forecast date: Sat. 05/09, 12h (UTC)
Speed function: STX speed_Holthuijs_4
Deployment date: Wed. 09/09, 15h (UTC)
Distance to the coast (km)
Flight time (h)
Distance to the coast (km)
Number of members without landing
Probability (%)
Landing within 24h (1)
Landing within 48h (2)
Landing within 72h (3)
No landing within 72h (4)
No landing within 120h (5)
DTS deployment position
HRD (No landing)

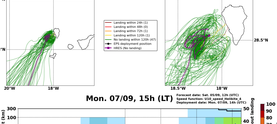
Thu. 10/09, 15h (LT)
Forecast date: Sat. 05/09, 12h (UTC)
Speed function: STX speed_Holthuijs_4
Deployment date: Thu. 10/09, 15h (UTC)
Distance to the coast (km)
Flight time (h)
Distance to the coast (km)
Number of members without landing
Probability (%)
Landing within 24h (1)
Landing within 48h (2)
Landing within 72h (3)
No landing within 72h (4)
No landing within 120h (5)
DTS deployment position
HRD (No landing)