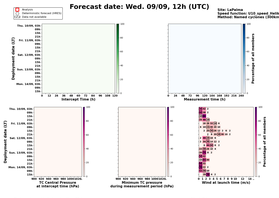
Forecast date: Wed. 09/09, 12h (UTC)
Station
Operational forecast (HRES)
Data not available
Site: LaPalma
Speed function: STA speed_Hellmann_4
Method: Normal cyclones (300km)
Thu. 10/09, 00h
Thu. 10/09, 06h
Thu. 10/09, 12h
Thu. 10/09, 18h
Fri. 11/09, 00h
Fri. 11/09, 06h
Fri. 11/09, 12h
Fri. 11/09, 18h
Sat. 12/09, 00h
Sat. 12/09, 06h
Sat. 12/09, 12h
Sat. 12/09, 18h
Deployment date (UT)
Intercept time (h)
Percentage of all numbers
Measurement time (h)
Deployment date (local)
TC Central Pressure at intercept time (hPa)
Minimum TC pressure during measurement period (hPa)
Wind at launch time (m/s)
Minimum of pressure within 300km during measurement period
Deepest minimum of pressure within 300km during measurement period
Integrated RW2 (m/s)

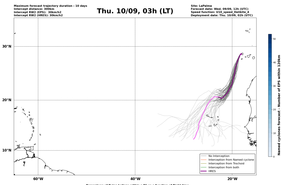
Thu. 10/09, 03h (LT)
Site: LaPalma
Forecast date: Wed. 09/09, 12h (UTC)
Speed function: STA speed_Hellmann_4
Deployment date: Thu. 10/09, 03h (UT)
Maximum forecast trajectory duration: 72 days
Intercept distance: 300km
Intercept RW2 (UPD): 30km/h
Intercept RW2 (HRES): 30km/h
No interception
Interception from Normal cyclone
Interception from Tropical cyclone
Interception from both
UPD
HRES
Percentage of flying balloons within a TC as a function of flight time
Normal cyclones forecast - Number of EPs within 120km

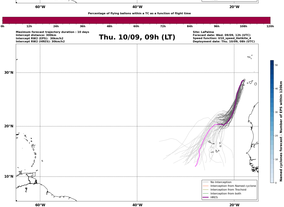
Thu. 10/09, 09h (LT)
Site: LaPalma
Forecast date: Wed. 09/09, 12h (UTC)
Speed function: STA speed_Hellmann_4
Deployment date: Thu. 10/09, 09h (UT)
Maximum forecast trajectory duration: 72 days
Intercept distance: 300km
Intercept RW2 (UPD): 30km/h
Intercept RW2 (HRES): 30km/h
No interception
Interception from Normal cyclone
Interception from Tropical cyclone
Interception from both
UPD
HRES
Percentage of flying balloons within a TC as a function of flight time
Normal cyclones forecast - Number of EPs within 120km

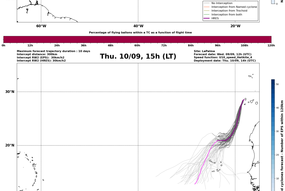
Thu. 10/09, 15h (LT)
Site: LaPalma
Forecast date: Wed. 09/09, 12h (UTC)
Speed function: STA speed_Hellmann_4
Deployment date: Thu. 10/09, 15h (UT)
Maximum forecast trajectory duration: 72 days
Intercept distance: 300km
Intercept RW2 (UPD): 30km/h
Intercept RW2 (HRES): 30km/h
No interception
Interception from Normal cyclone
Interception from Tropical cyclone
Interception from both
UPD
HRES
Percentage of flying balloons within a TC as a function of flight time
Normal cyclones forecast - Number of EPs within 120km

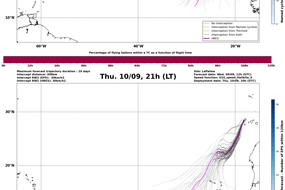
Thu. 10/09, 21h (LT)
Site: LaPalma
Forecast date: Wed. 09/09, 12h (UTC)
Speed function: STA speed_Hellmann_4
Deployment date: Thu. 10/09, 21h (UT)
Maximum forecast trajectory duration: 72 days
Intercept distance: 300km
Intercept RW2 (UPD): 30km/h
Intercept RW2 (HRES): 30km/h
No interception
Interception from Normal cyclone
Interception from Tropical cyclone
Interception from both
UPD
HRES
Percentage of flying balloons within a TC as a function of flight time
Normal cyclones forecast - Number of EPs within 120km

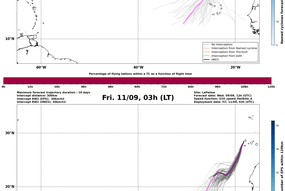
Fri. 11/09, 03h (LT)
Site: LaPalma
Forecast date: Wed. 09/09, 12h (UTC)
Speed function: STA speed_Hellmann_4
Deployment date: Fri. 11/09, 03h (UT)
Maximum forecast trajectory duration: 72 days
Intercept distance: 300km
Intercept RW2 (UPD): 30km/h
Intercept RW2 (HRES): 30km/h
No interception
Interception from Normal cyclone
Interception from Tropical cyclone
Interception from both
UPD
HRES
Percentage of flying balloons within a TC as a function of flight time
Normal cyclones forecast - Number of EPs within 120km


Fri. 11/09, 09h (LT)
Site: LaPalma
Forecast date: Wed. 09/09, 12h (UTC)
Speed function: STA speed_Hellmann_4
Deployment date: Fri. 11/09, 09h (UT)
Maximum forecast trajectory duration: 72 days
Intercept distance: 300km
Intercept RW2 (UPD): 30km/h
Intercept RW2 (HRES): 30km/h
No interception
Interception from Normal cyclone
Interception from Tropical cyclone
Interception from both
UPD
HRES
Percentage of flying balloons within a TC as a function of flight time
Normal cyclones forecast - Number of EPs within 120km

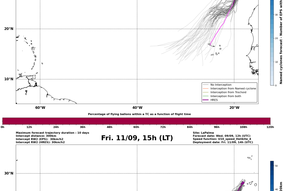
Fri. 11/09, 15h (LT)
Site: LaPalma
Forecast date: Wed. 09/09, 12h (UTC)
Speed function: STA speed_Hellmann_4
Deployment date: Fri. 11/09, 15h (UT)
Maximum forecast trajectory duration: 72 days
Intercept distance: 300km
Intercept RW2 (UPD): 30km/h
Intercept RW2 (HRES): 30km/h
No interception
Interception from Normal cyclone
Interception from Tropical cyclone
Interception from both
UPD
HRES
Percentage of flying balloons within a TC as a function of flight time
Normal cyclones forecast - Number of EPs within 120km

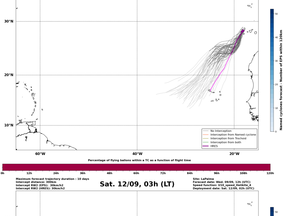
Sat. 12/09, 03h (LT)
Site: LaPalma
Forecast date: Wed. 09/09, 12h (UTC)
Speed function: STA speed_Hellmann_4
Deployment date: Sat. 12/09, 03h (UT)
Maximum forecast trajectory duration: 72 days
Intercept distance: 300km
Intercept RW2 (UPD): 30km/h
Intercept RW2 (HRES): 30km/h
No interception
Interception from Normal cyclone
Interception from Tropical cyclone
Interception from both
UPD
HRES
Percentage of flying balloons within a TC as a function of flight time
Normal cyclones forecast - Number of EPs within 120km

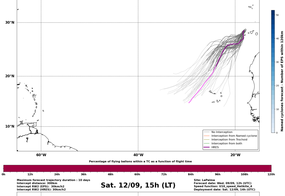
Sat. 12/09, 15h (LT)
Site: LaPalma
Forecast date: Wed. 09/09, 12h (UTC)
Speed function: STA speed_Hellmann_4
Deployment date: Sat. 12/09, 15h (UT)
Maximum forecast trajectory duration: 72 days
Intercept distance: 300km
Intercept RW2 (UPD): 30km/h
Intercept RW2 (HRES): 30km/h
No interception
Interception from Normal cyclone
Interception from Tropical cyclone
Interception from both
UPD
HRES
Percentage of flying balloons within a TC as a function of flight time
Normal cyclones forecast - Number of EPs within 120km

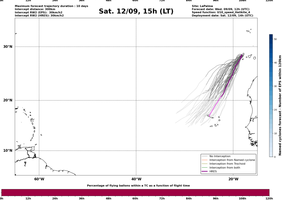
Sun. 13/09, 03h (LT)
Site: LaPalma
Forecast date: Wed. 09/09, 12h (UTC)
Speed function: STA speed_Hellmann_4
Deployment date: Sun. 13/09, 03h (UT)
Maximum forecast trajectory duration: 72 days
Intercept distance: 300km
Intercept RW2 (UPD): 30km/h
Intercept RW2 (HRES): 30km/h
No interception
Interception from Normal cyclone
Interception from Tropical cyclone
Interception from both
UPD
HRES
Percentage of flying balloons within a TC as a function of flight time
Normal cyclones forecast - Number of EPs within 120km

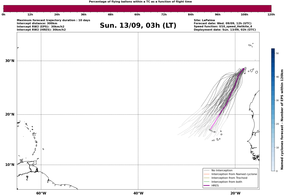
Sun. 13/09, 15h (LT)
Site: LaPalma
Forecast date: Wed. 09/09, 12h (UTC)
Speed function: STA speed_Hellmann_4
Deployment date: Sun. 13/09, 15h (UT)
Maximum forecast trajectory duration: 72 days
Intercept distance: 300km
Intercept RW2 (UPD): 30km/h
Intercept RW2 (HRES): 30km/h
No interception
Interception from Normal cyclone
Interception from Tropical cyclone
Interception from both
UPD
HRES
Percentage of flying balloons within a TC as a function of flight time
Normal cyclones forecast - Number of EPs within 120km


Mon. 14/09, 15h (LT)
Site: LaPalma
Forecast date: Wed. 09/09, 12h (UTC)
Speed function: STA speed_Hellmann_4
Deployment date: Mon. 14/09, 15h (UT)
Maximum forecast trajectory duration: 72 days
Intercept distance: 300km
Intercept RW2 (UPD): 30km/h
Intercept RW2 (HRES): 30km/h
No interception
Interception from Normal cyclone
Interception from Tropical cyclone
Interception from both
UPD
HRES
Percentage of flying balloons within a TC as a function of flight time
Normal cyclones forecast - Number of EPs within 120km

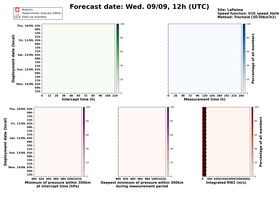
Forecast date: Wed. 09/09, 12h (UTC)
Station
Operational forecast (HRES)
Data not available
Site: LaPalma
Speed function: STA speed_Hellmann_4
Method: Tracked (30:30km/h2)
Thu. 10/09, 00h
Thu. 10/09, 06h
Thu. 10/09, 12h
Thu. 10/09, 18h
Fri. 11/09, 00h
Fri. 11/09, 06h
Fri. 11/09, 12h
Fri. 11/09, 18h
Sat. 12/09, 00h
Sat. 12/09, 06h
Sat. 12/09, 12h
Sat. 12/09, 18h
Deployment date (UT)
Intercept time (h)
Percentage of all numbers
Measurement time (h)
Deployment date (local)
Minimum of pressure within 300km during measurement period
Deepest minimum of pressure within 300km during measurement period
Integrated RW2 (m/s)

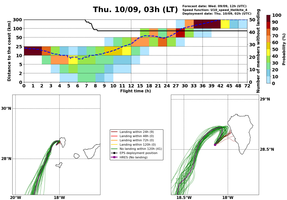
Thu. 10/09, 03h (LT)
Forecast date: Wed. 09/09, 12h (UTC)
Speed function: STA speed_Hellmann_4
Deployment date: Thu. 10/09, 03h (UT)
Distance to the coast (km)
Flight time (h)
Number of positions without landing
Probability (%)
Landing within 24h (0)
Landing within 48h (0)
Landing within 72h (0)
Landing within 120h (0)
No landing within 120h (0)
DPS deployment position
HRES (No landing)


Thu. 10/09, 09h (LT)
Forecast date: Wed. 09/09, 12h (UTC)
Speed function: STA speed_Hellmann_4
Deployment date: Thu. 10/09, 09h (UT)
Distance to the coast (km)
Flight time (h)
Number of positions without landing
Probability (%)
Landing within 24h (0)
Landing within 48h (0)
Landing within 72h (0)
Landing within 120h (0)
No landing within 120h (0)
DPS deployment position
HRES (No landing)


Thu. 10/09, 15h (LT)
Forecast date: Wed. 09/09, 12h (UTC)
Speed function: STA speed_Hellmann_4
Deployment date: Thu. 10/09, 15h (UT)
Distance to the coast (km)
Flight time (h)
Number of positions without landing
Probability (%)
Landing within 24h (0)
Landing within 48h (0)
Landing within 72h (0)
Landing within 120h (0)
No landing within 120h (0)
DPS deployment position
HRES (No landing)

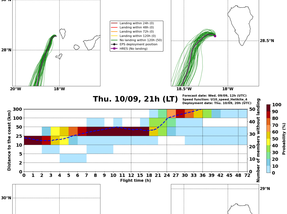
Thu. 10/09, 21h (LT)
Forecast date: Wed. 09/09, 12h (UTC)
Speed function: STA speed_Hellmann_4
Deployment date: Thu. 10/09, 21h (UT)
Distance to the coast (km)
Flight time (h)
Number of positions without landing
Probability (%)
Landing within 24h (0)
Landing within 48h (0)
Landing within 72h (0)
Landing within 120h (0)
No landing within 120h (0)
DPS deployment position
HRES (No landing)

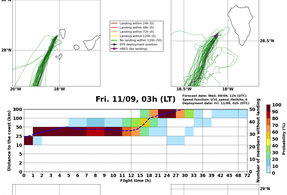
Fri. 11/09, 03h (LT)
Forecast date: Wed. 09/09, 12h (UTC)
Speed function: STA speed_Hellmann_4
Deployment date: Fri. 11/09, 03h (UT)
Distance to the coast (km)
Flight time (h)
Number of positions without landing
Probability (%)
Landing within 24h (0)
Landing within 48h (0)
Landing within 72h (0)
Landing within 120h (0)
No landing within 120h (0)
DPS deployment position
HRES (No landing)

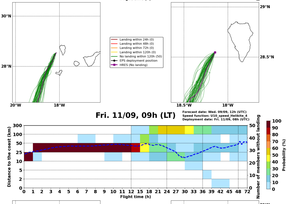
Fri. 11/09, 09h (LT)
Forecast date: Wed. 09/09, 12h (UTC)
Speed function: STA speed_Hellmann_4
Deployment date: Fri. 11/09, 09h (UT)
Distance to the coast (km)
Flight time (h)
Number of positions without landing
Probability (%)
Landing within 24h (0)
Landing within 48h (0)
Landing within 72h (0)
Landing within 120h (0)
No landing within 120h (0)
DPS deployment position
HRES (C-Flex)

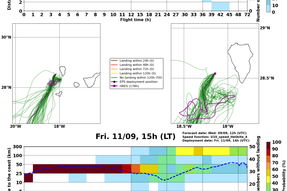
Fri. 11/09, 15h (LT)
Forecast date: Wed. 09/09, 12h (UTC)
Speed function: STA speed_Hellmann_4
Deployment date: Fri. 11/09, 15h (UT)
Distance to the coast (km)
Flight time (h)
Number of positions without landing
Probability (%)
Landing within 24h (0)
Landing within 48h (0)
Landing within 72h (0)
Landing within 120h (0)
No landing within 120h (0)
DPS deployment position
HRES (C-Flex)

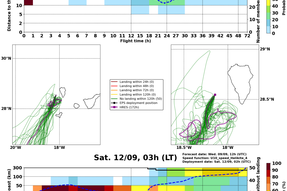
Sat. 12/09, 03h (LT)
Forecast date: Wed. 09/09, 12h (UTC)
Speed function: STA speed_Hellmann_4
Deployment date: Sat. 12/09, 03h (UT)
Distance to the coast (km)
Flight time (h)
Number of positions without landing
Probability (%)
Landing within 24h (0)
Landing within 48h (0)
Landing within 72h (0)
Landing within 120h (0)
No landing within 120h (0)
DPS deployment position
HRES (Cuxhn)

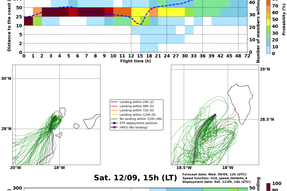
Sat. 12/09, 15h (LT)
Forecast date: Wed. 09/09, 12h (UTC)
Speed function: STA speed_Hellmann_4
Deployment date: Sat. 12/09, 15h (UT)
Distance to the coast (km)
Flight time (h)
Number of positions without landing
Probability (%)
Landing within 24h (0)
Landing within 48h (0)
Landing within 72h (0)
Landing within 120h (0)
No landing within 120h (0)
DPS deployment position
HRES (Cuxhn)


Sun. 13/09, 03h (LT)
Forecast date: Wed. 09/09, 12h (UTC)
Speed function: STA speed_Hellmann_4
Deployment date: Sun. 13/09, 03h (UT)
Distance to the coast (km)
Flight time (h)
Number of positions without landing
Probability (%)
Landing within 24h (0)
Landing within 48h (0)
Landing within 72h (0)
Landing within 120h (0)
No landing within 120h (0)
DPS deployment position
HRES (Cuxhn)

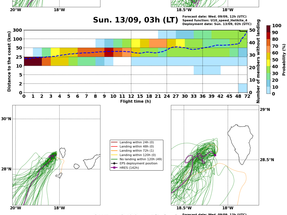
Sun. 13/09, 15h (LT)
Forecast date: Wed. 09/09, 12h (UTC)
Speed function: STA speed_Hellmann_4
Deployment date: Sun. 13/09, 15h (UT)
Distance to the coast (km)
Flight time (h)
Number of positions without landing
Probability (%)
Landing within 24h (0)
Landing within 48h (0)
Landing within 72h (0)
Landing within 120h (0)
No landing within 120h (0)
DPS deployment position
HRES (Cuxhn)

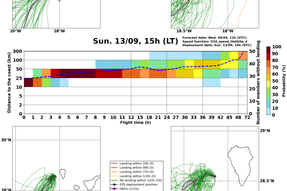
Mon. 14/09, 15h (LT)
Forecast date: Wed. 09/09, 12h (UTC)
Speed function: STA speed_Hellmann_4
Deployment date: Mon. 14/09, 15h (UT)
Distance to the coast (km)
Flight time (h)
Number of positions without landing
Probability (%)
Landing within 24h (0)
Landing within 48h (0)
Landing within 72h (0)
Landing within 120h (0)
No landing within 120h (0)
DPS deployment position
HRES (Cuxhn)