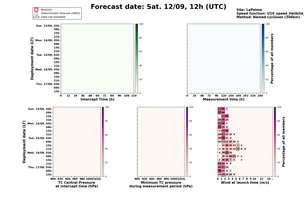
Forecast date: Sat. 12/09, 12h (UTC)
Station
Forecast Date/Time (UTC)
Data not available
Site: LaPalma
Speed Function: U10_speed_Holthuijs_4
Method: Named cyclones (300km)
Sun. 12/09, 00h
Sun. 12/09, 06h
Sun. 12/09, 12h
Sun. 12/09, 18h
Mon. 13/09, 00h
Mon. 13/09, 06h
Mon. 13/09, 12h
Mon. 13/09, 18h
Tue. 14/09, 00h
Tue. 14/09, 06h
Tue. 14/09, 12h
Tue. 14/09, 18h
Wed. 15/09, 00h
Wed. 15/09, 06h
Wed. 15/09, 12h
Wed. 15/09, 18h
Thu. 16/09, 00h
Thu. 16/09, 06h
Thu. 16/09, 12h
Thu. 16/09, 18h
Deployment date (LT)
Intercept Time (h)
Measurement Time (h)
Percentage of all numbers
TC Central Pressure at intercept time (hPa)
Minimum TC pressure during measurement period (hPa)
Wind at launch time (m/s)
Minimum of pressure within 300km at intercept time (hPa)
Deepest minimum of pressure within 300km during measurement period
Integrated RW2 (m/s)

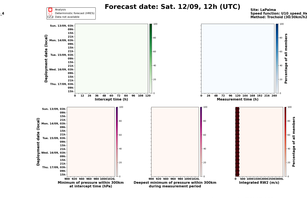
Forecast date: Sat. 12/09, 12h (UTC)
Site: LaPalma
Speed Function: U10_speed_Holthuijs_4
Method: Tracked (30:50km/h)

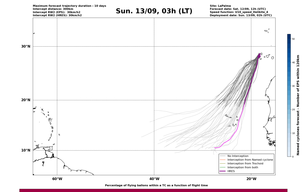
Sun. 13/09, 03h (LT)
Maximum forecast trajectory duration: 24 days
Intercept distance: 300km
Intercept RW2 (DRS): 20km/s2
Intercept RW2 (WRS): 30km/s2
Site: LaPalma
Forecast date: Sat. 12/09, 12h (UTC)
Speed function: U10_speed_Holthuijs_4
Deployment date: Sun. 13/09, 03h (UTC)
No interception
Interception from Named cyclone
Interception from Tracked
Interception both
DRS
WRS
Percentage of flying balloon within a TC as a function of flight time
Normal cyclones forecast - Number of EPs within 120km

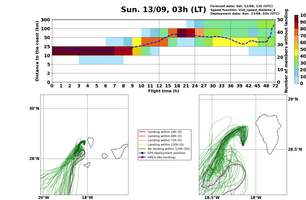
Sun. 13/09, 03h (LT)
Forecast date: Sat. 12/09, 12h (UTC)
Speed function: U10_speed_Holthuijs_4
Deployment date: Sun. 13/09, 03h (UTC)
Distance to the coast (km)
Flight time (h)
Number of positions without landing
Probability (%)
Landing within 24h (0)
Landing within 48h (0)
Landing within 96h (0)
Landing within 72h (0)
Landing within 120h (0)
No landing within 120h (0)
DTS deployment position
HRES (No landing)

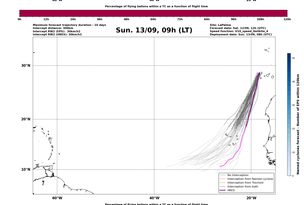
Sun. 13/09, 09h (LT)
Maximum forecast trajectory duration: 24 days
Intercept distance: 300km
Intercept RW2 (DRS): 20km/s2
Intercept RW2 (WRS): 30km/s2
Site: LaPalma
Forecast date: Sat. 12/09, 12h (UTC)
Speed function: U10_speed_Holthuijs_4
Deployment date: Sun. 13/09, 09h (UTC)
No interception
Interception from Named cyclone
Interception from Tracked
Interception both
DRS
WRS
Percentage of flying balloon within a TC as a function of flight time
Normal cyclones forecast - Number of EPs within 120km


Sun. 13/09, 09h (LT)
Forecast date: Sat. 12/09, 12h (UTC)
Speed function: U10_speed_Holthuijs_4
Deployment date: Sun. 13/09, 09h (UTC)
Distance to the coast (km)
Flight time (h)
Number of positions without landing
Probability (%)
Landing within 24h (0)
Landing within 48h (0)
Landing within 96h (0)
Landing within 72h (0)
Landing within 120h (0)
No landing within 120h (0)
DTS deployment position
HRES (No landing)

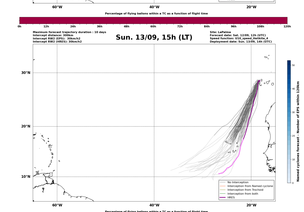
Sun. 13/09, 15h (LT)
Maximum forecast trajectory duration: 24 days
Intercept distance: 300km
Intercept RW2 (DRS): 20km/s2
Intercept RW2 (WRS): 30km/s2
Site: LaPalma
Forecast date: Sat. 12/09, 12h (UTC)
Speed function: U10_speed_Holthuijs_4
Deployment date: Sun. 13/09, 15h (UTC)
No interception
Interception from Named cyclone
Interception from Tracked
Interception both
DRS
WRS
Percentage of flying balloon within a TC as a function of flight time
Normal cyclones forecast - Number of EPs within 120km

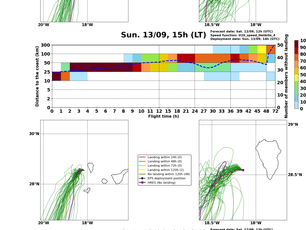
Sun. 13/09, 15h (LT)
Forecast date: Sat. 12/09, 12h (UTC)
Speed function: U10_speed_Holthuijs_4
Deployment date: Sun. 13/09, 15h (UTC)
Distance to the coast (km)
Flight time (h)
Number of positions without landing
Probability (%)
Landing within 24h (0)
Landing within 48h (0)
Landing within 96h (0)
Landing within 72h (0)
Landing within 120h (0)
No landing within 120h (0)
DTS deployment position
HRES (No landing)

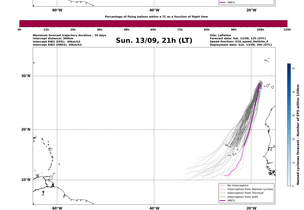
Sun. 13/09, 21h (LT)
Maximum forecast trajectory duration: 24 days
Intercept distance: 300km
Intercept RW2 (DRS): 20km/s2
Intercept RW2 (WRS): 30km/s2
Site: LaPalma
Forecast date: Sat. 12/09, 12h (UTC)
Speed function: U10_speed_Holthuijs_4
Deployment date: Sun. 13/09, 21h (UTC)
No interception
Interception from Named cyclone
Interception from Tracked
Interception both
DRS
WRS
Percentage of flying balloon within a TC as a function of flight time
Normal cyclones forecast - Number of EPs within 120km

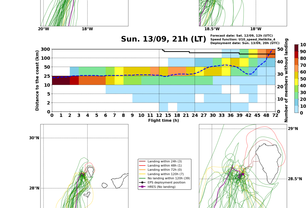
Sun. 13/09, 21h (LT)
Forecast date: Sat. 12/09, 12h (UTC)
Speed function: U10_speed_Holthuijs_4
Deployment date: Sun. 13/09, 21h (UTC)
Distance to the coast (km)
Flight time (h)
Number of positions without landing
Probability (%)
Landing within 24h (0)
Landing within 48h (0)
Landing within 96h (0)
Landing within 72h (0)
Landing within 120h (0)
No landing within 120h (0)
DTS deployment position
HRES (No landing)

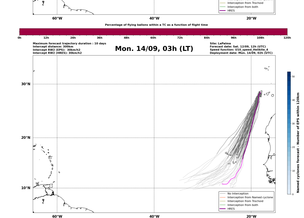
Mon. 14/09, 03h (LT)
Maximum forecast trajectory duration: 24 days
Intercept distance: 300km
Intercept RW2 (DRS): 20km/s2
Intercept RW2 (WRS): 30km/s2
Site: LaPalma
Forecast date: Sat. 12/09, 12h (UTC)
Speed function: U10_speed_Holthuijs_4
Deployment date: Mon. 14/09, 03h (UTC)
No interception
Interception from Named cyclone
Interception from Tracked
Interception both
DRS
WRS
Percentage of flying balloon within a TC as a function of flight time
Normal cyclones forecast - Number of EPs within 120km

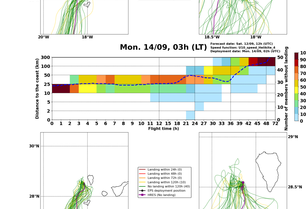
Mon. 14/09, 03h (LT)
Forecast date: Sat. 12/09, 12h (UTC)
Speed function: U10_speed_Holthuijs_4
Deployment date: Mon. 14/09, 03h (UTC)
Distance to the coast (km)
Flight time (h)
Number of positions without landing
Probability (%)
Landing within 24h (0)
Landing within 48h (0)
Landing within 96h (0)
Landing within 72h (0)
Landing within 120h (0)
No landing within 120h (0)
DTS deployment position
HRES (No landing)

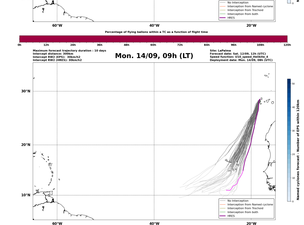
Mon. 14/09, 09h (LT)
Maximum forecast trajectory duration: 24 days
Intercept distance: 300km
Intercept RW2 (DRS): 20km/s2
Intercept RW2 (WRS): 30km/s2
Site: LaPalma
Forecast date: Sat. 12/09, 12h (UTC)
Speed function: U10_speed_Holthuijs_4
Deployment date: Mon. 14/09, 09h (UTC)
No interception
Interception from Named cyclone
Interception from Tracked
Interception both
DRS
WRS
Percentage of flying balloon within a TC as a function of flight time
Normal cyclones forecast - Number of EPs within 120km

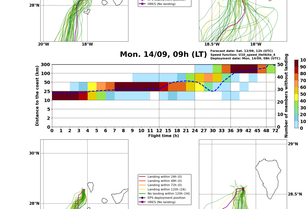
Mon. 14/09, 09h (LT)
Forecast date: Sat. 12/09, 12h (UTC)
Speed function: U10_speed_Holthuijs_4
Deployment date: Mon. 14/09, 09h (UTC)
Distance to the coast (km)
Flight time (h)
Number of positions without landing
Probability (%)
Landing within 24h (0)
Landing within 48h (0)
Landing within 96h (0)
Landing within 72h (0)
Landing within 120h (0)
No landing within 120h (0)
DTS deployment position
HRES (No landing)

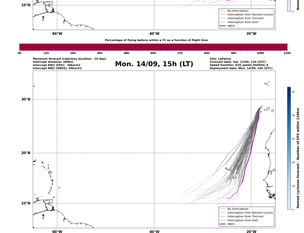
Mon. 14/09, 15h (LT)
Maximum forecast trajectory duration: 24 days
Intercept distance: 300km
Intercept RW2 (DRS): 20km/s2
Intercept RW2 (WRS): 30km/s2
Site: LaPalma
Forecast date: Sat. 12/09, 12h (UTC)
Speed function: U10_speed_Holthuijs_4
Deployment date: Mon. 14/09, 15h (UTC)
No interception
Interception from Named cyclone
Interception from Tracked
Interception both
DRS
WRS
Percentage of flying balloon within a TC as a function of flight time
Normal cyclones forecast - Number of EPs within 120km

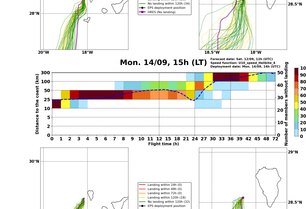
Mon. 14/09, 15h (LT)
Forecast date: Sat. 12/09, 12h (UTC)
Speed function: U10_speed_Holthuijs_4
Deployment date: Mon. 14/09, 15h (UTC)
Distance to the coast (km)
Flight time (h)
Number of positions without landing
Probability (%)
Landing within 24h (0)
Landing within 48h (0)
Landing within 96h (0)
Landing within 72h (0)
Landing within 120h (0)
No landing within 120h (0)
DTS deployment position
HRES (No landing)


Tue. 15/09, 03h (LT)
Maximum forecast trajectory duration: 24 days
Intercept distance: 300km
Intercept RW2 (DRS): 20km/s2
Intercept RW2 (WRS): 30km/s2
Site: LaPalma
Forecast date: Sat. 12/09, 12h (UTC)
Speed function: U10_speed_Holthuijs_4
Deployment date: Tue. 15/09, 03h (UTC)
No interception
Interception from Named cyclone
Interception from Tracked
Interception both
DRS
WRS
Percentage of flying balloon within a TC as a function of flight time
Normal cyclones forecast - Number of EPs within 120km

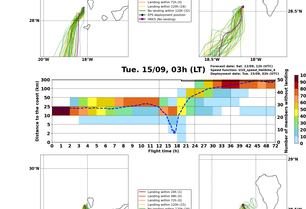
Tue. 15/09, 03h (LT)
Forecast date: Sat. 12/09, 12h (UTC)
Speed function: U10_speed_Holthuijs_4
Deployment date: Tue. 15/09, 03h (UTC)
Distance to the coast (km)
Flight time (h)
Number of positions without landing
Probability (%)
Landing within 24h (0)
Landing within 48h (0)
Landing within 96h (0)
Landing within 72h (0)
Landing within 120h (0)
No landing within 120h (0)
DTS deployment position
HRES (No landing)


Tue. 15/09, 15h (LT)
Maximum forecast trajectory duration: 24 days
Intercept distance: 300km
Intercept RW2 (DRS): 20km/s2
Intercept RW2 (WRS): 30km/s2
Site: LaPalma
Forecast date: Sat. 12/09, 12h (UTC)
Speed function: U10_speed_Holthuijs_4
Deployment date: Tue. 15/09, 15h (UTC)
No interception
Interception from Named cyclone
Interception from Tracked
Interception both
DRS
WRS
Percentage of flying balloon within a TC as a function of flight time
Normal cyclones forecast - Number of EPs within 120km


Tue. 15/09, 15h (LT)
Forecast date: Sat. 12/09, 12h (UTC)
Speed function: U10_speed_Holthuijs_4
Deployment date: Tue. 15/09, 15h (UTC)
Distance to the coast (km)
Flight time (h)
Number of positions without landing
Probability (%)
Landing within 24h (0)
Landing within 48h (0)
Landing within 96h (0)
Landing within 72h (0)
Landing within 120h (0)
No landing within 120h (0)
DTS deployment position
HRES (No landing)

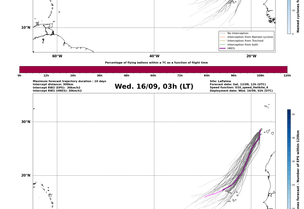
Wed. 16/09, 03h (LT)
Maximum forecast trajectory duration: 24 days
Intercept distance: 300km
Intercept RW2 (DRS): 20km/s2
Intercept RW2 (WRS): 30km/s2
Site: LaPalma
Forecast date: Sat. 12/09, 12h (UTC)
Speed function: U10_speed_Holthuijs_4
Deployment date: Wed. 16/09, 03h (UTC)
No interception
Interception from Named cyclone
Interception from Tracked
Interception both
DRS
WRS
Percentage of flying balloon within a TC as a function of flight time
Normal cyclones forecast - Number of EPs within 120km

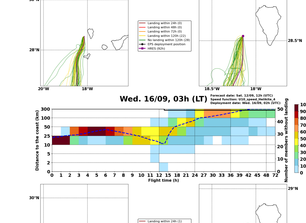
Wed. 16/09, 03h (LT)
Forecast date: Sat. 12/09, 12h (UTC)
Speed function: U10_speed_Holthuijs_4
Deployment date: Wed. 16/09, 03h (UTC)
Distance to the coast (km)
Flight time (h)
Number of positions without landing
Probability (%)
Landing within 24h (0)
Landing within 48h (0)
Landing within 96h (0)
Landing within 72h (0)
Landing within 120h (0)
No landing within 120h (0)
DTS deployment position
HRES (No landing)

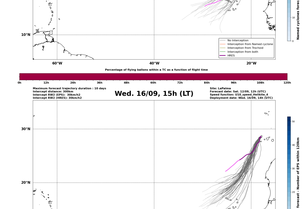
Wed. 16/09, 15h (LT)
Maximum forecast trajectory duration: 24 days
Intercept distance: 300km
Intercept RW2 (DRS): 20km/s2
Intercept RW2 (WRS): 30km/s2
Site: LaPalma
Forecast date: Sat. 12/09, 12h (UTC)
Speed function: U10_speed_Holthuijs_4
Deployment date: Wed. 16/09, 15h (UTC)
No interception
Interception from Named cyclone
Interception from Tracked
Interception both
DRS
WRS
Percentage of flying balloon within a TC as a function of flight time
Normal cyclones forecast - Number of EPs within 120km

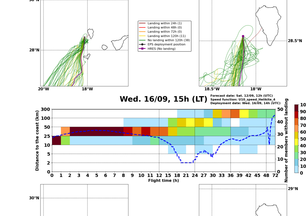
Wed. 16/09, 15h (LT)
Forecast date: Sat. 12/09, 12h (UTC)
Speed function: U10_speed_Holthuijs_4
Deployment date: Wed. 16/09, 15h (UTC)
Distance to the coast (km)
Flight time (h)
Number of positions without landing
Probability (%)
Landing within 24h (0)
Landing within 48h (0)
Landing within 96h (0)
Landing within 72h (0)
Landing within 120h (0)
No landing within 120h (0)
DTS deployment position
HRES (No landing)


Thu. 17/09, 15h (LT)
Maximum forecast trajectory duration: 24 days
Intercept distance: 300km
Intercept RW2 (DRS): 20km/s2
Intercept RW2 (WRS): 30km/s2
Site: LaPalma
Forecast date: Sat. 12/09, 12h (UTC)
Speed function: U10_speed_Holthuijs_4
Deployment date: Thu. 17/09, 15h (UTC)
No interception
Interception from Named cyclone
Interception from Tracked
Interception both
DRS
WRS
Percentage of flying balloon within a TC as a function of flight time
Normal cyclones forecast - Number of EPs within 120km

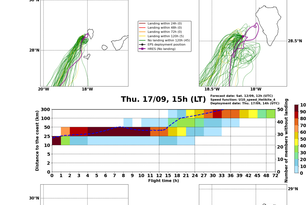
Thu. 17/09, 15h (LT)
Forecast date: Sat. 12/09, 12h (UTC)
Speed function: U10_speed_Holthuijs_4
Deployment date: Thu. 17/09, 15h (UTC)
Distance to the coast (km)
Flight time (h)
Number of positions without landing
Probability (%)
Landing within 24h (0)
Landing within 48h (0)
Landing within 96h (0)
Landing within 72h (0)
Landing within 120h (0)
No landing within 120h (0)
DTS deployment position
HRES (No landing)